BANKA
SLOVENIJE

BANK OF SLOVENIA
EVROSISTEM / EUROSYSTEM

FINANČNI RAČUNI SLOVENIJE 2001-2006

FINANCIAL ACCOUNTS OF SLOVENIA 2001-2006

NOVEMBER/NOVEMBER
2007

Naslov:
Title:

Finančni računi Slovenije 2001-2006
Financial Accounts of Slovenia 2001-2006
Leto 2, št. 2, november 2007
Year 2, No. 2, November 2007

Izdajatelj:
Publisher:

BANKA SLOVENIJE
BANK OF SLOVENIA
Slovenska 35,
1505 Ljubljana
Slovenija
tel.: +386 (1) 4719000
fax.: +386 (1) 2515516
E-mail: bsl@bsi.si
http://www.bsi.si/
SWIFT: BSLJ SI 2X

Pripravlja:
Prepared by:

ODDELEK FINANČNA STATISTIKA
FINANCIAL STATISTICS DEPARTMENT

Tisk:
Printed by:

Geodetski inštitut Slovenije, Ljubljana

Naklada:
No. of copies:

800

Razmnoževanje publikacije, v celoti ali deloma, ni dovoljeno. Uporaba in objava podatkov in delov besedila je dovoljena le z navedbo vira. Publikacija je dosegljiva na svetovnem spletu.

Publication and other public use of data from this publication are permitted subject to statement of the source. Publication is also available on the web.

ISSN 1854-3456 (tiskana izdaja - print)
ISSN 1854-3464 (elektronska izdaja - on line)

OPIS ZNAKOV / DESCRIPTION OF SIMBOLS:
0 - ni pojava, podatek manj od ± 0,5
0 - not applicable or less than ± 0.5

KAZALO

1. Pregled finančnih računov Slovenije 2001-2006 8

2. Prikaz modela finančnih računov 32

3. Zbirne in sektorske tabele 34
   Zbirne tabele 40
      Nekonsolidirane 40
      Konsolidirane 72
   Sektorske tabele 104
      Nekonsolidirane 104

4. Metodologija finančnih računov 248

5. Sestava finančnih računov 256

CONTENTS

1. Review of Slovenia's financial accounts, 2001 to 2006 20

2. Presentation of financial accounts model 33

3. Aggregated and sectoral tables 35
   Aggregated tables 40
      Non-consolidated 40
      Consolidated 72
   Sectoral tables 104
      Non-consolidated 104

4. Financial Accounts Methodology 252

5. Financial Accounts Compilation 258

PUBLIKACIJI NA POT

Pričujoča publikacija predstavlja celosten prikaz finančnega sistema Republike Slovenije na mednarodno primerljiv način. Statistiki Banke Slovenije so sestavili šestletno serijo letnih (2001 – 2006) in triletno serijo četrtletnih podatkov (2004 – 2006) o finančnih stanjih, transakcijah in vrednostnih ter ostalih spremembah finančnih sredstev in obveznosti vseh sektorjev slovenske ekonomije med seboj po vseh vrstah finančnih instrumentov. Tekoče, z najmanjšim mogočim časovnim zamikom, se objavljajo tudi aktualni četrtletni podatki. Podatki temeljijo na konkretnih informacijah posredovanih s strani posameznih ekonomskih subjektov, ki so razvrščeni v sektorje oziroma pod-sektorje slovenske ekonomije. Celovitost finančnega sistema obsega tudi finančne odnose domačih sektorjev do tujine. V okviru slednje ima poseben pomen njena sektorska členitev na rezidente Evropske unije (EU) in rezidente preostalega sveta. Znotraj EU je potrebna še dodatna členitev na države članice Ekonomske in monetarne unije (EMU), kamor sodi s 1. januarjem 2007 tudi Slovenija. Finančni računi Slovenije so tako sestavni del četrtletnih finančnih računov EMU. Evropska centralna banka (ECB) in Evropski statistični urad (Eurostat) sta 1. junija 2007 prvič skupaj objavila četrtletne sektorske račune EMU, kar predstavlja pomembno prelomnico v razvoju evropske statistike in v analitičnem pomenu daje podobne možnosti v podporo odločanju enotnim politikam, kot na primer statistika tokov sredstev ("Flow of Funds") v ZDA.

Metodološko podlago sestavi finančnih računov predstavlja Evropski sistem računov iz leta 1995 (ESR 1995). Bogata statistika daje potrebne okvire za poglobljeno analizo na področju izvajanja nadzorne funkcije in funkcije finančne stabilnosti Banke Slovenije. Za potrebe analize monetarne politike ECB in njenih vplivov na slovensko ekonomijo ter ustrezno odzivnost ekonomskih politik, je potrebno upoštevati še nefinančni del sistema računov.

Konsistentni četrtletni sektorski računi, finančni in ne-finančni, zahtevajo nadaljnjo usklajeno in intenzivno delo Banke Slovenije in Statističnega urada Republike Slovenije. Naj bo publikacija "Finančni računi Slovenije" dodatna spodbuda k prihodnjemu zahtevnemu razvojnemu delu obeh institucij.

Dr. Marko Kranjec
Guverner

FOREWORD

Before you is a comprehensive picture of the financial system of the Republic of Slovenia, presented in an internationally comparable manner. The Bank of Slovenia's statisticians have prepared a six-year series of annual (2001 – 2006) and three-year series of quarterly data (2004 – 2006) on financial stocks, transactions and value changes, and other changes in financial assets and liabilities between all sectors of the Slovenian economy, broken down by all types of financial instruments. Current quarterly data are also published on a regular basis, with minimal delay. The data are based on actual information submitted by individual economic entities broken down into sectors and sub-sectors of the Slovenian economy. The financial system also comprises financial relations of domestic sectors in relation to the rest of the world. In this context, special meaning is ascribed by its sectoral breakdown to residents of the European Union (EU) and residents outside the EU. Within the EU an additional breakdown is needed by Member States of the Economic and Monetary Union (EMU), which Slovenia joined on 1 January 2007. Slovenia's financial accounts are therefore an element of the quarterly financial accounts of the EMU. On 1 June 2007 the European Central Bank (ECB) and Eurostat jointly published their quarterly EMU sectoral accounts for the first time, which marks an important milestone in the development of European statistics, opening up similar options to support integrated policies such as the "Flow of Funds" statistics in the USA.

The methodological basis for preparing financial accounts is provided by the European system of accounts from 1995 (ESA 1995). Extensive statistics provide the necessary context for in-depth analysis in the area of carrying out the supervisory function and the function of financial stability of the Bank of Slovenia. For the purposes of analysing ECB monetary policy and its impact on the Slovenian economy, and the corresponding response of economic policies, we must also consider the non-financial segment of the system of accounts.

Consistent quarterly sectoral accounts, financial and non-financial alike, require further coordinated and intense efforts on the part of the Bank of Slovenia and the Statistical Office of the Republic of Slovenia. Let the publication *Financial Accounts of Slovenia* serve as an additional incentive to future intense development efforts by both institutions.

Marko Kranjec, PhD
Governor

1. PREGLED FINANČNIH RAČUNOV SLOVENIJE 2001-2006

S.11 Nefinančne družbe

v mio EUR	Oznaka	2001	2002	2003	2004	2005	2006
I. FINANČNA SREDSTVA		22.623	26.242	29.315	29.682	33.820	37.681
Gotovina in vloge	F.2	2.269	2.554	2.677	2.771	3.219	3.483
Posojila	F.4	1.709	2.262	2.644	2.682	3.132	3.145
Delnice in drug lastniški kapital	F.5	8.732	10.631	12.378	12.612	14.406	15.680
Druge terjatve	F.7	9.277	10.094	10.859	10.718	12.229	14.468
II. OBVEZNOSTI		41.128	47.407	52.263	56.589	62.358	71.040
Posojila	F.4	9.953	11.656	13.532	15.611	18.184	20.849
Delnice in drug lastniški kapital	F.5	21.967	25.526	27.919	30.079	31.243	35.431
Druge obveznosti	F.7	9.023	10.018	10.586	10.545	12.401	14.248
III. NETO FINANČNA SREDSTVA		-18.505	-21.165	-22.947	-26.907	-28.538	-33.358

Finančna sredstva nefinančnih družb so konec leta 2006 znašala 37.681 mio EUR in so se glede na konec leta 2005 povečala za 11%, v celotnem obdobju pa za 67%.

Nefinančne družbe so imele konec leta 2006 največ naložb v delnice in drug lastniški kapital (15.680 mio EUR oz. 42% sredstev). V letu 2006 so se naložbe povečale za 9%, v celotnem obdobju pa za 80% (največja rast je bila v letu 2002 za 22%). Nefinančne družbe so imele konec leta 2006 največ naložb znotraj lastnega sektorja, v celotnem obdobju se je ta delež zmanjševal (86% konec leta 2001, 77% konec leta 2006) in povečeval delež naložb v tujino (6% konec leta 2001, 14% konec leta 2006). V strukturi kapitalskih naložb so konec leta 2006 predstavljale naložbe v delnice 51% (8.033 mio EUR), v druge oblike kapitala 46% ter v delnice/enote investicijskih skladov 3%.

Druge terjatve so konec leta 2006 predstavljale 14.468 mio EUR (38% sredstev) in so se glede na konec leta 2005 povečale za 18%. Večino drugih terjatev so predstavljale terjatve iz trgovinskih kreditov in predujmov (80%), od tega 53% v okviru lastnega sektorja ter 36% do tujine.

Nefinančne družbe so imele konec leta 2006 3.483 mio EUR gotovine in vlog (9% sredstev), od tega skoraj v celoti do domačih bank[1] (96%). Gotovina in vloge so se glede na konec leta 2005 povečale za 8% in v celotnem obdobju za 53%.

Dana posojila nefinančnih družb so konec leta 2006 znašala 3.145 mio EUR (8% sredstev). Dve tretjini posojil je bilo danih v okviru lastnega sektorja, ostalo pa tujini in domačemu prebivalstvu. V opazovanem obdobju se je povečeval delež zadolževanja tujine (8% konec leta 2001, 18% konec leta 2006), zmanjševal pa do domačega prebivalstva (16% konec leta 2001, 10% konec leta 2006).

Obveznosti nefinančnih družb so konec leta 2006 znašale 71.040 mio EUR. Glede na konec leta 2005 so se povečale za 8.682 mio EUR oz. 14%, v celotnem obdobju pa za 29.912 mio EUR oz. 73%.

Obveznosti iz delnic in drugega lastniškega kapitala so konec leta 2006 znašale 35.431 mio EUR (50% obveznosti) in so se v letu 2006 povečale za 13% (za 4.188 mio EUR), v celotnem obdobju pa za 61% (za 13.464 mio EU), največ zaradi vrednostnih sprememb, saj so bile dokapitalizacije redke. Obveznosti delniških družb so znašale 58%, obveznosti na osnovi drugih oblik kapitala pa 42%. Največji lastniki nefinančnih družb so bile konec leta 2006 nefinančne družbe (34%), gospodinjstva (21%), država (20%, 25% konec leta 2001), tujina (15%, 11% konec leta 2001) in drugi finančni posredniki (5%, 9% konec leta 2001).

Lastniki S.11
(stanja konec obdobja v mio EUR)

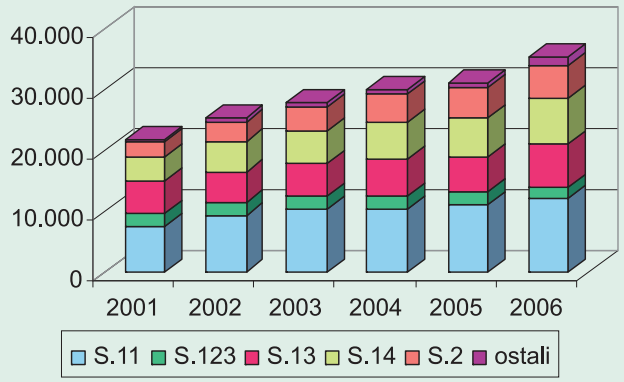

1) V gradivu je za sektor S.122 uporabljen izraz banke (Druge denarne finančne institucije).

Posojila so konec leta 2006 znašala 20.849 mio EUR (29% obveznosti) in so se v letu 2006 povečala za 15%, v celotnem obdobju pa za 109%. Konec leta 2006 so se nefinančne družbe zadolževale pri bankah (61%, 53% konec leta 2001), sledilo je zadolževanje v tujini (14%, 23% konec leta 2001), pri nefinančnih družbah (10%), drugih finančnih posrednikih (9%, 4% konec leta 2001) in gospodinjstvih (4%).

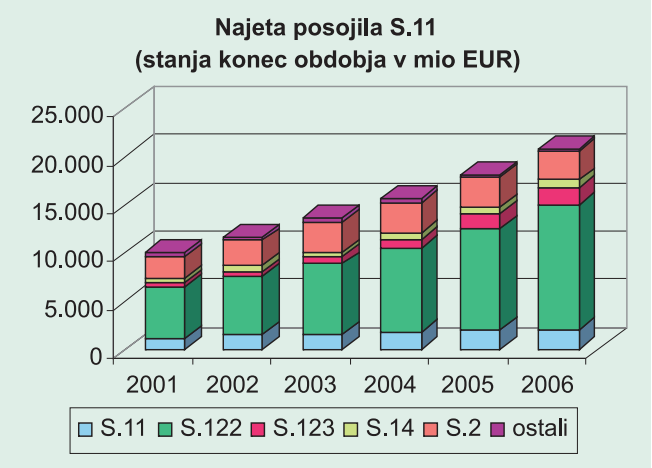

V okviru financiranja nefinančnih družb so predstavljale izdaje dolžniških vrednostnih papirjev zanemarljiv del (1% obveznosti konec leta 2006).

Druge obveznosti so konec leta 2006 znašale 14.248 mio EUR (20% obveznosti) in so predstavljale predvsem trgovinske kredite in predujme (75%), največ do nefinančnih družb (58%).

Sektor nefinančnih družb je v celotnem obdobju izkazoval primanjkljaj finančnih sredstev glede na obveznosti, saj je precejšen delež premoženja nefinančnih družb v obliki nefinančnih sredstev. Primanjkljaj je konec leta 2006 znašal 33.358 mio EUR. V transakcijah so nefinančne družbe izkazovale primanjkljaj, ki je v letu 2006 znašal 1.957 mio EUR.

Znesek medsebojnih terjatev in obveznosti nefinančnih družb je konec leta 2006 znašal 21.348 mio EUR in je predstavljal 57% finančnih sredstev in 30% obveznosti nefinančnih družb.

S.121 Centralna banka

	Oznaka	2001	2002	2003	2004	2005	2006
v mio EUR							
I. FINANČNA SREDSTVA		4.729	6.644	6.972	6.834	7.160	5.681
Gotovina in vloge	F.2	2.148	2.591	1.788	838	1.374	1.010
Vrednostni papirji razen delnic	F.3	2.481	3.943	5.081	5.791	5.571	4.446
II. OBVEZNOSTI		3.966	5.816	6.237	6.057	6.240	4.856
Gotovina in vloge	F.2	1.501	1.911	1.910	2.757	2.583	2.926
Vrednostni papirji razen delnic	F.3	2.451	3.885	4.321	3.202	3.543	1.815
III. NETO FINANČNA SREDSTVA		762	828	735	777	920	825

Finančna sredstva centralne banke so konec leta 2006 znašala 5.681 mio EUR. Glede na leto 2005 so se zmanjšala za 21%, v celotnem obdobju pa povečala za 20% (največ v letu 2002 za 41%).

Centralna banka ima finančna sredstva naložena v vrednostne papirje in vloge. Delež dolžniških vrednostnih papirjev se je v strukturi finančnih sredstev od konca leta 2001 do konca leta 2004 povečeval (52% sredstev konec leta 2001, 85% sredstev konec leta 2004) na račun zmanjšanja vlog (45% sredstev konec leta 2001, 12% sredstev konec leta 2004).

Naložbe centralne banke v dolžniške vrednostne papirje so konec leta 2006 znašale 4.446 mio EUR (78% sredstev) in so se v letu 2006 zmanjšale za 20%, v celotnem obdobju pa so se povečale za 29%. Konec leta 2006 je bilo 98% naložb v tuje obveznice in 2% v evroobveznice Republike Slovenije. Med naložbami v tuje obveznice je bilo 66% naložb v države EMU, 11% v ostale države EU ter 23% v ostali svet.

Konec leta 2006 so gotovina in vloge znašale 1.010 mio EUR (18% sredstev), večinoma v obliki vezanih vlog v tujini. Vezane vloge so bile razdeljene na vloge v EMU (73% konec leta 2006, 55% konec leta 2001), v ostalo EU (24% konec leta 2006, 42% konec leta 2001) in izven EU (3% konec leta 2006, 4% konec leta 2001). Gotovina in vloge so se glede na leto 2005 zmanjšale za 26%.

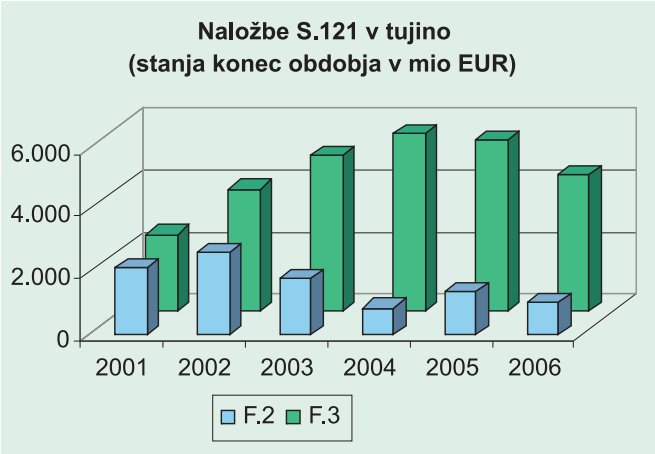

Obveznosti centralne banke so konec leta 2006 znašale 4.856 mio EUR. Glede na konec leta 2005 so se zmanjšale za 22%, v celotnem obdobju pa povečale za 22% (največ v letu 2002 za 47%).

Obveznosti centralne banke izhajajo iz gotovine in vlog ter izdanih dolžniških vrednostnih papirjev. Centralna banka je povečevala delež dolžniških vrednostnih papirjev (62% konec leta 2001, 69% konec leta 2003) na račun zmanjšanja deleža gotovine in vlog (38% konec leta

2001, 31% konec leta 2003). V letu 2004 se je razmerje obrnilo kot posledica nadomeščanja blagajniških zapisov z vlogami bank pri centralni banki. Konec leta 2006 je bil delež dolžniških vrednostnih papirjev le še 37%, delež gotovine in vlog pa je porasel na 60%.

Centralna banka je imela konec leta 2006 2.926 mio EUR obveznosti iz naslova gotovine in vlog (638 mio EUR gotovine, 2.288 mio EUR vlog), in sicer do bank (66%, 44% konec leta 2004), države (16%, 29% konec leta 2004) ter gospodinjstev (14%, vse iz naslova gotovine). Obveznosti iz gotovine in vlog so se v letu 2006 povečale za 13%, v celotnem obdobju pa za 95%.

Obveznosti S.121
(stanja konec obdobja v mio EUR)

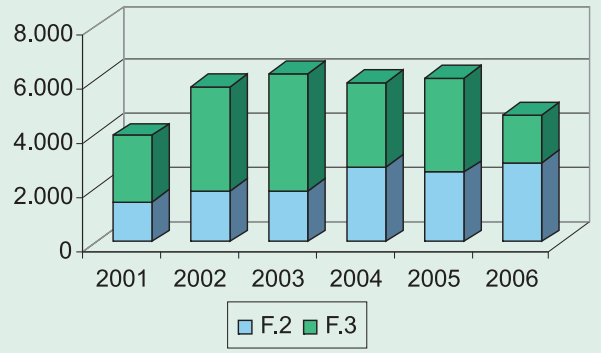

Centralna banka je imela konec leta 2006 izdanih 1.815 mio EUR blagajniških zapisov. Stanje blagajniških zapisov se je najbolj povečalo v letu 2002 (za 58% oz. 1.433 mio EUR) zaradi sterilizacije prilivov ob prevzemih. V letu 2004 se je stanje zmanjšalo za 26% zaradi nadomeščanja blagajniških zapisov z vlogami pri centralni banki. V letu 2006 je prišlo do zmanjšanja izdanih blagajniških zapisov za 49% zaradi priprave na uvedbo evra.

Centralna banka je imela v opazovanem obdobju presežek finančnih sredstev nad obveznostmi. Presežek je konec leta 2006 znašal 825 mio EUR in je bil glede na konec leta 2005 manjši za 10%. V transakcijah je bil izkazan primanjkljaj le v letu 2003 (57 mio EUR), v ostalih letih je bil izkazan presežek (v letu 2006 je znašal 55 mio EUR).

S.122 Druge denarne finančne institucije

	Oznaka	2001	2002	2003	2004	2005	2006
v mio EUR							
I. FINANČNA SREDSTVA		17.041	19.821	21.968	24.417	29.972	34.625
Gotovina in vloge	F.2	2.680	2.278	2.055	2.632	3.256	3.805
Vrednostni papirji razen delnic	F.3	4.417	6.166	6.910	6.570	7.930	7.264
Posojila	F.4	8.707	9.966	11.602	13.757	17.121	21.652
Delnice in drug lastniški kapital	F.5	684	816	891	976	1.175	1.579
II. OBVEZNOSTI		16.471	19.079	21.154	23.531	28.808	33.487
Gotovina in vloge	F.2	12.066	13.847	14.834	15.767	18.076	20.519
Vrednostni papirji razen delnic	F.3	565	859	1.132	1.437	1.604	1.746
Posojila	F.4	1.690	2.133	2.821	3.833	6.534	8.154
Delnice in drug lastniški kapital	F.5	1.858	1.924	2.105	2.270	2.360	2.714
III. NETO FINANČNA SREDSTVA		571	742	814	886	1.164	1.138

Sektor drugih denarnih finančnih institucij sestavljajo banke, hranilnice in skladi denarnega trga. Konec leta 2006 je bilo v Sloveniji 22 bank, tri hranilnice in dva sklada denarnega trga.

Konec leta 2006 so finančna sredstva bank znašala 34.625 mio EUR in so se glede na konec leta 2005 povečala za 16%, v celotnem obdobju pa za 103%. Več kot polovica naložb bank je bila v danih posojilih (63% konec leta 2006, 50% konec leta 2002), sledile so naložbe v dolžniške vrednostne papirje (21% konec leta 2006, 31% konec leta 2003) ter gotovino in vloge (11% konec leta 2006, 16% konec leta 2001).

Finančna sredstva S.122
(stanja konec obdobja v mio EUR)

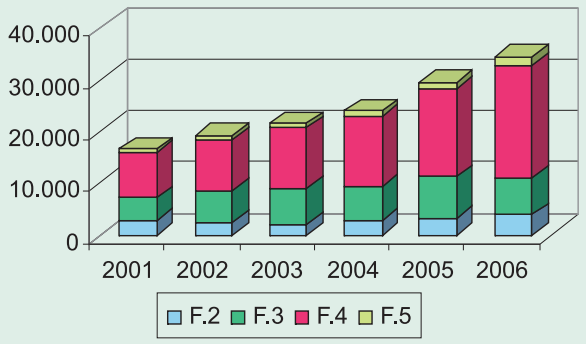

Konec leta 2006 so posojila bank dosegla 21.652 mio EUR. V letu 2006 so se posojila povečala za 26%, v celotnem obdobju pa za 149%. Banke so največ posojale nefinančnim družbam (59%) in gospodinjstvom (25%).

Konec leta 2006 so imele banke 7.264 mio EUR naložb v dolžniške vrednostne papirje, največ v državne obveznice (39% konec leta 2006, 30% konec leta 2003), tuje dolžniške vrednostne papirje (27% konec leta 2006, 3% konec leta 2002) in blagajniške zapise centralne banke (25% konec leta 2006, 63% konec leta 2002). V letu 2006 so se naložbe zmanjšale za 8%, kar je bilo posledica zmanjšanja naložb v blagajniške zapise in povečanja naložb v tuje obveznice. V celotnem obdobju so se naložbe bank v dolžniške vrednostne papirje povečale za 64%.

Banke so imele konec leta 2006 3.805 mio EUR gotovine in vlog, od tega 51% pri centralni banki (konec leta 2001 22%), 38% v tujini (konec leta 2001 59%) in 11% pri domačih bankah (konec leta 2003 21%). Gotovina in vloge bank so se v letu 2006 povečale za 17%, v celotnem obdobju pa za 42%.

Banke so imele konec leta 2006 33.487 mio EUR obveznosti, kar je predstavljalo 16% povečanje v letu 2006 in 103% povečanje v celotnem obdobju. Najpomembnejši vir sredstev bank so bile prejete vloge (61% konec leta 2006, 73% konec leta 2001), sledila pa so prejeta posojila (24% konec leta 2006, 10% konec leta 2001), kapital (8% konec leta 2006, 11% konec leta 2001) in izdani dolžniški vrednostni papirji (5% konec leta 2006, 3% konec leta 2001).

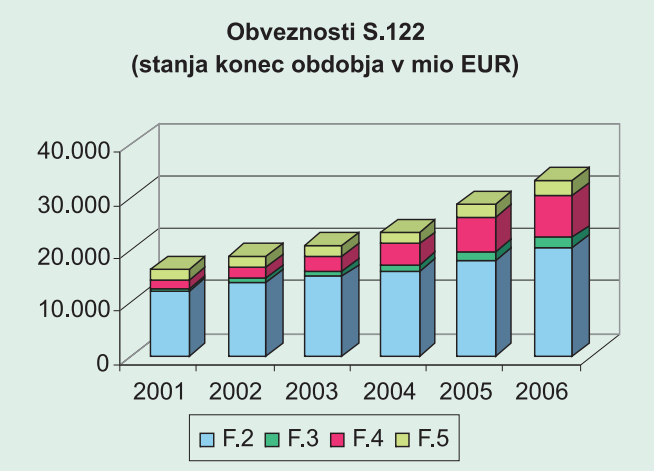

Konec leta 2006 je bilo stanje vlog pri bankah 20.519 mio EUR. Vloge pri bankah so se v letu 2006 povečale za 14%, v celotnem obdobju pa za 70%. Večino vlog pri bankah so imela gospodinjstva (54% konec leta 2006, 61% konec leta 2002), nefinančne družbe (16% konec leta 2006, 18% konec leta 2001) in tujina (16% konec leta 2006, 4% konec leta 2001).

Obveznosti bank iz naslova najetih posojil so konec leta 2006 dosegle 8.154 mio EUR in so se v letu 2006 povečale za 25%, v celotnem obdobju pa za 383%. Banke so najemale posojila večinoma v tujini (90% vseh najetih posojil konec leta 2006, od tega 85% v državah EMU).

Obveznosti iz izdanih dolžniških vrednostnih papirjev so konec leta 2006 dosegle 1.746 mio EUR in so se v letu 2006 povečale za 9%, v celotnem obdobju pa za 209%. Investitorji v bančne dolžniške vrednostne papirje so bili konec leta 2006 banke (28%), tujina (23%), zavarovalnice in pokojninski skladi (20%), nefinančne družbe (10%), drugi finančni posredniki (8%) in država (7%).

Banke so imele konec leta 2006 za 2.714 mio EUR lastniškega kapitala. V letu 2006 se je kapital bank povečal za 15%, v celotnem obdobju pa za 46%. Med lastniki bank je bila konec leta 2006 na prvem mestu tujina s 37% (konec leta 2001 12%), sledili pa so država s 25% (konec leta 2001 45%), nefinančne družbe z 22% (konec leta 2001 27%) in banke z 8%.

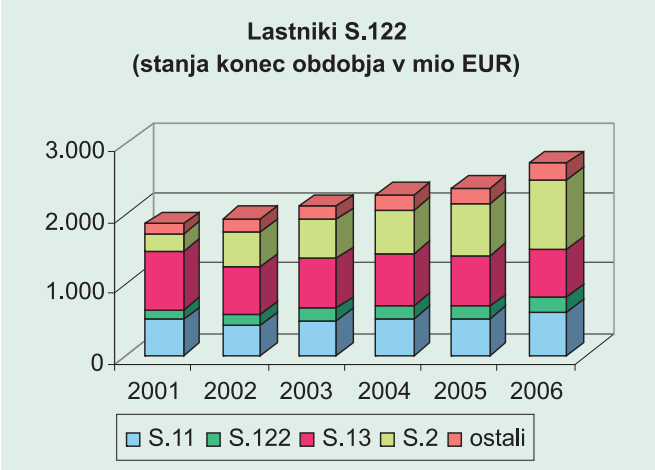

Presežek finančnih sredstev nad obveznostmi bank je konec leta 2006 dosegel 1.138 mio EUR oz. 3%. Banke so imele največji presežek v odnosu z nefinančnimi družbami (9.613 mio EUR) in s centralno banko (3.731 mio EUR), največji primanjkljaj pa s tujino (7.018 mio EUR) ter s prebivalstvom (5.829 mio EUR).

Konec leta 2006 so imele banke med seboj 1.336 mio EUR finančnih terjatev oz. obveznosti, kar je predstavljalo 4% vseh finančnih sredstev oz. obveznosti bank.

S.123 + S.124 Drugi finančni posredniki in izvajalci pomožnih finančnih dejavnosti

v mio EUR	Oznaka	2001	2002	2003	2004	2005	2006
I. FINANČNA SREDSTVA		3.866	4.553	5.067	6.180	7.048	8.975
Gotovina in vloge	F.2	241	343	296	535	440	530
Vrednostni papirji razen delnic	F.3	101	231	350	435	472	433
Posojila	F.4	842	1.132	1.423	1.800	2.857	3.673
Delnice in drug lastniški kapital	F.5	2.312	2.589	2.738	3.094	2.926	3.743
II. OBVEZNOSTI		2.444	3.463	4.331	5.592	6.984	9.110
Posojila	F.4	1.121	1.539	1.953	2.667	3.786	4.869
Delnice in drug lastniški kapital	F.5	1.098	1.623	2.129	2.679	2.827	3.781
III. NETO FINANČNA SREDSTVA		1.422	1.089	735	588	64	-135

Sektor drugih finančnih posrednikov[2)] (S.123 + S.124) sestavljajo predvsem investicijski skladi, leasing podjetja in borzno posredniške družbe. Pomemben vpliv na dogajanje v tem sektorju je imelo preoblikovanje pooblaščenih investicijskih družb, ki se je začelo leta 2000 in je bilo zaključeno v letu 2004. Konec leta 2006 je bilo v Sloveniji 7 investicijskih družb, 99 vzajemnih skladov in 12 borzno posredniških družb.

Finančna sredstva drugih finančnih posrednikov so konec leta 2006 znašala 8.975 mio EUR. V letu 2006 so se povečala za 1.927 mio EUR oz. 27%, v celotnem obdobju pa za 5.109 mio EUR oz. 132%.

Drugi finančni posredniki so imeli konec leta 2006 največ sredstev naloženih v lastniški kapital (3.743 mio EUR oz. 42%). V letu 2006 so se naložbe povečale za 28%, v celotnem obdobju pa za 62%. Konec leta 2006 so imeli največ naložb v nefinančnih družbah (56%) in v tujini (32%). V celotnem obdobju se je zmanjševal delež naložb v lastniški kapital nefinančnih družb (iz 90% konec leta 2001 na 56% konec leta 2006), povečeval pa se je v tujini (iz 0% konec leta 2001 na 32% konec leta 2006). To je bila predvsem posledica sprostitve zakonskih omejitev v letu 2005 glede naložb investicijskih skladov v tujini.

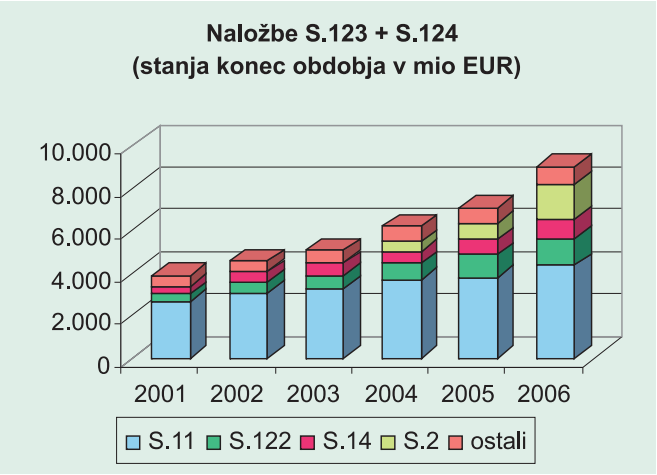

Konec leta 2006 so posojila drugih finančnih posrednikov dosegla 3.673 mio EUR. Delež posojil se je skozi obdobja povečeval (iz 22% konec leta 2001 na 29% konec leta 2004), na koncu let 2005 in 2006 pa je znašal že 41%. To je bilo v največji meri posledica presektorizacije Slovenske izvozne družbe (SID) iz sektorja zavarovalnic in pokojninskih skladov v sektor drugih finančnih posrednikov. Posojila so dajali pretežno nefinančnim družbam (52% konec leta 2006, 54% konec leta 2001), gospodinjstvom (22% konec leta 2006, 34% konec leta 2001) in bankam (16% konec leta 2006, 4% konec leta 2001).

Obveznosti drugih finančnih posrednikov so konec leta 2006 znašale 9.110 mio EUR. Glede na leto 2005 so se povečale za 2.126 mio EUR oz. 30%, v celotnem obdobju pa za 6.666 mio EUR oz. 273%.

Obveznosti iz naslova posojil so konec leta 2006 dosegle 4.869 mio EUR oz. 53% obveznosti. V letu 2006 so se povečale za 29%, v celotnem obdobju pa za 335%. Največji porast je bil v letu 2005, ko je prišlo do presektorizacije SID. Posojila so konec leta 2006 najemali pretežno v tujini (70%) in pri bankah (26%, konec leta 2001 14%), pri čimer je šlo v veliki meri za najeta posojila leasing podjetij.

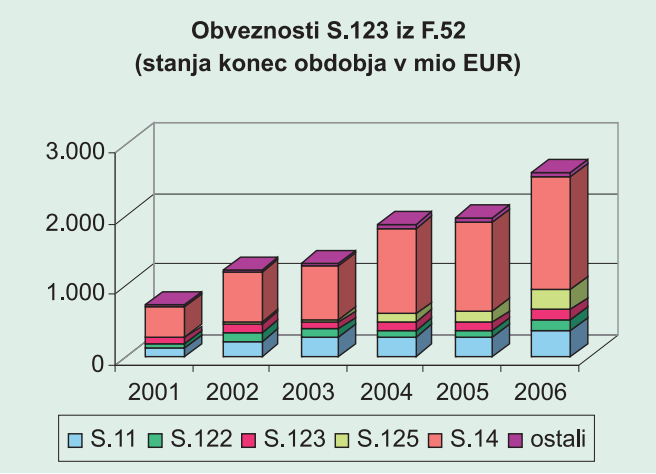

Drugi finančni posredniki so imeli konec leta 2006 3.781 mio EUR oz. 42% obveznosti iz delnic in drugega lastniškega kapitala, od tega 47% do gospodinjstev, 19% do nefinančnih družb in 9% do drugih finančnih posrednikov. Najpomembnejša postavka v lastniškem kapitalu so bile delnice/enote investicijskih skladov (69% konec leta 2006), ki so se povečale iz 734 mio EUR konec leta 2001 na 2.608 mio EUR konec leta 2006. Porast je bil predvsem posledica prilivov v vzajemne sklade, relativno visokih donosov vzajemnih skladov in preoblikovanja pooblaščenih investicijskih družb. Največ obveznosti iz tega naslova so imeli do gospodinjstev (61% konec leta 2006, najmanj 57% konec leta 2003), nefinančnih družb (15% konec leta 2006, največ 21% ko-

2) V tem poglavju je uporabljen izraz drugi finančni posredniki za S.123 + S.124.

nec leta 2003) ter zavarovalnic in pokojninskih skladov (11% konec leta 2006, 2% konec leta 2001).

Drugi finančni posredniki so imeli konec leta 2001 presežek finančnih sredstev v višini 1.422 mio EUR, skozi obdobja pa se je presežek zmanjševal. Konec leta 2006 so imeli primanjkljaj finančnih sredstev 135 mio EUR.

Konec leta 2006 so imeli drugi finančni posredniki med seboj 447 mio EUR finančnih terjatev oz. obveznosti, kar pomeni 5% finančnih sredstev oz. obveznosti drugih finančnih posrednikov.

S.125 Zavarovalnice in pokojninski skladi

v mio EUR	Oznaka	2001	2002	2003	2004	2005	2006
I. FINANČNA SREDSTVA		1.741	2.304	3.050	3.761	3.898	4.914
Gotovina in vloge	F.2	387	411	439	364	387	407
Vrednostni papirji razen delnic	F.3	612	984	1.442	1.913	2.374	2.873
Posojila	F.4	183	274	385	476	30	30
Delnice in drug lastniški kapital	F.5	231	335	443	619	743	1.208
Zavarovalno tehnične rezervacije	F.6	115	143	165	172	170	191
II. OBVEZNOSTI		2.049	2.678	3.389	3.996	4.007	5.056
Posojila	F.4	68	180	271	367	0	0
Delnice in drug lastniški kapital	F.5	459	637	858	1.010	1.048	1.591
Zavarovalno tehnične rezervacije	F.6	1.390	1.702	2.024	2.391	2.805	3.333
III. NETO FINANČNA SREDSTVA		-308	-374	-339	-236	-109	-142

Konec leta 2006 je bilo v Sloveniji 13 zavarovalnic, dve pozavarovalnici, 4 pokojninske družbe in 7 vzajemnih pokojninskih skladov. Za slovenski zavarovalniški trg je značilna visoka koncentracija, saj je tržni delež največje zavarovalnice po kriteriju zbrane bruto premije konec leta 2006 znašal 41%, tržni delež največje pozavarovalnice pa 58%. Izvajalci prostovoljnega dodatnega pokojninskega zavarovanja so pokojninske družbe, vzajemni pokojninski skladi in zavarovalnice, ki imajo dovoljenje za opravljanje poslov življenjskega zavarovanja. Konec leta 2006 je bilo v prostovoljno dodatno pokojninsko zavarovanje vključenih 493 tisoč zavarovancev (med njimi se jih je 52% zavarovalo preko vzajemnih pokojninskih skladov), kar pomeni 5% več kot konec leta 2005, v celotnem obdobju pa se je število zavarovancev povečalo za 466%.

Finančna sredstva zavarovalnic in pokojninskih skladov so konec leta 2006 znašala 4.914 mio EUR in so se v letu 2006 povečala za 1.016 mio EUR oz. 26%, v celotnem obdobju pa za 3.173 mio EUR oz. 182%.

Naložbe S.125
(stanja konec obdobja v mio EUR)

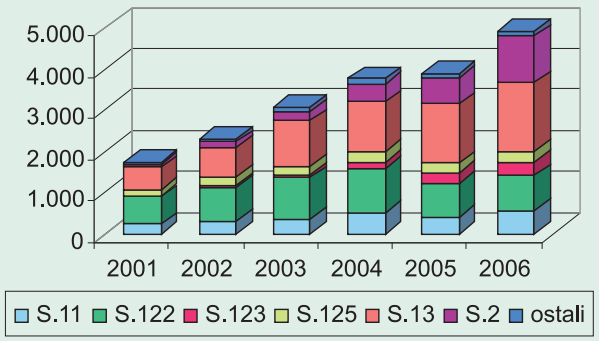

Zavarovalnice in pokojninski skladi imajo konzervativno naložbeno politiko. Konec leta 2006 je bilo 2.873 mio EUR oz. 58% vseh naložb zavarovalnic in pokojninskih skladov v dolžniške vrednostne papirje, največ v državne (56%, največ 74% konec leta 2003), tuje (28%, 4% konec leta 2001) ter bančne dolžniške vrednostne papirje (12%, 19% konec leta 2001). Delež dolžniških vrednostnih papirjev se je povečal iz 35% konec leta 2001 na 58% konec leta 2006.

Konec leta 2006 so imele zavarovalnice in pokojninski skladi 1.208 mio EUR naložb v delnice in drug lastniški kapital. Delež se je povečeval iz 13% konec leta 2001 na 25% konec leta 2006. Največ teh naložb je bilo konec leta 2006 v delnice in drug lastniški kapital nefinančnih družb (33%, največ 54% konec leta 2003), drugih finančnih posrednikov (28%, 10% konec leta 2001) ter v tuje delnice in drug lastniški kapital (24%, najmanj 7% konec leta 2002).

Konec leta 2004 so posojila zavarovalnic in pokojninskih skladov dosegla 476 mio EUR oz. 13% v strukturi naložb, po presektorizaciji SID pa je delež upadel in je konec leta 2006 znašal le še 1%.

Zavarovalnice in pokojninski skladi so imeli konec leta 2006 5.056 mio EUR obveznosti. Glede na konec leta 2005 so se povečale za 1.049 mio EUR oz. 26%, v celotnem obdobju pa za 3.007 mio EUR oz. 147%.

Največji delež obveznosti zavarovalnic in pokojninskih skladov predstavljajo zavarovalno tehnične rezervacije. Konec leta 2006 so znašale 3.333 mio EUR oz. 66% obveznosti, od tega 80% do gospodinjstev. V strukturi zavarovalno tehničnih rezervacij so konec leta 2006 predstavljale rezervacije iz življenjskega zavarovanja 41% (konec leta 2001 34%), iz pokojninskega zavarovanja 19% (konec leta 2001 6%) in druge tehnične rezervacije 40% (konec leta 2001 59%).

Zavarovalnice in pokojninski skladi so imeli konec leta 2006 1.591 mio EUR obveznosti iz delnic in drugega lastniškega kapitala. V letu 2006 so se povečale za 52% (predvsem zaradi višjega vrednotenja Zavarovalnice Triglav), v celotnem obdobju pa za 246%. Med temi obveznostmi so konec leta 2006 znašale 556 mio EUR obveznosti vzajemnih pokojninskih skladov iz investicijskih kuponov (vse do gospodinjstev). Te so se v letu 2006 povečale za 29%, v celotnem obdobju pa za 218%.

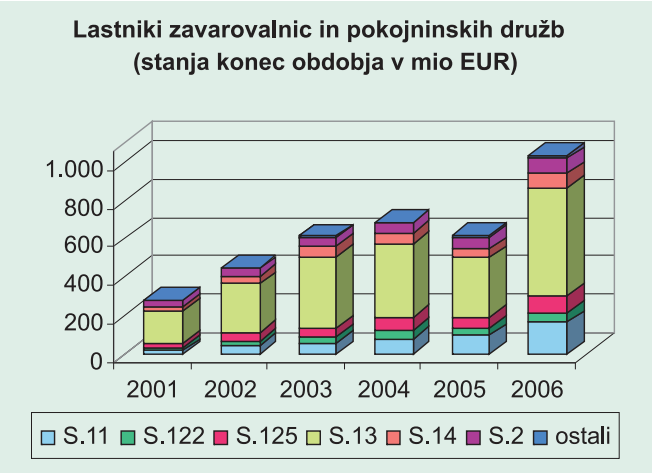

Med lastniki zavarovalnic in pokojninskih družb je bila konec leta 2006 na prvem mestu država (54%, največ 60% konec leta 2003), sledili pa so nefinančne družbe (16%, 6% konec leta 2001), zavarovalnice in pokojninski skladi (9%), tujina (8%) ter prebivalstvo (7%).

Zavarovalnice in pokojninski skladi so imeli konec vsakega obdobja primanjkljaj finančnih sredstev glede na obveznosti. Konec leta 2006 je znašal 142 mio EUR.

Sektor zavarovalnic in pokojninskih skladov je imel konec leta 2006 med seboj 271 mio EUR finančnih terjatev oz. obveznosti, kar je predstavljalo 6% finančnih sredstev zavarovalnic in pokojninskih skladov oz. 5% njihovih obveznosti.

S.13 Država

v mio EUR	Oznaka	2001	2002	2003	2004	2005	2006
I. FINANČNA SREDSTVA		12.322	13.400	13.154	14.513	14.892	16.803
Centralna država	S.1311	10.217	11.005	10.668	11.637	11.966	13.579
Lokalna država	S.1313	1.020	1.089	1.046	1.195	1.145	1.030
Skladi socialnega zavarovanja	S.1314	1.085	1.306	1.440	1.681	1.781	2.195
II. OBVEZNOSTI		9.741	10.803	11.321	12.285	13.020	14.216
Centralna država	S.1311	8.323	9.088	9.480	10.302	11.187	12.052
Lokalna država	S.1313	360	461	428	479	510	528
Skladi socialnega zavarovanja	S.1314	1.058	1.254	1.413	1.504	1.323	1.636
III. NETO FINANČNA SREDSTVA		2.581	2.597	1.833	2.228	1.872	2.587

Sektor države je sestavljen iz treh podsektorjev. Vrednostno je najpomembnejši podsektor centralna država, ki vključuje neposredne in posredne proračunske uporabnike, javne sklade na ravni države ter Slovensko odškodninsko družbo (SOD). Centralna država je imela konec leta 2006 81% vseh finančnih sredstev in 85% vseh obveznosti celotnega sektorja države. Podsektor lokalna država vključuje občine in krajevne skupnosti ter druge enote na lokalni ravni. Delež tega podsektorja v sektorju države je konec leta 2006 znašal 6% vseh finančnih sredstev in 4% vseh obveznosti. Podsektor skladi socialnega zavarovanja vključuje Zavod za pokojninsko in invalidsko zavarovanje (ZPIZ), Zavod za zdravstveno zavarovanje Slovenije (ZZZS) in Kapitalsko družbo (KAD). Skladi socialnega zavarovanja so imeli konec leta 2006 13% vseh finančnih sredstev in 12% vseh obveznosti sektorja države. Delež posameznih podsektorjev države v celotnem sektorju države je bil skozi celotno obdobje skoraj nespremenjen.

v mio EUR	Oznaka	2001	2002	2003	2004	2005	2006
I. FINANČNA SREDSTVA		12.322	13.400	13.154	14.513	14.892	16.803
Gotovina in vloge	F.2	953	1.633	1.384	1.395	1.258	1.592
Posojila	F.4	627	696	469	568	893	860
Delnice in drug lastniški kapital	F.5	7.487	7.335	7.478	8.429	8.441	11.123
Druge terjatve	F.7	2.993	3.304	3.352	3.609	3.765	2.703
II. OBVEZNOSTI		9.741	10.803	11.321	12.285	13.020	14.216
Vrednostni papirji razen delnic	F.3	4.598	5.702	6.284	7.051	7.198	7.719
Posojila	F.4	1.226	1.228	1.171	1.245	1.646	1.475
Delnice in drug lastniški kapital	F.5	996	1.140	1.114	1.204	1.230	2.362
Druge obveznosti	F.7	2.916	2.727	2.743	2.774	2.931	2.645
III. NETO FINANČNA SREDSTVA		2.581	2.597	1.833	2.228	1.872	2.587

Finančna sredstva države so konec leta 2006 znašala 16.803 mio EUR in so bila za 13% višja glede na konec leta 2005, v celotnem obdobju pa so se povečala za 36%.

Država je imela konec leta 2006 11.123 mio EUR oz. 66% finančnih sredstev naloženih v delnice in drug lastniški kapital, največ v nefinančne družbe (65%), sledile so naložbe v sektor države (7% se je nanašalo na delnice SOD in 14% na delnice KAD), v banke (6%) ter v zavarovalnice in pokojninske sklade (5%). Država je v celotnem obdobju izkazovala negativne transakcije na postavki delnice in drug lastniški kapital. Največje zmanjšanje naložb je bilo v letu 2002, ko so transakcije zaradi odprodaje deležev znašale –1.050 mio EUR. Od konca leta 2003 naprej so se naložbe države kljub negativnim transakcijam povečevale, predvsem zaradi naraščanja vrednosti naložb.

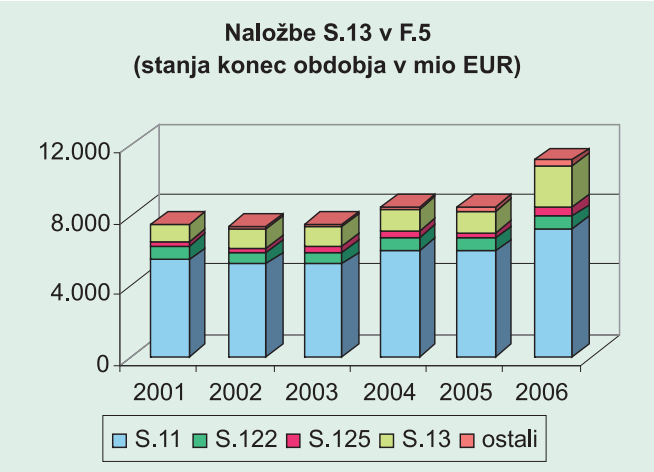

Terjatve države iz gotovine in vlog so konec leta 2006 znašale 1.592 mio EUR oz. 9% vseh finančnih sredstev države, od tega 70% do domačih bank in 30% do centralne banke.

Obveznosti države so konec leta 2006 znašale 14.216 mio EUR in so bile za 9% višje glede na konec leta 2005, v celotnem obdobju pa so se povečale za 46%.

Država se je največ zadolževala z izdajami dolžniških vrednostnih papirjev. Obveznosti iz tega naslova so konec leta 2006 znašale 7.719 mio EUR in so se v celotnem obdobju povečale za 68%. Največji imetniki državnih dolžniških vrednostnih papirjev so bile banke (36% konec leta 2006), tujina (28% konec leta 2006, 41% konec leta 2001) ter zavarovalnice in pokojninski skladi (21% konec leta 2006, 9% konec leta 2001).

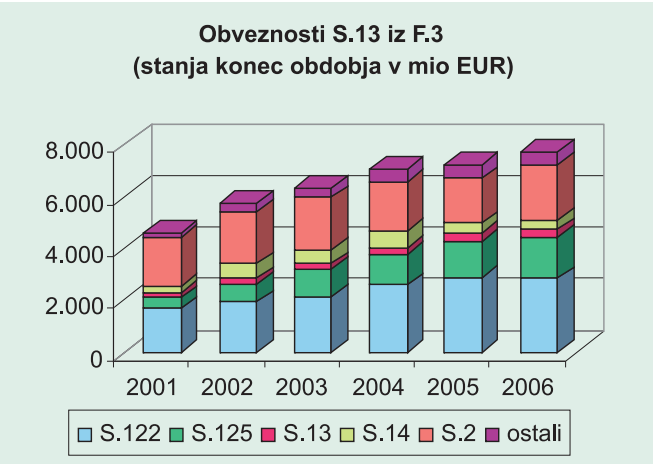

Obveznosti države iz delnic so konec leta 2006 znašale 2.362 mio EUR in so se glede na konec leta 2005 povečale za 92%, v celotnem obdobju pa za 137%. V celoti so bile to obveznosti KAD in SOD do države.

Konec leta 2006 je imela država 1.475 mio EUR obveznosti iz naslova prejetih posojil. Obveznosti so se glede na konec leta 2005 zmanjšale za 10%, v celotnem obdobju pa so se povečale za 20%. Država se je največ zadoževala pri bankah, v okviru države in v tujini. Delež bank in tujine v obveznostih države iz posojil se je v obdobju zmanjševal (delež bank iz 50% konec leta 2001 na 38% konec leta 2006 ter delež tujine iz 44% na 16%), povečeval pa se je delež zadolževanja v okviru države (iz 5% konec leta 2001 na 34% konec leta 2006).

Precejšen delež so tako na strani finančnih sredstev (16% konec leta 2006) kot na strani obveznosti (19% konec leta 2006) predstavljale druge terjatve oz. obveznosti (vključujejo tudi terjatve in obveznosti iz naslova davkov in prispevkov). Delež je bil največji do nefinančnih družb in države, na strani terjatev pa tudi do tujine. V letu 2006 je prišlo do velikega zmanjšanja drugih terjatev do tujine iz naslova prevrednotenja terjatev Sklada Republike Slovenije za nasledstvo.[3)]

Država je imela v celotnem obdobju presežek finančnih sredstev nad obveznostmi in istočasno primanjkljaj v transakcijah. Presežek finančnih sredstev nad obveznostmi se je v posameznih letih spreminjal, predvsem zaradi gibanja vrednosti naložb države v delnicah nefinančnih družb. Konec leta 2006 je presežek znašal 2.587 mio EUR oz. 15% finančnih sredstev in 18% obveznosti, primanjkljaj v transakcijah pa je v letu 2006 znašal 415 mio EUR (1,4% BDP).

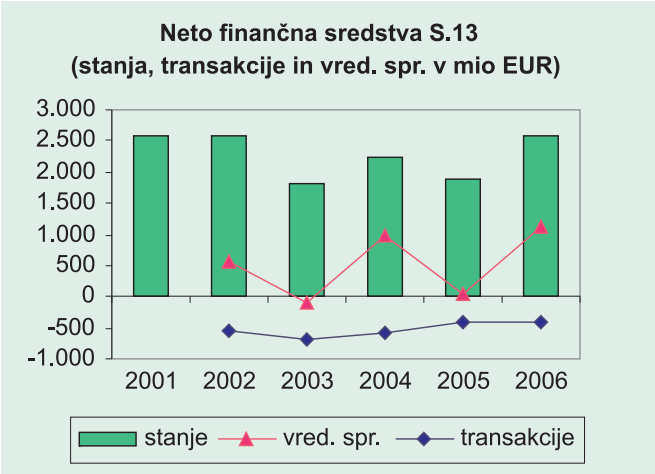

Po konsolidaciji finančnega računa države je bilo konec leta 2006 izločenih 3.722 mio EUR finančnih terjatev oz. obveznosti, kar je predstavljalo 22% finančnih sredstev in 26% obveznosti sektorja države.

3) Prevrednotenje terjatev je bilo opravljeno na podlagi Zakona o ratifikaciji sporazuma o vprašanjih nasledstva (7. člen) s prilogami, resolucija 21 in 23, 5. člen priloge C Sporazuma o vprašanjih nasledstva. Otvoritvena bilanca Sklada je bila obravnavana in potrjena 16.02.2007 (3. seja nadzornega sveta Sklada).

S.14 Gospodinjstva

v mio EUR	Oznaka	2001	2002	2003	2004	2005	2006
I. FINANČNA SREDSTVA		16.648	19.919	22.487	25.744	27.726	31.505
Gotovina in vloge	F.2	8.675	10.153	11.398	12.807	13.914	15.130
Vrednostni papirji razen delnic	F.3	333	607	592	741	468	511
Delnice in drugi lastniški kapital	F.5	4.850	5.980	6.757	8.234	8.645	10.516
Zavarovalno tehnične rezervacije	F.6	969	1.201	1.511	1.867	2.280	2.746
Druge terjatve	F.7	1.390	1.453	1.610	1.478	1.547	1.774
II. OBVEZNOSTI		4.199	4.680	5.207	5.666	6.772	8.004
Posojila	F.4	3.197	3.578	3.964	4.432	5.417	6.714
Druge obveznosti	F.7	1.002	1.102	1.243	1.233	1.355	1.290
III. NETO FINANČNA SREDSTVA		12.450	15.239	17.280	20.079	20.954	23.501

Finančna sredstva gospodinjstev so konec leta 2006 znašala 31.505 mio EUR in so se glede na konec leta 2005 povečala za 14%, v celotnem obdobju pa za 89%.

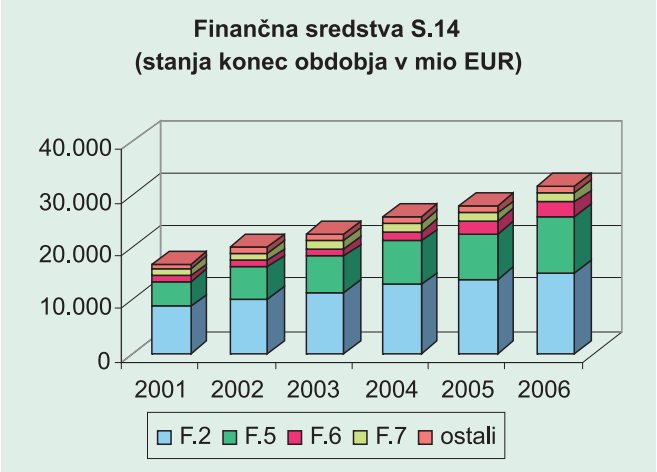

Gospodinjstva so imela v opazovanem obdobju 15.130 mio EUR oz. 48% finančnih sredstev v obliki gotovine in vlog, največ do domačih bank in do tujine. Delež terjatev do domačih bank se je v obdobju zmanjševal (86% konec leta 2001, 74% konec leta 2006), povečeval pa se je do tujine (8% konec leta 2001, 23% konec leta 2006), predvsem iz naslova ocene tuje gotovine, ki so jo imela gospodinjstva doma. Za del tuje gotovine se ocenjuje, da jo je prebivalstvo pretvorilo v druge instrumente, večinoma v naložbe v nepremičnine, predvsem na Hrvaško, transfere svojcem v tujino, naložbe v vrednostne papirje, ki so bili opravljeni mimo domačih posrednikov, in drugo.

Naložbe v delnice in drug lastniški kapital so konec leta 2006 znašale 10.516 mio EUR oz. 33% vseh finančnih sredstev, od tega 71% v nefinančne družbe in 22% v investicijske družbe, vzajemne sklade in vzajemne pokojninske sklade. V celotnem obdobju se delež naložb v delnice in drug lastniški kapital nefinančnih družb zmanjševal, povečeval pa v investicijskih družbah, vzajemnih skladih in tujini.

Zavarovalno tehnične rezervacije so predstavljale 9% vseh finančnih sredstev gospodinjstev in so konec leta 2006 znašale 2.746 mio EUR. Glede na konec leta 2005 so se povečale za 20%, v celotnem obdobju pa za 183%. Skoraj v celoti je bila to terjatev do domačih zavarovalnic in pokojninskih skladov (97%).

Druge terjatve so konec leta 2006 znašale 1.774 mio EUR oz. 6% finančnih sredstev. Večino drugih terjatev so gospodinjstva izkazovala do nefinančnih družb (75%) in države (13%).

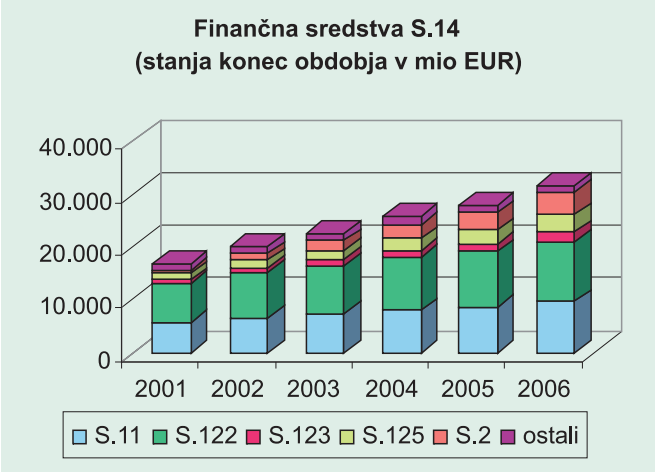

Obveznosti gospodinjstev so konec leta 2006 znašale 8.004 mio EUR in so se glede na konec leta 2005 povečale za 18%, v celotnem obdobju pa za 90%.

Posojila so konec leta 2006 predstavljala 84% vseh obveznosti gospodinjstev in so znašala 6.714 mio EUR. Glede na konec leta 2005 so se povečala za 24%, v celotnem obdobju pa za 110%. Največ posojil so gospodinjstva najemala pri domačih bankah (81% konec leta 2006, 72% konec leta 2001) in drugih finančnih posrednikih (12% konec leta 2006, 9% konec leta 2001).

Druge obveznosti gospodinjstev so konec leta 2006 znašale 1.290 mio EUR oz. 16% obveznosti, največ do nefinančnih družb (65% konec leta 2006, 58% konec leta 2001) in države (11% konec leta 2006, 7% konec leta 2003).

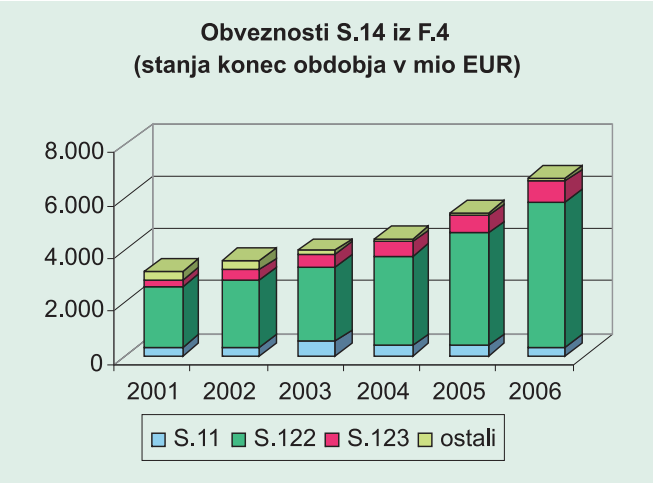

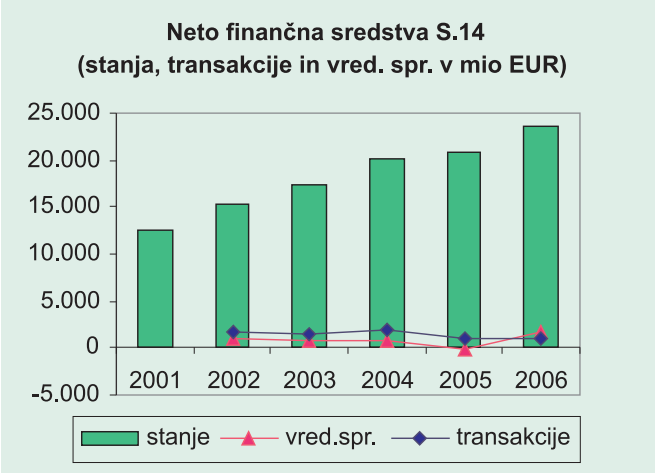

Gospodinjstva so v celotnem obdobju izkazovala presežek finančnih sredstev nad obveznostmi in presežek v transakcijah. Konec leta 2006 je presežek finančnih sredstev nad obveznostmi znašal 23.501 mio EUR in se je glede na konec leta 2005 povečal za 12%, v celotnem obdobju pa za 89%.

S.2 Tujina

v mio EUR	Oznaka	2001	2002	2003	2004	2005	2006
I. FINANČNA SREDSTVA		12.377	15.243	17.682	20.501	26.084	30.920
Države članice EMU	S.2111	8.588	10.269	11.992	14.040	18.620	23.173
Ostale članice EU	S.2112	1.404	1.780	2.091	3.332	3.879	4.167
Ostali svet	S.22	2.385	3.194	3.599	3.129	3.585	3.581
II. OBVEZNOSTI		11.527	14.426	16.024	18.144	22.750	25.722
Države članice EMU	S.2111	5.966	8.127	9.166	10.420	12.388	13.562
Ostale članice EU	S.2112	1.337	1.650	1.300	1.500	2.322	2.199
Ostali svet	S.22	4.223	4.649	5.557	6.225	8.040	9.961
III. NETO FINANČNA SREDSTVA		850	817	1.659	2.357	3.334	5.199

Sektor tujine je sestavljen iz treh podsektorjev: države članice Evropske monetarne unije (EMU), ostale članice Evropske unije (EU) in ostali svet.

Konec leta 2006 so največ terjatev do domačih sektorjev izkazovale države EMU, ki so predstavljale 75% vseh terjatev tujine, sledile so ostale države EU s 13% in ostali svet z 12% deležem. Na strani obveznosti do domačih sektorjev so bile na prvem mestu države EMU (53%), sledile so države ostalega sveta (39%) in druge države EU (9%).

v mio EUR	Oznaka	2001	2002	2003	2004	2005	2006
I. FINANČNA SREDSTVA		12.377	15.243	17.682	20.501	26.084	30.920
Gotovina in vloge	F.2	515	668	1.080	1.323	2.343	3.330
Vrednostni papirji razen delnic	F.3	1.924	2.114	2.088	2.119	2.098	2.565
Posojila	F.4	5.101	6.169	7.551	9.356	12.227	14.048
Delnice in drug lastniški kapital	F.5	2.679	4.038	4.710	5.179	5.945	6.740
Druge terjatve	F.7	2.201	2.287	2.282	2.543	3.469	4.232
II. OBVEZNOSTI		11.527	14.426	16.024	18.144	22.750	25.722
Gotovina in vloge	F.2	4.427	5.031	4.545	4.319	5.756	6.095
Vrednostni papirji razen delnic	F.3	2.692	4.189	5.365	6.555	7.100	7.368
Posojila	F.4	306	677	935	1.051	1.511	2.121
Delnice in drugi lastniški kapital	F.5	693	985	1.373	1.998	3.685	4.823
Druge obveznosti	F.7	3.408	3.545	3.793	4.160	4.616	5.205
III. NETO FINANČNA SREDSTVA		850	817	1.659	2.357	3.334	5.199

Finančna sredstva tujine so konec leta 2006 znašala 30.920 mio EUR. Glede na konec leta 2005 so se povečala za 4.836 mio EUR oz. 19%, v primerjavi s koncem leta 2001 pa za 18.544 mio EUR oz. 150%.

Terjatve S.2
(stanja konec obdobja v mio EUR)

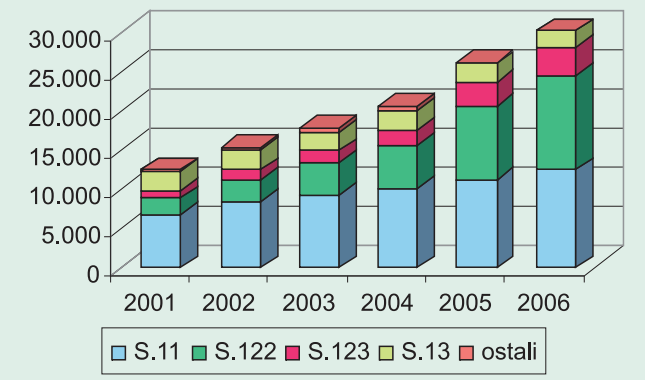

Posojila so v opazovanem obdobju predstavljala največji del terjatev tujine (14.048 mio EUR oz. 45% sredstev konec leta 2006). V letu 2006 so se posojila povečala za 15%, v celotnem obdobju pa za 175%. V tujini so bile konec leta 2006 najbolj zadolžene banke (52%), sledili so jim drugi finančni posredniki (24%) in nefinančne družbe (21%). V celotnem obdobju se je iz naslova posojil zmanjševal delež terjatev tujine do nefinančnih družb (46% konec leta 2001, 21% konec leta 2006) in povečeval delež terjatev do bank (25% konec leta 2001, 52% konec leta 2006).

Terjatve S.2 iz F.4
(stanja konec obdobja v mio EUR)

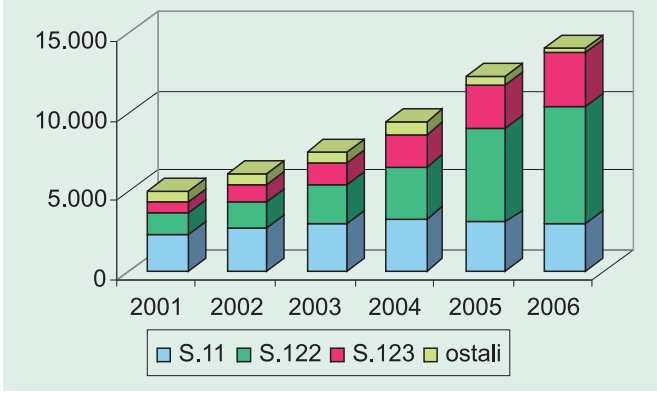

Terjatve tujine iz delnic in drugega lastniškega kapitala so konec leta 2006 znašale 6.740 mio EUR (22% sredstev), predvsem do nefinančnih družb (81%) in bank (15%).

Druge terjatve tujine so konec leta 2006 znašale 4.232 mio EUR. Večino so predstavljale terjatve iz trgovinskih kreditov in predujmov (3.866 mio EUR oz. 91%), od tega 95% do nefinančnih družb. Druge terjatve so se glede na konec leta 2005 povečale za 22% in v celotnem obdobju za 92%.

Tujina je imela konec leta 2006 3.330 mio EUR gotovine in vlog, od tega 99% pri bankah (konec leta 2001 93%). Gotovina in vloge so se v letu 2006 povečale za 42%, v celotnem obdobju pa za 546%.

Naložbe tujine v dolžniške vrednostne papirje so konec leta 2006 znašale 2.565 mio EUR, največ v državne obveznice (83%, konec leta 2001 98%) in vrednostne papirje bank (16%, konec leta 2001 1%). V letu 2006 so se naložbe povečale za 22%, v celotnem obdobju pa za 33%.

Obveznosti tujine so konec leta 2006 znašale 25.722 mio EUR. V letu 2006 so se povečale za 13% oz. 2.972 mio EUR, v primerjavi s koncem leta 2001 pa za 123% oz. 14.195 mio EUR.

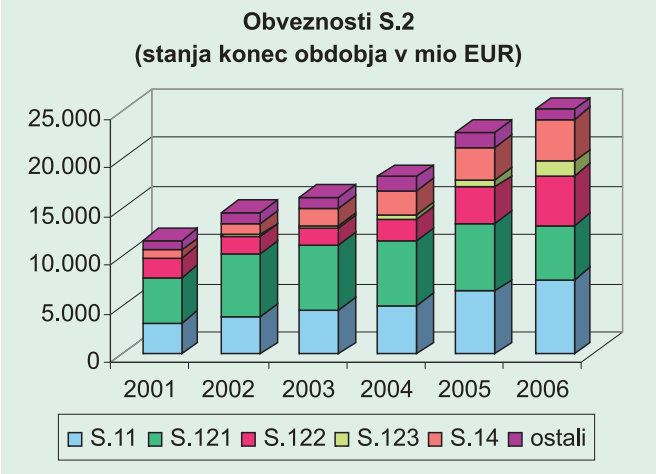

Največji del obveznosti tujine do domačih sektorjev so v opazovanem obdobju predstavljali dolžniški vrednostni papirji. Konec leta 2006 so ti znašali 7.368 mio EUR in so v letu 2006 narasli za 4%, v celotnem obdobju pa za 174%. V opazovanem obdobju se je zmanjševal delež obveznosti tujine do centralne banke (91% konec leta 2001, 59% konec leta 2006) in povečeval delež obveznosti do bank (8% konec leta 2001, 26% konec leta 2006) ter zavarovalnic in pokojninskih skladov (1% konec leta 2001, 11% konec leta 2006).

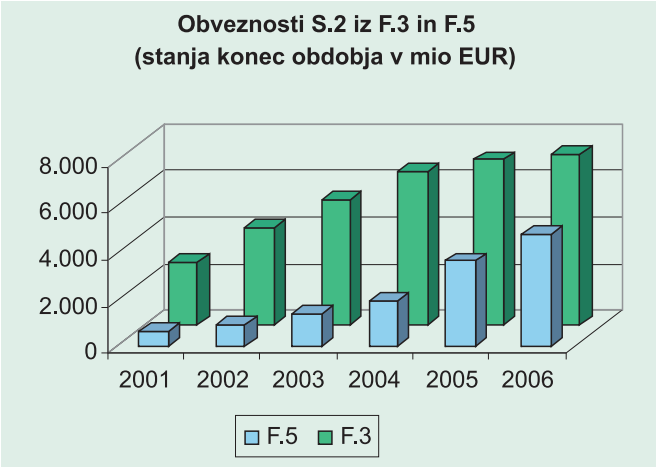

Obveznosti tujine v gotovini in vlogah so konec leta 2006 znašale 6.095 mio EUR in so se glede na konec leta 2005 povečale za 6% ter v celotnem obdobju za 38%. V opazovanem obdobju se je delež gotovine in vlog v obveznostih tujine zmanjšal (38% konec leta 2001, 24% konec leta 2006). V celotnem obdobju se je delež gotovine in vlog zmanjšal pri centralni banki (48% konec leta 2001, 17% konec leta 2006) in bankah (36% konec leta 2001, 24% konec leta 2006) ter se povečal pri domačem prebivalstvu, predvsem iz naslova ocene tuje gotovine, ki so jo imela gospodinjstva doma (15% konec leta 2001, 58% konec leta 2006).

Druge obveznosti tujine so konec leta 2006 znašale 5.205 mio EUR in so bile glede na konec leta 2005 večje za 13%, glede na konec leta 2001 pa za 53%. V celotnem obdobju se je delež drugih obveznosti tujine povečal pri nefinančnih družbah (73% konec leta 2001, 91% konec leta 2006), zmanjšal pa pri državi (24% konec leta 2001, 3% konec leta 2006).

Tujina je imela konec leta 2006 4.823 mio EUR obveznosti iz delnic in drugega lastniškega kapitala, ki so se glede na konec leta 2005 povečale za 31% in v celotnem obdobju za 596%. Konec leta 2006 je imela tujina 45% obveznosti do nefinančnih družb (75% konec leta 2001), 23% do drugih finančnih posrednikov (0,2% konec leta 2001) in 13% do prebivalstva (1% konec leta 2001).

Obveznosti tujine iz posojil so konec leta 2006 znašale 2.121 mio EUR in so se v letu 2006 povečale za 40%, v celotnem obdobju pa za 592%. Delež obveznosti iz posojil se je v opazovanem obdobju zmanjšal pri nefinančnih družbah (47% konec leta 2001, 27% konec leta 2006), povečal pa pri bankah (52% konec leta 2001, 61% konec leta 2006) in drugih finančnih posrednikih (1% konec leta 2001, 10% konec leta 2006).

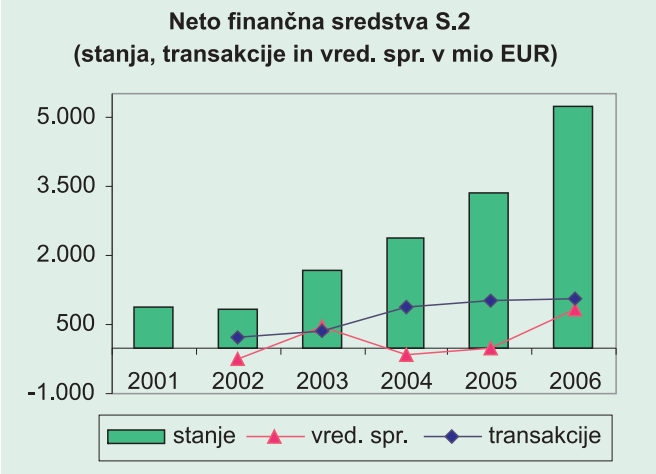

Neto finančna sredstva tujine so od konca leta 2002 naraščala in so konec leta 2006 dosegla 5.199 mio EUR. Tujina je v celotnem obdobju povečevala svoj presežek, kar pomeni, da je neto financirala slovensko gospodarstvo.

1. REVIEW OF SLOVENIA'S FINANCIAL ACCOUNTS, 2001 TO 2006

S.11 Non-financial corporations

(EUR million)	Code	2001	2002	2003	2004	2005	2006
I. FINANCIAL ASSETS		22.623	26.242	29.315	29.682	33.820	37.681
Currency and deposits	F.2	2.269	2.554	2.677	2.771	3.219	3.483
Loans	F.4	1.709	2.262	2.644	2.682	3.132	3.145
Shares and other equity	F.5	8.732	10.631	12.378	12.612	14.406	15.680
Other accounts receivable	F.7	9.277	10.094	10.859	10.718	12.229	14.468
II. LIABILITIES		41.128	47.407	52.263	56.589	62.358	71.040
Loans	F.4	9.953	11.656	13.532	15.611	18.184	20.849
Shares and other equity	F.5	21.967	25.526	27.919	30.079	31.243	35.431
Other accounts payable	F.7	9.023	10.018	10.586	10.545	12.401	14.248
III. NET FINANCIAL ASSETS		-18.505	-21.165	-22.947	-26.907	-28.538	-33.358

The financial assets of non-financial corporations stood at EUR 37,681 million at the end of 2006, up 11% on the end of 2005, and up 67% over the entire period.

Investments in shares and other equity accounted for the largest proportion of non-financial corporations' assets at the end of 2006 (EUR 15,680 million or 42% of the total). This figure rose by 9% during 2006, and by 80% over the entire period (the highest increase of 22% came in 2002). At the end of 2006 non-financial corporations' largest investments were in their own sector, but the proportion declined over the entire period (from 86% at the end of 2001 to 77% at the end of 2006), the proportion of investments in the rest of the world increasing (from 6% at the end of 2001 to 14% at the end of 2006). Investments in shares accounted for 51% of the capital investments at the end of 2006 (EUR 8,033 million), other forms of equity for 46%, and investment fund shares and units for 3%.

Other accounts receivable stood at EUR 14,468 million at the end of 2006 (38% of total assets), up 18% on the end of 2005. The majority (80%) of other accounts receivable consisted of claims from trade credits and advances, of which 53% were against the non-financial corporations sector, and 36% against the rest of the world.

Non-financial corporations' currency and deposits stood at EUR 3,483 million at the end of 2006 (9% of assets), domestic banks[1)] accounting for almost all of this (96%). Currency and deposits were 8% higher than at the end of 2005, and 53% higher over the entire period.

Non-financial corporations' loans granted totalled EUR 3,145 million at the end of 2006 (8% of total assets). Two-thirds were made within the sector, the rest of the world and domestic households accounting for the remainder. The proportion accounted for by the rest of the world increased over the observation period (from 8% at the end of 2001 to 18% at the end of 2006), while that of domestic households decreased from 16% to 10%.

The total liabilities of non-financial corporations stood at EUR 71,040 million at the end of 2006, up EUR 8,862 million or 14% on the end of 2005, and EUR 29,912 million or 73% over the entire period.

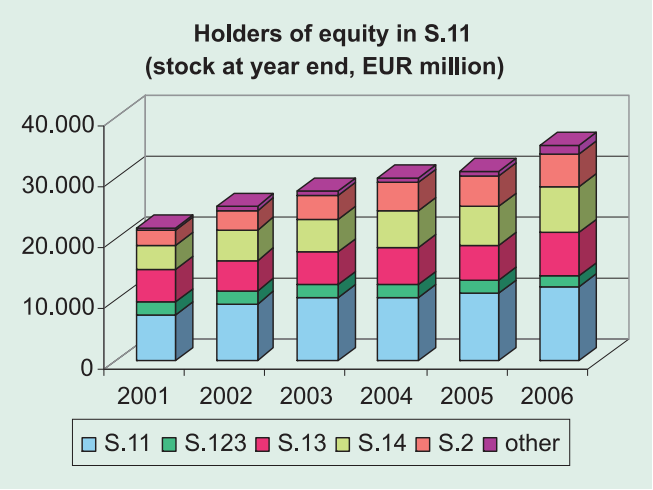

1) The term used in the material for Sector S.122 is banks (other monetary financial institutions)

Liabilities from shares and other equity totalled EUR 35,431 million at the end of 2006 (50% of total liabilities), up 13% (EUR 4,188 million) on a year earlier, and up 61% (EUR 13,464 million) over the entire period, mostly as a result of revaluation changes, as capital injections have been rare. Public limited companies accounted for 58% of the total, with other forms of equity accounting for the remaining 42%. The largest holders of equity in non-financial corporations at the end of 2006 were non-financial corporations (34%), followed by households (21%), the general government (20%, down from 25% at the end of 2001), the rest of the world (15%, up from 11% at the end of 2001), and other financial intermediaries (5%, down from 9% at the end of 2001).

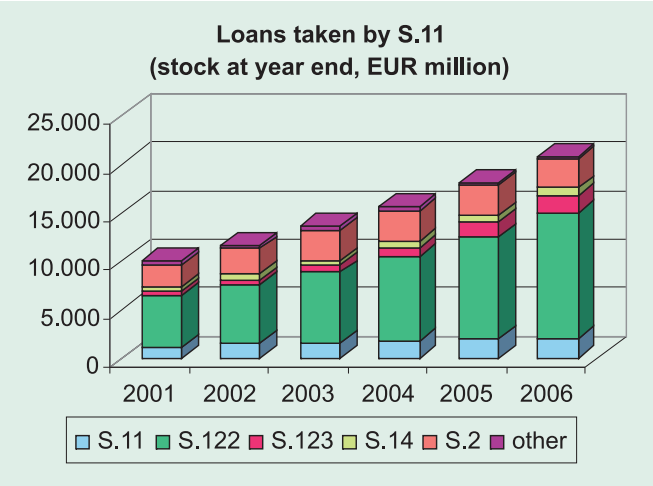

The stock of loans totalled EUR 20,849 million at the end of 2006 (29% of total liabilities), up 15% during the year, and 109% over the entire period. At the end of 2006 banks accounted for 61% of non-financial corporations' stock of loans (up from 53% at the end of 2001), followed by the rest of the world (14%, down from 23% at the end of 2001), non-financial corporations (10%), other financial intermediaries (9%, up from 4% at the end of 2001) and households (4%).

Issues of debt securities accounted for a negligible proportion of non-financial corporations' financing (1% of total liabilities at the end of 2006).

Other accounts payable totalled EUR 14,248 million at the end of 2006 (20% of total liabilities), and consisted primarily of trade credits and advances (75%), mostly to non-financial corporations (58%).

The non-financial corporations sector recorded a deficit of financial assets with regard to liabilities over the entire period, as a significant proportion of non-financial corporations' assets is in the form of non-financial assets. The deficit stood at EUR 33,358 million at the end of 2006. Non-financial corporations recorded a deficit of EUR 1,957 million in their transactions in 2006.

Non-financial corporations' intra-sector claims and liabilities totalled EUR 21,348 million at the end of 2006, equivalent to 57% of their total financial assets, and 30% of their total liabilities.

S.121 Central bank

(EUR million)	Code	2001	2002	2003	2004	2005	2006
I. FINANCIAL ASSETS		4.729	6.644	6.972	6.834	7.160	5.681
Currency and deposits	F.2	2.148	2.591	1.788	838	1.374	1.010
Securities other than shares	F.3	2.481	3.943	5.081	5.791	5.571	4.446
II. LIABILITIES		3.966	5.816	6.237	6.057	6.240	4.856
Currency and deposits	F.2	1.501	1.911	1.910	2.757	2.583	2.926
Securities other than shares	F.3	2.451	3.885	4.321	3.202	3.543	1.815
III. NET FINANCIAL ASSETS		762	828	735	777	920	825

The central bank's financial assets totalled EUR 5,681 million at the end of 2006. This figure was down 21% on the end of 2005, but up 20% over the entire period (the largest increase of 41% coming in 2002).

The central bank's financial assets are invested in securities and deposits. The proportion of total financial assets accounted for by debt securities increased between the end of 2001 and the end of 2004 (from 52% to 85%), at the expense of the proportion accounted for by deposits (which fell from 45% to 12%).

The central bank's investments in debt securities amounted to EUR 4,446 million at the end of 2006 (78% of total assets), down 20% over the year, but up 29% over the entire period. Foreign bonds accounted for 98% of the investments at the end of 2006, and Slovenian government eurobonds for 2%. Of the investments in foreign bonds, 66% were in members of the EMU, 11% in other EU countries, and 23% in non-EU countries.

Currency and deposits totalled EUR 1,010 million (18% of total assets) at the end of 2006, mostly in the form of fixed-term deposits in the rest of the world. The fixed-term deposits were distributed among members of the EMU (73% at the end of 2006, compared with 55% at the end of 2001), other EU countries (24%, compared with 42%) and non-EU countries (3%, compared with 4%). Currency and deposits were down 26% on the end of 2005.

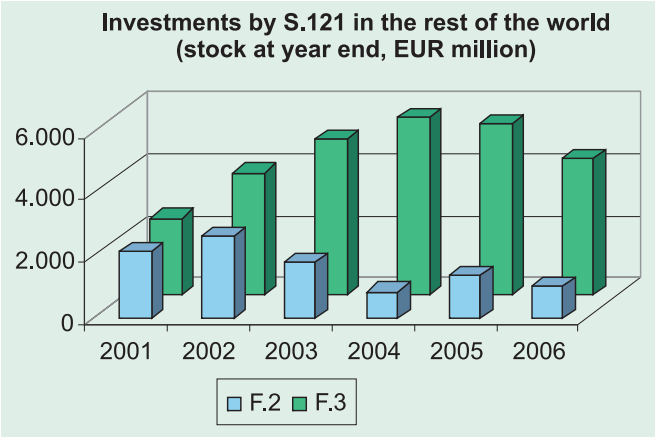

The central bank's total liabilities stood at EUR 4,856 million at the end of 2006, down 22% on the end of 2005, but up 22% over the entire period (the largest increase of 47% coming in 2002).

The central bank's liabilities derive from currency and deposits, and from debt securities issued. The proportion accounted for by debt securities had increased (from 62% at the end of 2001, to 69% at the end of 2003) at the expense of the proportion accounted for by currency and deposits (which went from 38% to 31% over the same period). In 2004 the ratio reversed as a result of the replacement of bills with bank deposits at the central bank. By the end of 2006, the proportion accounted for by debt securities was just 37%, while the proportion accounted for by currency and deposits had risen to 60%.

The central bank had EUR 2,926 million of liabilities from currency and deposits at the end of 2006 (EUR 638 million from currency and EUR 2,288 million from deposits), these liabilities being held against banks (66%, compared with 44% at the end of 2004), the general government (16%, compared with 29%), and households (14%, all from currency). The liabilities from currency and deposits increased by 13% during 2006, and by 95% over the entire period.

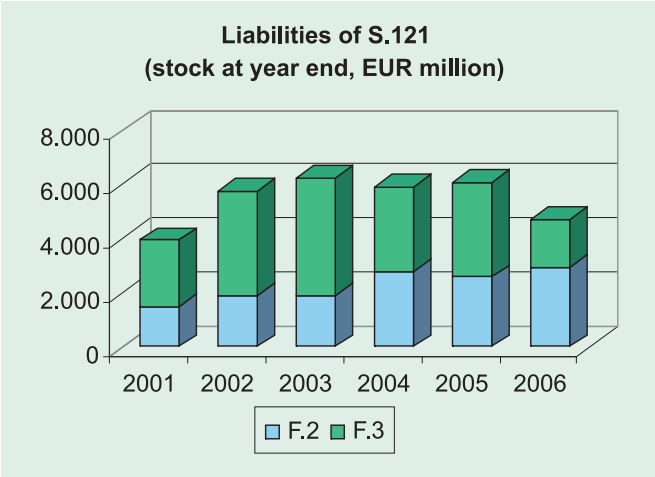

The central bank had a stock of EUR 1,815 million of bills issued at the end of 2006. The largest increase in the stock of bills came in 2002 (EUR 1,433 million, or 58%), as a result of sterilisation of inflows during acquisitions. The stock declined by 26% in 2004, as a result of the replacement of bills by deposits at the central bank. In 2006 there was a decline of 49% in the stock of bills issued as a result of preparations for the introduction of the euro.

The central bank recorded a surplus of financial assets over liabilities during the observation period. The surplus amounted to EUR 825 million at the end of 2006, down 10% on the end of 2005. Its sole deficit in transactions was recorded in 2003 (EUR 57 million), with surpluses being recorded in the other years (EUR 55 million in 2006).

S.122 Other monetary financial institutions

(EUR million)	Code	2001	2002	2003	2004	2005	2006
I. FINANCIAL ASSETS		17.041	19.821	21.968	24.417	29.972	34.625
Currency and deposits	F.2	2.680	2.278	2.055	2.632	3.256	3.805
Securities other than shares	F.3	4.417	6.166	6.910	6.570	7.930	7.264
Loans	F.4	8.707	9.966	11.602	13.757	17.121	21.652
Shares and other equity	F.5	684	816	891	976	1.175	1.579
II. LIABILITIES		16.471	19.079	21.154	23.531	28.808	33.487
Currency and deposits	F.2	12.066	13.847	14.834	15.767	18.076	20.519
Securities other than shares	F.3	565	859	1.132	1.437	1.604	1.746
Loans	F.4	1.690	2.133	2.821	3.833	6.534	8.154
Shares and other equity	F.5	1.858	1.924	2.105	2.270	2.360	2.714
III. NET FINANCIAL ASSETS		571	742	814	886	1.164	1.138

The sector of other monetary financial institutions comprises banks, savings banks and money market funds. There were 22 banks, three savings banks and two money market funds in Slovenia at the end of 2006.

The financial assets of banks stood at EUR 34,625 million at the end of 2006, up 16% on the end of 2005, and up 103% over the entire period. Loans granted accounted for more than half of banks' investments (63% at the end of 2006, compared with 50% at the end of 2002), followed by investments in debt securities (21% at the end of 2006, compared with 31% at the end of 2003), and currency and deposits (11% at the end of 2006, compared with 16% at the end of 2001).

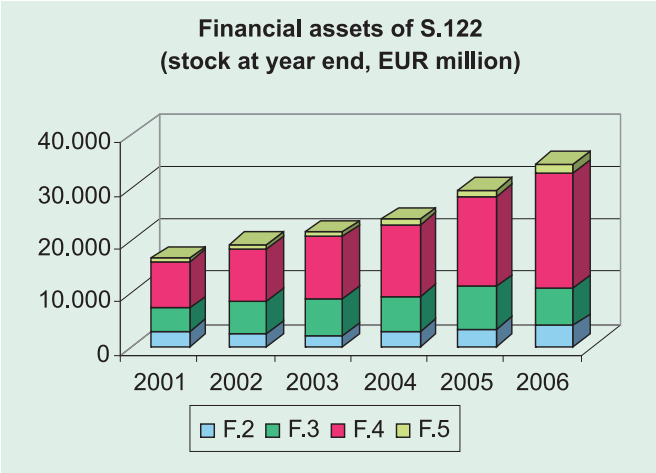

Banks' loans totalled EUR 21,652 million at the end of 2006, up 26% during 2006, and 149% over the entire period. The majority of these loans were granted to non-financial corporations (59%) and households (25%).

Banks held EUR 7,264 million of investments in debt securities at the end of 2006, mostly in government bonds (39%, compared with 30% at the end of 2003), foreign debt securities (27%, compared with 3% at the end of 2002), and central bank bills (25%, compared with 63% at the end of 2002). Investments declined by 8% in 2006, as a result of a decline in investments in bills, and an increase in investments in foreign bonds. Banks' investments in debt securities increased by 64% over the entire period.

Banks held EUR 3,805 million of currency and deposits at the end of 2006, of which 51% was with the central bank (compared with 22% at the end of 2001), 38% was with the rest of the world (59% at the end of 2001), and 11% with domestic banks (21% at the end of 2003). Banks' currency and deposits increased by 17% during 2006, and by 42% over the entire period.

Banks had EUR 33,487 million of liabilities at the end of 2006, up 16% during 2006, and 103% over the entire period. The most important source of assets for banks was deposits received (61% at the end of 2006, compared with 73% at the end of 2001), followed by loans received (24%, compared with 10%), equity (8%, compared with 11%), and debt securities issued (5%, compared with 3%).

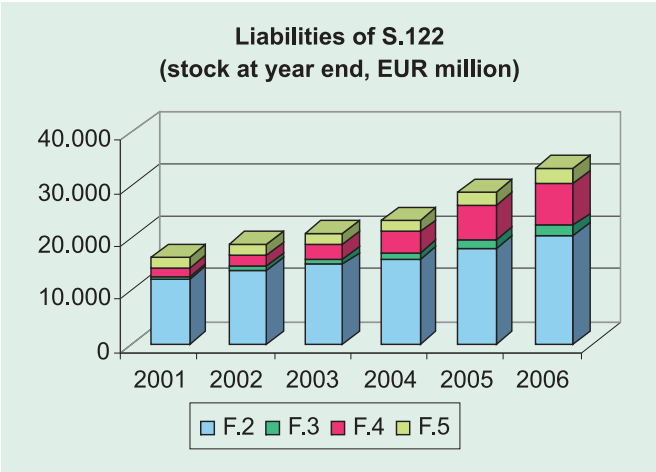

The stock of deposits at banks was EUR 20,519 million at the end of 2006, up 14% during 2006, and up 70% over the entire period. The majority of deposits at banks were held by households (54% at the end of 2006, compared with 61% at the end of 2002), followed by non-financial corporations (16% at the end of 2006, compared with 18% at the end of 2001), and the rest of the world (16% at the end of 2006, compared with 4% at the end of 2001).

Banks' liabilities from loans received totalled EUR 8,154 million at the end of 2006, up 25% during 2006, and 383% over the entire period. Banks mostly raised loans in the rest of the world (90% of all loans received at the end of 2006, of which 85% was in members of the EMU).

Banks' liabilities from debt securities issued totalled EUR 1,746 million at the end of 2006, up 9% during 2006, and 209% over the entire period. At the end of 2006 banks' debt securities were held by banks (28% of the total), the rest of the world (23%), insurance corporations and pension funds (20%), non-financial corporations (10%), other financial intermediaries (8%) and the general government (7%).

Banks had EUR 2,714 million of equity issued at the end of 2006, up 15% during 2006, and 46% over the entire period. The largest holders of banks' equity at the end of 2006 were the rest of the world (37% of the total, compared with 12% at the end of 2001), followed by the general government (25%, compared with 45%), non-financial corporations (22%, compared with 27%) and banks (8%).

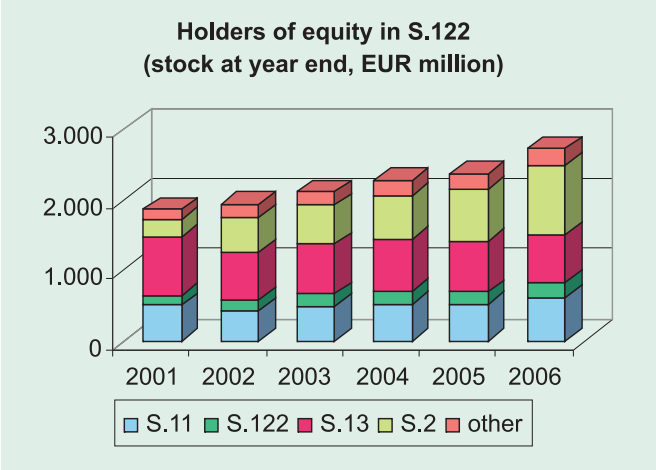

Banks had a surplus of financial assets over liabilities of EUR 1,138 million or 3% at the end of 2006. The largest surpluses were vis-à-vis non-financial corporations (EUR 9,613 million) and the central bank (EUR 3,731 million), while the largest deficits were vis-à-vis the rest of the world (EUR 7,018 million) and households (EUR 5,829 million).

Banks' intra-sector financial claims and liabilities totalled EUR 1,336 million at the end of 2006, equivalent to 4% of total financial assets/liabilities.

S.123 + S.124 Other financial intermediaries and financial auxiliaries

(EUR million)	Code	2001	2002	2003	2004	2005	2006
I. FINANCIAL ASSETS		3.866	4.553	5.067	6.180	7.048	8.975
Currency and deposits	F.2	241	343	296	535	440	530
Securities other than shares	F.3	101	231	350	435	472	433
Loans	F.4	842	1.132	1.423	1.800	2.857	3.673
Shares and other equity	F.5	2.312	2.589	2.738	3.094	2.926	3.743
II. LIABILITIES		2.444	3.463	4.331	5.592	6.984	9.110
Loans	F.4	1.121	1.539	1.953	2.667	3.786	4.869
Shares and other equity	F.5	1.098	1.623	2.129	2.679	2.827	3.781
III. NET FINANCIAL ASSETS		1.422	1.089	735	588	64	-135

The other financial intermediaries sector[2)] (S.123 + S.124) consists primarily of investment funds, leasing companies and brokerage houses. The conversion of the privatisation investment funds, which began in 2000 and ended in 2004, had a major impact on developments in this sector. At the end of 2006 there were seven investment companies, 99 mutual funds and 12 brokerage houses in Slovenia.

The financial assets of other financial intermediaries totalled EUR 8,975 million at the end of 2006, having increased by EUR 1,927 million or 27% during 2006, and by EUR 5,109 million or 132% over the entire period.

Investments in equity accounted for the largest proportion of other financial intermediaries' assets at the end of 2006 (EUR 3,743 million, or 42% of the total). This figure was up 28% during 2006, and 62% over the entire period. The largest investments at the end of 2006 were in non-financial corporations (56%), and in the rest of the world (32%). The proportion of investments in equity accounted for by non-financial corporations declined over the observation period (from 90% at the end of 2001 to 56% at the end of 2006), while that accounted for by the rest of the world increased (from 0% at the end of 2001 to 32% at the end of 2006). This was primarily the result of the liberalization in 2005 of legal restrictions on investments in the rest of the world by investment funds.

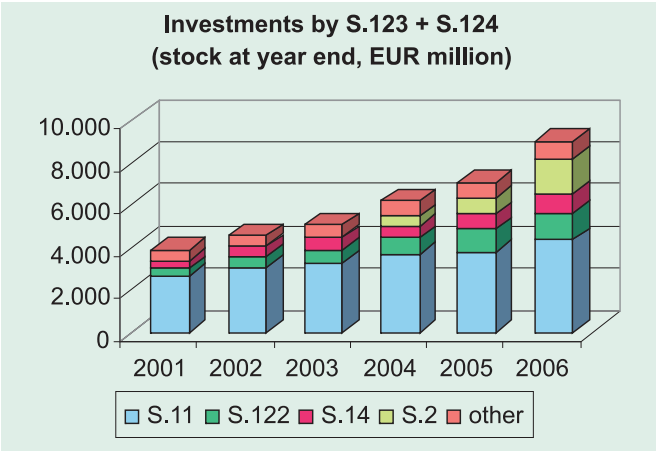

Other financial intermediaries' loans totalled EUR 3,673 million at the end of 2006. The proportion accounted for by loans increased throughout the period (from 22% at the end of 2001 to 29% at the end of 2004), and stood at 41% at the end of 2005 and 2006. This was primarily the result of the reclassification of the Slovene Export Corporation (SID) from the sector of insurance corporations and pension funds to the sector of other financial intermediaries. The loans were given primarily to non-financial corporations (52% at the end of 2006, compared with 54% at the end of 2001), households (22%, compared with 34%), and banks (16%, compared with 4%).

The total liabilities of other financial intermediaries stood at EUR 9,110 million at the end of 2006, up EUR 2,126 million or 30% on the end of 2005, and EUR 6,666 million or 273% over the entire period.

Liabilities from loans totalled EUR 4,869 million at the end of 2006, equivalent to 53% of total liabilities. This figure was up 29% during 2006, and 335% over the entire period. The largest increase came in 2005, when the SID was reclassified. At the end of 2006 the stock of loans taken had come primarily from the rest of the world (70%) and banks (26%, compared with 14% at the end of 2001), these consisting to a great extent of loans taken by leasing companies.

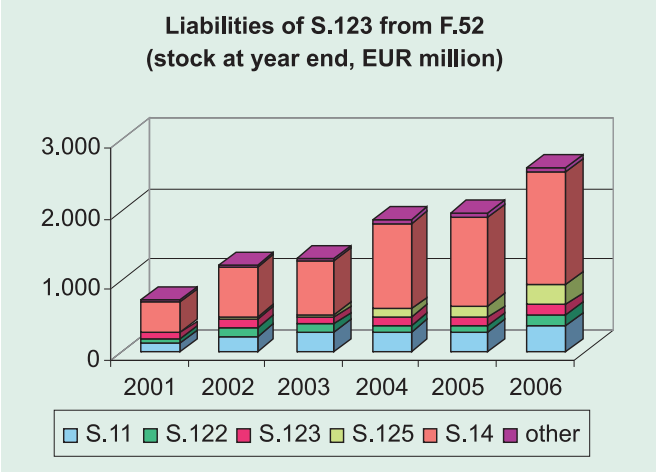

Other financial intermediaries had liabilities of EUR 3,781 million (42% of the total) from shares and other equity at the end of 2006, of which 47% was to households, 19% to non-financial corporations and 9% to other financial intermediaries. The most important item in equity was shares/units in investment funds (69% of the total at the end of 2006), which increased from EUR 734 million at the end of 2001 to EUR 2,608 million at the end of 2006. This increase was the result of the

2) The term used in this section for S.123 + S.124 is other financial intermediaries.

inflows into mutual funds, the relatively high returns recorded by mutual funds, and the conversion of the privatisation investment funds. The largest liabilities resulting from this were to households (61% at the end of 2006, compared with a low of 57% at the end of 2003), non-financial corporations (15% at the end of 2006, compared with a high of 21% at the end of 2003), and insurance corporations and pension funds (11% at the end of 2006, compared with 2% at the end of 2001).

Other financial intermediaries had a surplus in financial assets of EUR 1,422 million at the end of 2001, but this figure declined throughout the observation period. By the end of 2006 it had become a deficit in financial assets of EUR 135 million.

Other financial intermediaries' intra-sector financial claims and liabilities totalled EUR 447 million at the end of 2006, equivalent to 5% of their total financial assets/liabilities.

S.125 Insurance corporations and pension funds

	Code	2001	2002	2003	2004	2005	2006
(EUR million)							
I. FINANCIAL ASSETS		1.741	2.304	3.050	3.761	3.898	4.914
Currency and deposits	F.2	387	411	439	364	387	407
Securities other than shares	F.3	612	984	1.442	1.913	2.374	2.873
Loans	F.4	183	274	385	476	30	30
Shares and other equity	F.5	231	335	443	619	743	1.208
Insurance technical reserves	F.6	115	143	165	172	170	191
II. LIABILITIES		2.049	2.678	3.389	3.996	4.007	5.056
Loans	F.4	68	180	271	367	0	0
Shares and other equity	F.5	459	637	858	1.010	1.048	1.591
Insurance technical reserves	F.6	1.390	1.702	2.024	2.391	2.805	3.333
III. NET FINANCIAL ASSETS		-308	-374	-339	-236	-109	-142

At the end of 2006 there were 13 insurance corporations, two reinsurance corporations, four pension companies and seven mutual pension funds in Slovenia. High concentration is a feature of the Slovenian insurance market, with the largest insurance corporation holding a market share of 41% and the largest reinsurance corporation a market share of 58% in terms of gross earned premium. Providers of voluntary supplementary pension insurance are pension companies, mutual pension funds and insurance corporations that hold an authorisation to provide life insurance transactions. There were 493,000 people covered by voluntary supplementary pension insurance at the end of 2006 (of whom 52% were covered via mutual pension funds), an increase of 5% from the end of 2005, and of 466% over the entire period.

The financial assets of insurance corporations and pension funds totalled EUR 4,914 million at the end of 2006, up EUR 1,016 million or 26% during 2006, and EUR 3,173 million or 182% over the entire period.

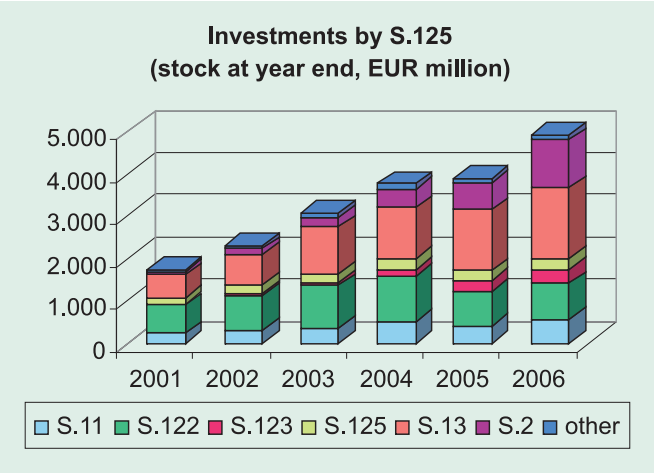

The insurance corporations and pension funds have a conservative investment policy. At the end of 2006 they held EUR 2,873 million of their investments, 58% of the total, in debt securities, mostly government securities (56%, compared with a high of 74% at the end of 2003), foreign securities (28%, compared with 4% at the end of 2001), and bank securities (12%, compared with 19% at the end of 2001). The proportion accounted for by debt securities increased from 35% at the end of 2001 to 58% at the end of 2006.

Insurance corporations and pension funds held EUR 1,208 million in investments in shares and other equity at the end of 2006. The proportion of the total accounted for by these investments increased from 13% at the end of 2001 to 25% at the end of 2006. Non-financial companies accounted for the largest proportion of these investments (33%, compared with a high of 54% at the end of 2003), followed by other financial intermediaries (28%, compared with 10% at the end of 2001), and foreign shares and equity (24%, compared with a low of 7% at the end of 2002).

Loans accounted for 13% (EUR 476 million) of the investments of insurance corporations and pension funds at the end of 2004, but after the reclassification of the SID this proportion fell to reach just 1% at the end of 2006.

The liabilities of insurance corporations and pension funds totalled EUR 5,056 million at the end of 2006, up EUR 1,049 million or 26% on the end of 2005, and EUR 3,007 million or 147% over the entire period.

Insurance technical reserves accounted for the largest proportion of their liabilities, and totalled EUR 3,333 million (66% of total liabilities) at the end of 2006, of which 80% was to households. Life insurance reserves accounted for 41% of insurance technical reserves at the end of 2006 (compared with 34% at the end of 2001), pension insurance reserves for 19% (compared with 6% at the end of 2001), and other technical reserves for 40% (compared with 59% at the end of 2001).

Insurance corporations and pension funds had liabilities of EUR 1,591 million from shares and other equity at the end of 2006. This was an increase of 52% during 2006 (primarily as a result of a higher valuation for Zavarovalnica Triglav), and an increase of 246% over the entire period. Of this, mutual pension funds' liabilities from investment coupons (all to households) totalled EUR 556 million, up 29% during 2006, and 218% over the entire period.

The main holder of equity in insurance corporations and pension funds at the end of 2006 was the general government sector (54%, compared with a high of 60% at the end of 2003), followed by non-financial corporations (16%, compared with 6% at the end of 2001), insurance corporations and pension funds (9%), the rest of the world (8%) and households (7%).

Insurance corporations and pension funds had a deficit in financial assets with regard to liabilities at the end of each period. The deficit stood at EUR 142 million at the end of 2006.

The sector of insurance corporations and pension funds had intra-sector financial claims and liabilities totalling EUR 271 million at the end of 2006, equivalent to 6% of their total financial assets, and 5% of their total liabilities.

Holders of equity in insurance corporations and pension companies (stock at year end, EUR million)

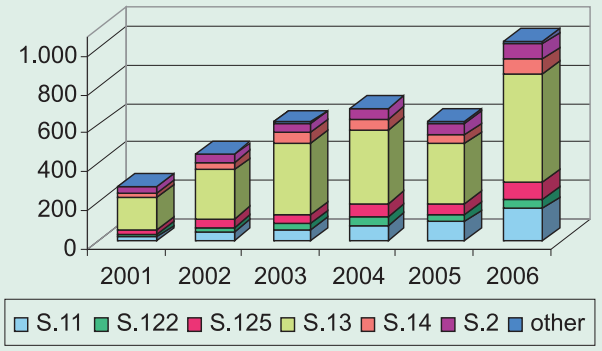

S.13 General government

(EUR million)	Code	2001	2002	2003	2004	2005	2006
I. FINANCIAL ASSETS		12.322	13.400	13.154	14.513	14.892	16.803
Central government	S.1311	10.217	11.005	10.668	11.637	11.966	13.579
Local government	S.1313	1.020	1.089	1.046	1.195	1.145	1.030
Social security funds	S.1314	1.085	1.306	1.440	1.681	1.781	2.195
II. LIABILITIES		9.741	10.803	11.321	12.285	13.020	14.216
Central government	S.1311	8.323	9.088	9.480	10.302	11.187	12.052
Local government	S.1313	360	461	428	479	510	528
Social security funds	S.1314	1.058	1.254	1.413	1.504	1.323	1.636
III. NET FINANCIAL ASSETS		2.581	2.597	1.833	2.228	1.872	2.587

The general government sector consists of three sub-sectors. The most important sub-sector in value terms is the central government, which includes direct and indirect budget users, public funds at the national level, and the Slovenian Compensation Company (SOD). The central government accounted for 81% of the total financial assets and 85% of the total liabilities of the general government sector at the end of 2006.

The local government sub-sector includes municipalities and local authorities, and other units at local level. This sub-sector accounted for 6% of the general government sector's total financial assets and 4% of its total liabilities at the end of 2006.

The sub-sector of social security funds comprises the Pension and Disability Insurance Institute (ZPIZ), the Health Insurance Institute (ZZZS), and The Pensions and Disability Insurance Capital Corporation (KAD). The social security funds accounted for 13% of the general government sector's total financial assets and 12% of its total liabilities at the end of 2006.

The proportions accounted for by each of the government sub-sectors were almost unchanged throughout the entire period.

(EUR million)	Code	2001	2002	2003	2004	2005	2006
I. FINANCIAL ASSETS		12.322	13.400	13.154	14.513	14.892	16.803
Currency and deposits	F.2	953	1.633	1.384	1.395	1.258	1.592
Loans	F.4	627	696	469	568	893	860
Shares and other equity	F.5	7.487	7.335	7.478	8.429	8.441	11.123
Other accounts receivable	F.7	2.993	3.304	3.352	3.609	3.765	2.703
II. LIABILITIES		9.741	10.803	11.321	12.285	13.020	14.216
Securities other than shares	F.3	4.598	5.702	6.284	7.051	7.198	7.719
Loans	F.4	1.226	1.228	1.171	1.245	1.646	1.475
Shares and other equity	F.5	996	1.140	1.114	1.204	1.230	2.362
Other accounts receivable	F.7	2.916	2.727	2.743	2.774	2.931	2.645
III. NET FINANCIAL ASSETS		2.581	2.597	1.833	2.228	1.872	2.587

The financial assets of the general government sector stood at EUR 16,803 million at the end of 2006, up 13% on the end of 2005, and up 36% over the entire period.

At the end of 2006 the general government had EUR 11,123 million or 66% of its total financial assets invested in shares and other equity, non-financial corporations accounting for the most (65%), followed by the general government sector (shares in the SOD comprised 7%, and shares in the KAD 14%), banks (6%), and insurance corporations and pension funds (5%). The general government recorded negative transactions in shares and other equity over the observation period. The largest decline in investments came in 2002, when transactions were EUR -1,050 million as a result of equity sell-offs. Since the end of 2003 the general government's investments have increased, despite the negative transactions, primarily as a result of increases in valuations.

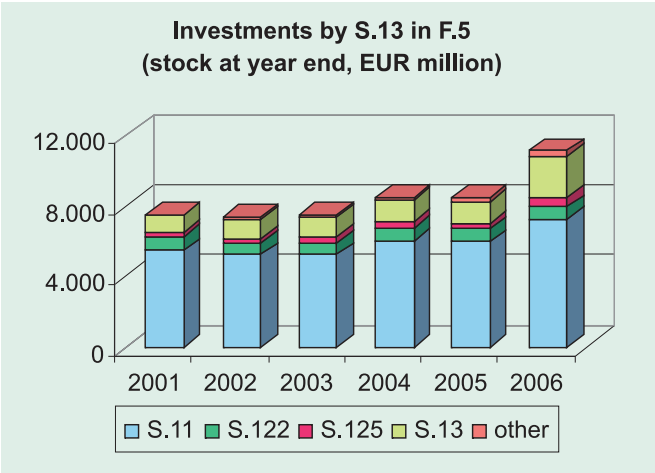

The general government's claims from currency and deposits totalled EUR 1,592 million at the end of 2006 (9% of its total financial assets), of which 70% were on domestic banks, and 30% on the central bank.

The liabilities of the general government sector stood at EUR 14,216 million at the end of 2006, up 9% on the end of 2005, and up 46% over the entire period.

The general government sector borrowed most heavily via issues of debt securities. The resulting liabilities totalled EUR 7,719 million at the end of 2006, up 68% over the entire period. The largest holders of government debt securities were banks (36% at the end of 2006), the rest of the world (28% at the end of 2006, compared with 41% at the end of 2001), and insurance corporations and pension funds (21% at the end of 2006, compared with 9% at the end of 2001).

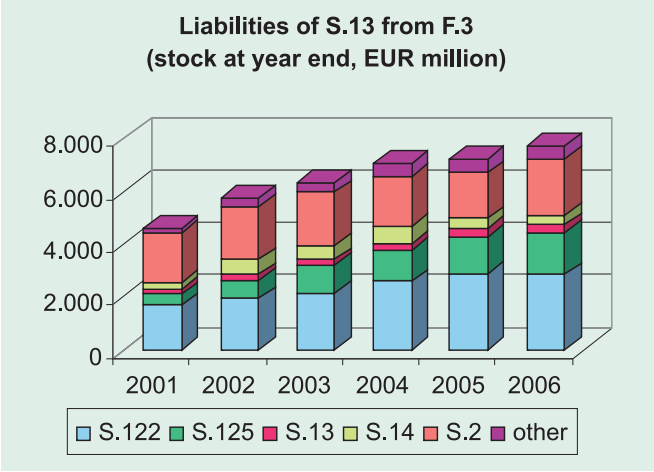

The general government sector's liabilities from shares stood at EUR 2,362 million at the end of 2006, up 92% on the end of 2005, and up 137% over the entire period. These liabilities consisted entirely of KAD and SOD liabilities to the government.

At the end of 2006 the general government sector had liabilities of EUR 1,475 million from loans received, down 10% on the end of 2005, but up 20% over the entire period. The general government sector recorded its heaviest borrowing from banks, the government sector, and the rest of the world. The proportion of the general government's liabilities accounted for by banks and the rest of the world declined over the observation period (the proportion accounted for by banks fell from 50% at the end of 2001 to 38% at the end of 2006, while that of the rest of the world fell from 44% to 16%), while the proportion of borrowing accounted for by the general government sector increased (from 5% at the end of 2001 to 34% at the end of 2006).

Other accounts receivable/payable (including claims and liabilities from taxes and contributions) accounted for a significant proportion of financial assets (16% at the end of 2006) and liabilities (19% at the end of 2006). The largest proportions were recorded by non-financial corporations and the government sector, and also by the rest of the world on the assets side. There was a major decline in other accounts

receivable from the rest of the world as a result of the revaluation of the claims of The Succession Fund of the Republic Slovenia.[3)]

The general government sector recorded a surplus of financial assets over liabilities throughout the entire period, and a simultaneous deficit in transactions. The surplus of financial assets over liabilities changed from year to year, primarily as a result of changes in the value of government investments in shares in non-financial corporations. At the end of 2006 the surplus stood at EUR 2,587 million, equivalent to 15% of total financial assets and 18% of total liabilities, the deficit in transactions totalling EUR 415 million in 2006 (1.4% of GDP).

After consolidation of the general government sector's financial account, EUR 3,722 million of financial claims and liabilities had been excluded by the end of 2006, equivalent to 22% of the sector's total financial assets, and 26% of its total liabilities.

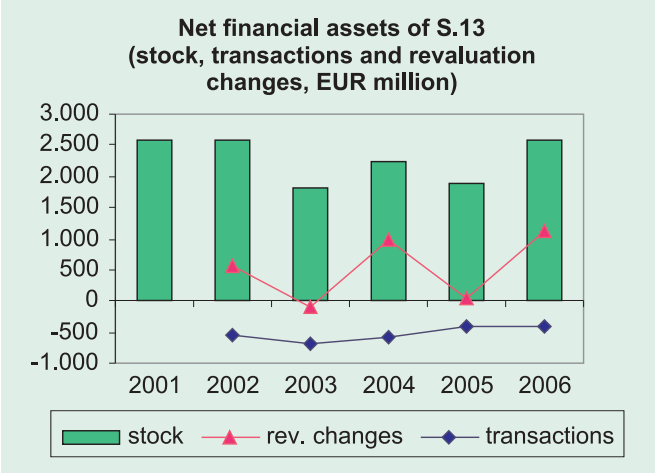

3) The revaluation of the claims was made on the basis of the Act Ratifying the Agreement on Succession Issues (Article 7), with annexes, Resolutions 21 and 23, and Article 5 of Annex C of the Agreement on Succession Issues. The opening balance of the fund was discussed and confirmed on 16 February 2007 (at the 3rd session of the fund's supervisory board)

S.14 Households

(EUR million)	Code	2001	2002	2003	2004	2005	2006
I. FINANCIAL ASSETS		16.648	19.919	22.487	25.744	27.726	31.505
Currency and deposits	F.2	8.675	10.153	11.398	12.807	13.914	15.130
Securities other than shares	F.3	333	607	592	741	468	511
Shares and other equity	F.5	4.850	5.980	6.757	8.234	8.645	10.516
Insurance technical reserves	F.6	969	1.201	1.511	1.867	2.280	2.746
Other accounts receivable	F.7	1.390	1.453	1.610	1.478	1.547	1.774
II. LIABILITIES		4.199	4.680	5.207	5.666	6.772	8.004
Loans	F.4	3.197	3.578	3.964	4.432	5.417	6.714
Other accounts payable	F.7	1.002	1.102	1.243	1.233	1.355	1.290
III. NET FINANCIAL ASSETS		12.450	15.239	17.280	20.079	20.954	23.501

The financial assets of households stood at EUR 31,505 million at the end of 2006, up 14% on the end of 2005, and up 89% over the entire period.

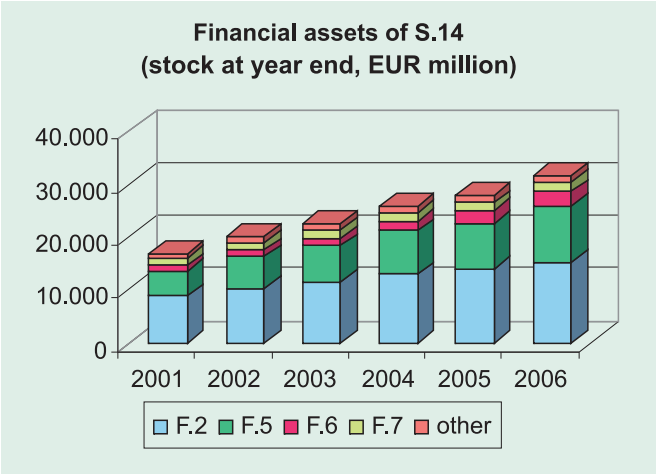

Households held EUR 15,130 million, 48% of their total financial assets, in the form of currency and deposits, mostly at domestic banks and in the rest of the world. The proportion of claims accounted for by domestic banks declined over the observation period (from 86% at the end of 2001 to 74% at the end of 2006), while the proportion accounted for by the rest of the world increased (from 8% to 23%), primarily as a result of estimated holdings of foreign currency at home. It is estimated that a portion of the foreign currency has been converted into other instruments, mostly investments in real estate, particularly in Croatia, transfers to relatives in the rest of the world, and investments in securities made without the involvement of domestic brokers.

Investments in shares and other equity amounted to EUR 10,516 million at the end of 2006, equivalent to 33% of total household financial assets, of which 71% was in non-financial corporations and 22% in investment companies, mutual funds and mutual pension funds. The proportion of investments accounted for by shares and other equity in non-financial corporations declined over the entire period, while that of investment companies, mutual funds and the rest of the world increased.

Insurance technical reserves accounted for 9% of total household financial assets, and stood at EUR 2,746 million at the end of 2006, up 20% on the end of 2005, and up 183% over the entire period. This consisted almost entirely of claims on domestic insurance corporations and pension funds (97%).

Other accounts receivable totalled EUR 1,774 million (6% of total financial assets) at the end of 2006, the majority of which was from non-financial corporations (75%) and the general government sector (13%).

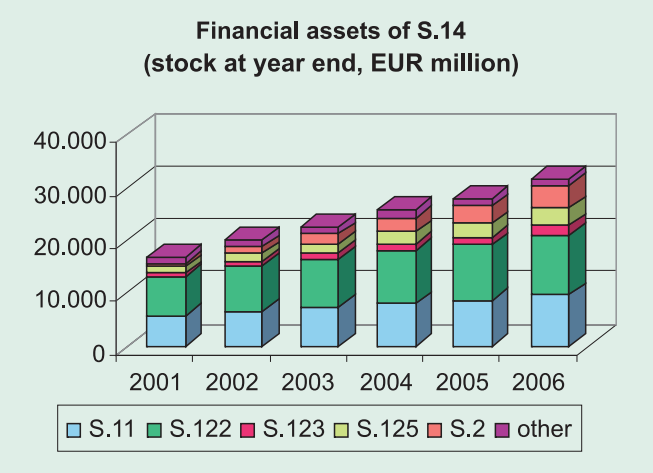

The liabilities of households stood at EUR 8,004 million at the end of 2006, up 18% on the end of 2005, and up 90% over the entire period.

Loans accounted for 84% of total household liabilities at the end of 2006, at EUR 6,714 million, up 24% on the end of 2005, and up 110% over the entire period. Households took loans most heavily from domestic banks (81% at the end of 2006, compared with 72% at the end of 2001), and other financial intermediaries (12%, compared with 9%).

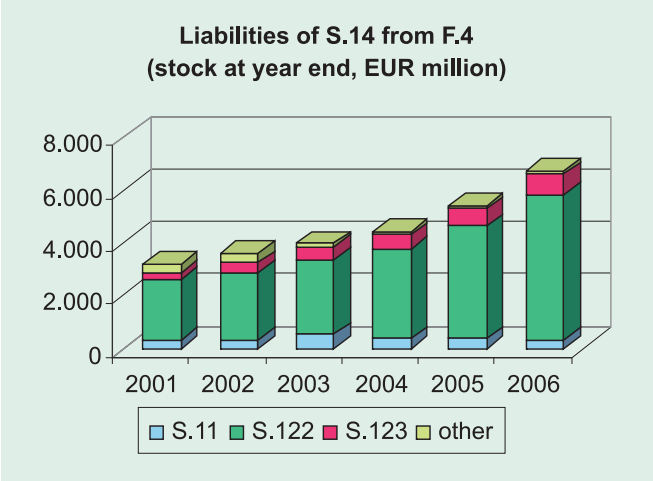

Other accounts payable totalled EUR 1,290 million (16% of total liabilities) at the end of 2006, mostly to non-financial corporations (65% at the end of 2006, compared with 58% at the end of 2001), and to the general government sector (11% at the end of 2006, compared with 7% at the end of 2003).

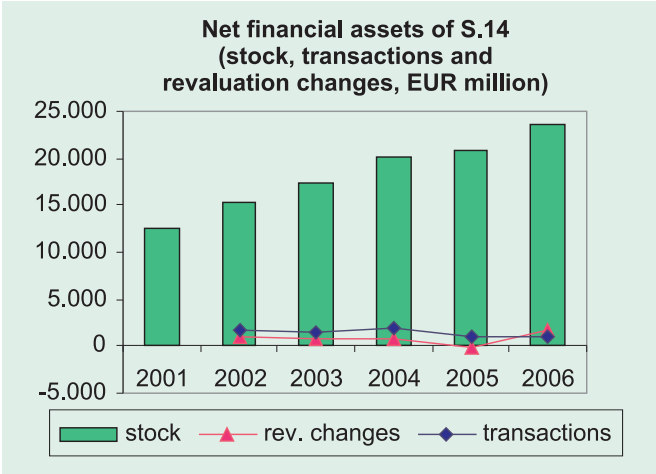

Households recorded a surplus of financial assets over liabilities and a surplus in transactions over the entire period. The surplus of financial assets over liabilities stood at EUR 23,501 million at the end of 2006, up 12% on the end of 2005, and up 89% over the entire period.

S.2 Rest of the world

(EUR million)	Code	2001	2002	2003	2004	2005	2006
I. FINANCIAL ASSETS		12.377	15.243	17.682	20.501	26.084	30.920
Members of the EMU	S.2111	8.588	10.269	11.992	14.040	18.620	23.173
Other EU countries	S.2112	1.404	1.780	2.091	3.332	3.879	4.167
Non-EU countries	S.22	2.385	3.194	3.599	3.129	3.585	3.581
II. LIABILITIES		11.527	14.426	16.024	18.144	22.750	25.722
Members of the EMU	S.2111	5.966	8.127	9.166	10.420	12.388	13.562
Other EU countries	S.2112	1.337	1.650	1.300	1.500	2.322	2.199
Non-EU countries	S.22	4.223	4.649	5.557	6.225	8.040	9.961
III. NET FINANCIAL ASSETS		850	817	1.659	2.357	3.334	5.199

The rest of the world sector consists of three sub-sectors: members of the European Monetary Union, other EU countries, and non-EU countries.

At the end of 2006 the largest claims on domestic sectors were recorded by members of the EMU, which accounted for 75% of the rest of the world's total claims, followed by other EU countries with 13%, and non-EU countries with 12%. Members of the EMU accounted for the largest proportion of liabilities to domestic sectors (53%), followed by non-EU countries (39%) and other EU countries (9%).

(EUR million)	Code	2001	2002	2003	2004	2005	2006
I. FINANCIAL ASSETS		12.377	15.243	17.682	20.501	26.084	30.920
Currency and deposits	F.2	515	668	1.080	1.323	2.343	3.330
Securities other than shares	F.3	1.924	2.114	2.088	2.119	2.098	2.565
Loans	F.4	5.101	6.169	7.551	9.356	12.227	14.048
Shares and other equity	F.5	2.679	4.038	4.710	5.179	5.945	6.740
Other accounts receivable	F.7	2.201	2.287	2.282	2.543	3.469	4.232
II. LIABILITIES		11.527	14.426	16.024	18.144	22.750	25.722
Currency and deposits	F.2	4.427	5.031	4.545	4.319	5.756	6.095
Securities other than shares	F.3	2.692	4.189	5.365	6.555	7.100	7.368
Loans	F.4	306	677	935	1.051	1.511	2.121
Shares and other equity	F.5	693	985	1.373	1.998	3.685	4.823
Other accounts payable	F.7	3.408	3.545	3.793	4.160	4.616	5.205
III. NET FINANCIAL ASSETS		850	817	1.659	2.357	3.334	5.199

The rest of the world's financial assets totalled EUR 30,920 million at the end of 2006, up EUR 4,836 million or 19% on the end of 2005, and EUR 18,544 million or 150% on the end of 2001.

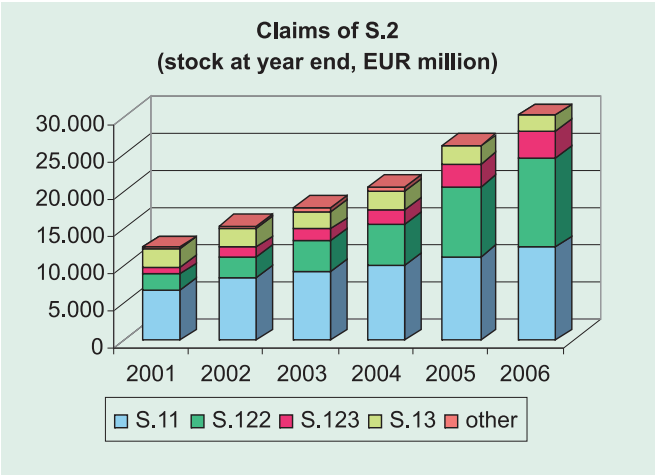

Loans accounted for the largest proportion of the rest of the world's claims (EUR 14,048 million or 45% of total assets at the end of 2006), up 15% during 2006, and 175% over the entire period. The largest proportion of debt to the rest of the world at the end of 2006 was held by banks (52%), followed by other financial intermediaries (24%) and non-financial corporations (21%). The proportion of the rest of the world's loan claims accounted for by non-financial corporations declined over the entire period (from 46% at the end of 2001 to 21% at the end of 2006), while that of banks increased (from 25% to 52%).

The rest of the world's claims of shares and other equity stood at EUR 6,740 million at the end of 2006 (22% of total assets), primarily against non-financial corporations (81%) and banks (15%).

The rest of the world's other accounts receivable totalled EUR 4,232 million at the end of 2006, the majority of which consisted of claims from trade credits and advances (EUR 3,866 million or 91%), of which 95% was against non-financial corporations. Other accounts receivable were 22% higher than at the end of 2005, and 92% higher over the entire period.

The rest of the world held EUR 3,330 million of currency and deposits at the end of 2006, of which 99% was at banks (compared with 93% at the end of 2001). Currency and deposits increased by 42% during 2006, and by 546% over the entire period.

The rest of the world's investments in debt securities stood at EUR 2,565 million at the end of 2006, mostly in government bonds (83%, compared with 98% at the end of 2001) and bank securities (16%, compared with 1%). This figure was up 22% during 2006, and 33% over the entire period.

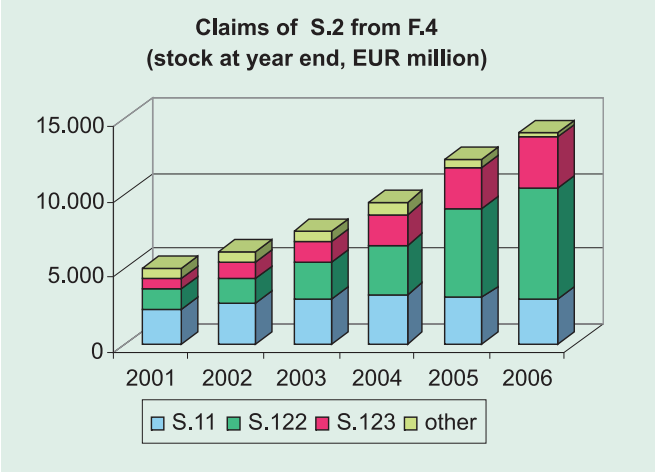

The rest of the world's liabilities totalled EUR 25,722 million at the end of 2006, up EUR 2,972 million or 13% during 2006, and EUR 14,195 million or 123% on the end of 2001.

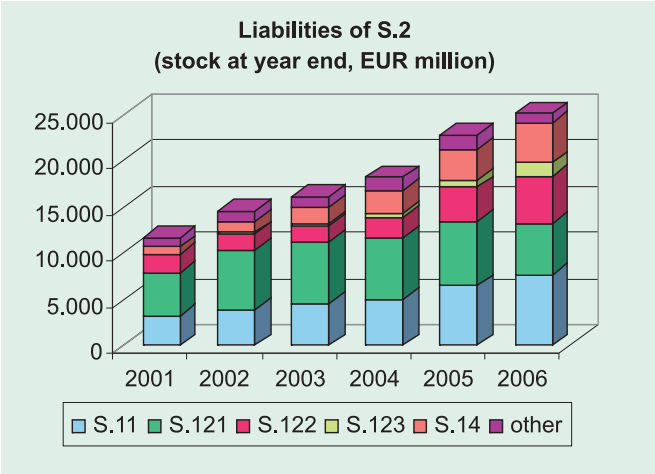

Debt securities accounted for the largest proportion of the rest of the world's liabilities to domestic sectors during the observation period. They totalled EUR 7,368 million at the end of 2006, up 4% during 2006, and 174% over the entire period. The proportion of the rest of the world's liabilities accounted for by the central bank declined over the observation period (from 91% at the end of 2001 to 59% at the end of 2006), while there was an increase in the proportions accounted for by banks (from 8% to 26%) and by insurance corporations and pension funds (from 1% to 11%).

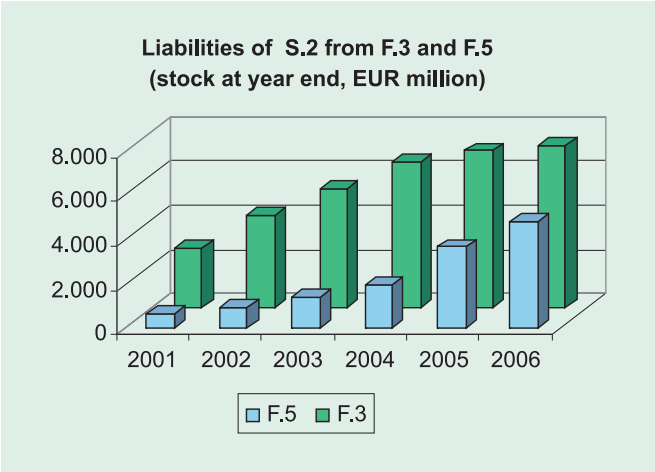

The rest of the world's liabilities from currency and deposits stood at EUR 6,095 million at the end of 2006, up 6% on the end of 2005, and up 38% over the entire period. The proportion of the rest of the world's liabilities accounted for by currency and deposits declined over the observation period (from 38% at the end of 2001 to 24% at the end of 2006). There was a decline during the observation period in the proportions of currency and deposits accounted for by the central bank (from 48% at the end of 2001 to 17% at the end of 2006) and by banks (from 36% to 24%), while the proportion accounted for by domestic households increased (from 15% to 58%), primarily as a result of estimated holdings of foreign currency at home.

The rest of the world's other accounts payable totalled EUR 5,205 million at the end of 2006, up 13% on the end of 2005, and 53% on the end of 2001. The proportion of the rest of the world's other accounts payable accounted for by non-financial corporations increased over the entire period (from 73% at the end of 2001 to 91% at the end of 2006), while that accounted for by the general government sector declined (from 24% to 3%).

The rest of the world had liabilities of EUR 4,823 million from shares and other equity at the end of 2006, up 31% on the end of 2005, and 596% over the entire period. Non-financial corporations accounted for 45% of the rest of the world's liabilities at the end of 2006 (compared with 75% at the end of 2001), while other financial intermediaries accounted for 23% (compared with 0.2% at the end of 2001) and households for 13% (compared with 1%).

The rest of the world's liabilities from loans totalled EUR 2,121 million at the end of 2006, up 40% during 2006, and 592% over the entire period. The proportion of liabilities from loans accounted for by non-financial corporations declined over the observation period (from 47% at the end of 2001 to 27% at the end of 2006), while there was an increase in the proportions accounted for by banks (from 52% to 61%) and other financial intermediaries (from 1% to 10%).

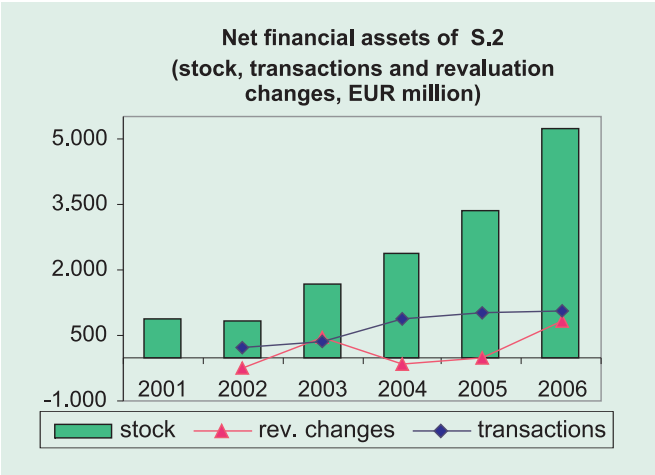

The net financial assets of the rest of the world have risen since the end of 2002, and reached EUR 5,199 million by the end of 2006. The rest of the world's surplus increased over the entire period, meaning that it was a net lender to the Slovenian economy.

2. PRIKAZ MODELA FINANČNIH RAČUNOV

A. ZBIRNE TABELE

A.1.	NEKONSOLIDIRANE
A.1.1.	KONČNO STANJE 2001
A.1.2.	TRANSAKCIJE 2002
A.1.3.	VREDNOSTNE SPREMEMBE 2002
A.1.4.	KONČNO STANJE 2002
A.1.5.	TRANSAKCIJE 2003
A.1.6.	VREDNOSTNE SPREMEMBE 2003
A.1.7.	KONČNO STANJE 2003
A.1.8.	TRANSAKCIJE 2004
A.1.9.	VREDNOSTNE SPREMEMBE 2004
A.1.10.	KONČNO STANJE 2004
A.1.11.	TRANSAKCIJE 2005
A.1.12.	VREDNOSTNE SPREMEMBE 2005
A.1.13.	KONČNO STANJE 2005
A.1.14.	TRANSAKCIJE 2006
A.1.15.	VREDNOSTNE SPREMEMBE 2006
A.1.16.	KONČNO STANJE 2006
A.2.	KONSOLIDIRANE
A.2.1.	KONČNO STANJE 2001
A.2.2.	TRANSAKCIJE 2002
A.2.3.	VREDNOSTNE SPREMEMBE 2002
A.2.4.	KONČNO STANJE 2002
A.2.5.	TRANSAKCIJE 2003
A.2.6.	VREDNOSTNE SPREMEMBE 2003
A.2.7.	KONČNO STANJE 2003
A.2.8.	TRANSAKCIJE 2004
A.2.9.	VREDNOSTNE SPREMEMBE 2004
A.2.10.	KONČNO STANJE 2004
A.2.11.	TRANSAKCIJE 2005
A.2.12.	VREDNOSTNE SPREMEMBE 2005
A.2.13.	KONČNO STANJE 2005
A.2.14.	TRANSAKCIJE 2006
A.2.15.	VREDNOSTNE SPREMEMBE 2006
A.2.16.	KONČNO STANJE 2006

B. SEKTORSKE TABELE

B.1.	NEKONSOLIDIRANE
B.1.1.	S.11.
B.1.1.1	KONČNO STANJE 2005
B.1.1.2	TRANSAKCIJE 2006
B.1.1.3.	VREDNOSTNE SPREMEMBE 2006
B.1.1.4.	KONČNO STANJE 2006
B.1.2.	S.12
B.1.2.1	KONČNO STANJE 2005
B.1.2.2	TRANSAKCIJE 2006
B.1.2.3.	VREDNOSTNE SPREMEMBE 2006
B.1.2.4.	KONČNO STANJE 2006
B.1.3.	S.121
B.1.3.1	KONČNO STANJE 2005
B.1.3.2	TRANSAKCIJE 2006
B.1.3.3.	VREDNOSTNE SPREMEMBE 2006
B.1.3.4.	KONČNO STANJE 2006
B.1.4.	S.122
B.1.4.1	KONČNO STANJE 2005
B.1.4.2	TRANSAKCIJE 2006
B.1.4.3.	VREDNOSTNE SPREMEMBE 2006
B.1.4.4.	KONČNO STANJE 2006
	...

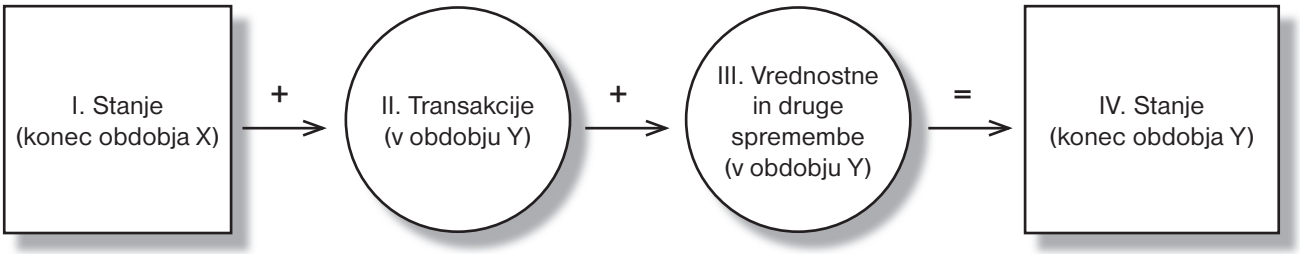

2. PRESENTATION OF FINANCIAL ACCOUNTS MODEL

A. AGGREGATED TABLES

A.1.	NON-CONSOLIDATED
A.1.1.	OUTSTANDING AMOUNT - END OF YEAR 2001
A.1.2.	TRANSACTIONS 2002
A.1.3.	REVALUATION CHANGES 2002
A.1.4.	OUTSTANDING AMOUNT - END OF YEAR 2002
A.1.5.	TRANSACTIONS 2003
A.1.6.	REVALUATION CHANGES 2003
A.1.7.	OUTSTANDING AMOUNT - END OF YEAR 2003
A.1.8.	TRANSACTIONS 2004
A.1.9.	REVALUATION CHANGES 2004
A.1.10.	OUTSTANDING AMOUNT - END OF YEAR 2004
A.1.11.	TRANSACTIONS 2005
A.1.12.	REVALUATION CHANGES 2005
A.1.13.	OUTSTANDING AMOUNT - END OF YEAR 2005
A.1.14.	TRANSACTIONS 2006
A.1.15.	REVALUATION CHANGES 2006
A.1.16.	OUTSTANDING AMOUNT - END OF YEAR 2006
A.2.	CONSOLIDATED
A.2.1.	OUTSTANDING AMOUNT - END OF YEAR 2001
A.2.2.	TRANSACTIONS 2002
A.2.3.	REVALUATION CHANGES 2002
A.2.4.	OUTSTANDING AMOUNT - END OF YEAR 2002
A.2.5.	TRANSACTIONS 2003
A.2.6.	REVALUATION CHANGES 2003
A.2.7.	OUTSTANDING AMOUNT - END OF YEAR 2003
A.2.8.	TRANSACTIONS 2004
A.2.9.	REVALUATION CHANGES 2004
A.2.10.	OUTSTANDING AMOUNT - END OF YEAR 2004
A.2.11.	TRANSACTIONS 2005
A.2.12.	REVALUATION CHANGES 2005
A.2.13.	OUTSTANDING AMOUNT - END OF YEAR 2005
A.2.14.	TRANSACTIONS 2006
A.2.15.	REVALUATION CHANGES 2006
A.2.16.	OUTSTANDING AMOUNT - END OF YEAR 2006

B. SECTORAL TABLES

B.1.	NON-CONSOLIDATED
B.1.1.	S.11.
B.1.1.1	OUTSTANDING AMOUNT - END OF YEAR 2005
B.1.1.2	TRANSACTIONS 2006
B.1.1.3.	REVALUATION CHANGES 2006
B.1.1.4.	OUTSTANDING AMOUNT - END OF YEAR 2006
B.1.2.	S.12
B.1.2.1	OUTSTANDING AMOUNT - END OF YEAR 2005
B.1.2.2	TRANSACTIONS 2006
B.1.2.3.	REVALUATION CHANGES 2006
B.1.2.4.	OUTSTANDING AMOUNT - END OF YEAR 2006
B.1.3.	S.121
B.1.3.1	OUTSTANDING AMOUNT - END OF YEAR 2005
B.1.3.2	TRANSACTIONS 2006
B.1.3.3.	REVALUATION CHANGES 2006
B.1.3.4.	OUTSTANDING AMOUNT - END OF YEAR 2006
B.1.4.	S.122
B.1.4.1	OUTSTANDING AMOUNT - END OF YEAR 2005
B.1.4.2	TRANSACTIONS 2006
B.1.4.3.	REVALUATION CHANGES 2006
B.1.4.4.	OUTSTANDING AMOUNT - END OF YEAR 2006
	...

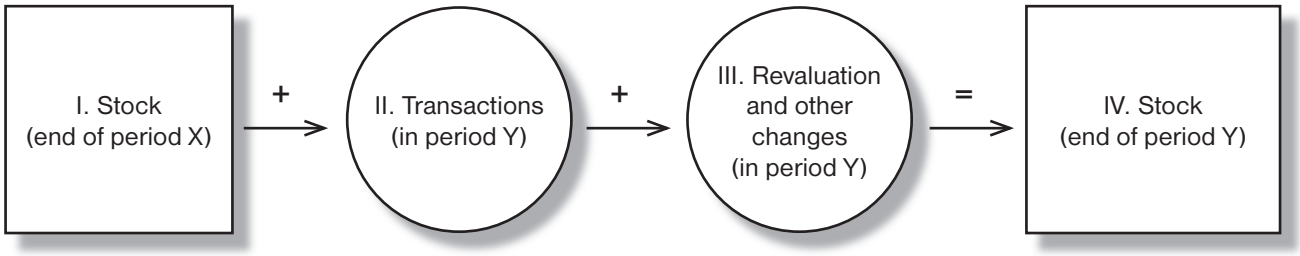

3. ZBIRNE IN SEKTORSKE TABELE

KAZALO TABEL

A) ZBIRNE TABELE FINANČNIH RAČUNOV SLOVENIJE 2001 - 2006

A.1. Nekonsolidirane

A.1.1. Nekonsolidirani finančni računi - stanja 2001 (konec leta)
A.1.2. Nekonsolidirani finančni računi - transakcije 2002
A.1.3. Nekonsolidirani finančni računi - vrednostne spremembe 2002
A.1.4. Nekonsolidirani finančni računi - stanja 2002 (konec leta)
A.1.5. Nekonsolidirani finančni računi - transakcije 2003
A.1.6. Nekonsolidirani finančni računi - vrednostne spremembe 2003
A.1.7. Nekonsolidirani finančni računi - stanja 2003 (konec leta)
A.1.8. Nekonsolidirani finančni računi - transakcije 2004
A.1.9. Nekonsolidirani finančni računi - vrednostne spremembe 2004
A.1.10. Nekonsolidirani finančni računi - stanja 2004 (konec leta)
A.1.11. Nekonsolidirani finančni računi - transakcije 2005
A.1.12. Nekonsolidirani finančni računi - vrednostne spremembe 2005
A.1.13. Nekonsolidirani finančni računi - stanja 2005 (konec leta)
A.1.14. Nekonsolidirani finančni računi - transakcije 2006
A.1.15. Nekonsolidirani finančni računi - vrednostne spremembe 2006
A.1.16. Nekonsolidirani finančni računi - stanja 2006 (konec leta)

A.2. Konsolidirane

A.2.1. Konsolidirani finančni računi - stanja 2001 (konec leta)
A.2.2. Konsolidirani finančni računi - transakcije 2002
A.2.3. Konsolidirani finančni računi - vrednostne spremembe 2002
A.2.4. Konsolidirani finančni računi - stanja 2002 (konec leta)
A.2.5. Konsolidirani finančni računi - transakcije 2003
A.2.6. Konsolidirani finančni računi - vrednostne spremembe 2003
A.2.7. Konsolidirani finančni računi - stanja 2003 (konec leta)
A.2.8. Konsolidirani finančni računi - transakcije 2004
A.2.9. Konsolidirani finančni računi - vrednostne spremembe 2004
A.2.10. Konsolidirani finančni računi - stanja 2004 (konec leta)
A.2.11. Konsolidirani finančni računi - transakcije 2005
A.2.12. Konsolidirani finančni računi - vrednostne spremembe 2005
A.2.13. Konsolidirani finančni računi - stanja 2005 (konec leta)
A.2.14. Konsolidirani finančni računi - transakcije 2006
A.2.15. Konsolidirani finančni računi - vrednostne spremembe 2006
A.2.16. Konsolidirani finančni računi - stanja 2006 (konec leta)

B) SEKTORSKE TABELE FINANČNIH RAČUNOV SLOVENIJE

B.1. Nekonsolidirane

B.1.1.1. Nekonsolidirani finančni računi - stanja 2005 (konec leta); S.11 - nefinančne družbe
B.1.1.2. Nekonsolidirani finančni računi - transakcije 2006; S.11 - nefinančne družbe
B.1.1.3. Nekonsolidirani finančni računi - vrednostne spremembe 2006; S.11 - nefinančne družbe
B.1.1.4. Nekonsolidirani finančni računi - stanja 2006 (konec leta); S.11 - nefinančne družbe

B.1.2.1. Nekonsolidirani finančni računi - stanja 2005 (konec leta); S.12 - finančne družbe
B.1.2.2. Nekonsolidirani finančni računi - transakcije 2006; S.12 - finančne družbe
B.1.2.3. Nekonsolidirani finančni računi - vrednostne spremembe 2006; S.12 - finančne družbe
B.1.2.4. Nekonsolidirani finančni računi - stanja 2006 (konec leta); S.12 - finančne družbe

3. AGGREGATED AND SECTORAL TABLES

CONTENTS

A) AGGREGATED TABLES OF FINANCIAL ACCOUNTS FOR SLOVENIA 2001 - 2006

A.1. Non-consolidated

A.1.1. Non-consolidated financial accounts – outstanding amounts 2001 (end of year)
A.1.2. Non-consolidated financial accounts – transactions 2002
A.1.3. Non-consolidated financial accounts – revaluation changes 2002
A.1.4. Non-consolidated financial accounts – outstanding amounts 2002 (end of year)
A.1.5. Non-consolidated financial accounts – transactions 2003
A.1.6. Non-consolidated financial accounts – revaluation changes 2003
A.1.7. Non-consolidated financial accounts – outstanding amounts 2003 (end of year)
A.1.8. Non-consolidated financial accounts – transactions 2004
A.1.9. Non-consolidated financial accounts – revaluation changes 2004
A.1.10. Non-consolidated financial accounts – outstanding amounts 2004 (end of year)
A.1.11. Non-consolidated financial accounts – transactions 2005
A.1.12. Non-consolidated financial accounts – revaluation changes 2005
A.1.13. Non-consolidated financial accounts – outstanding amounts 2005 (end of year)
A.1.14. Non-consolidated financial accounts – transactions 2006
A.1.15. Non-consolidated financial accounts – revaluation changes 2006
A.1.16. Non-consolidated financial accounts – outstanding amounts 2006 (end of year)

A.2. Consolidated

A.2.1. Consolidated financial accounts – outstanding amounts 2001 (end of year)
A.2.2. Consolidated financial accounts – transactions 2002
A.2.3. Consolidated financial accounts – revaluation changes 2002
A.2.4. Consolidated financial accounts – outstanding amounts 2002 (end of year)
A.2.5. Consolidated financial accounts – transactions 2003
A.2.6. Consolidated financial accounts – revaluation changes 2003
A.2.7. Consolidated financial accounts – outstanding amounts 2003 (end of year)
A.2.8. Consolidated financial accounts – transactions 2004
A.2.9. Consolidated financial accounts – revaluation changes 2004
A.2.10. Consolidated financial accounts – outstanding amounts 2004 (end of year)
A.2.11. Consolidated financial accounts – transactions 2005
A.2.12. Consolidated financial accounts – revaluation changes 2005
A.2.13. Consolidated financial accounts – outstanding amounts 2005 (end of year)
A.2.14. Consolidated financial accounts – transactions 2006
A.2.15. Consolidated financial accounts – revaluation changes 2006
A.2.16. Consolidated financial accounts – outstanding amounts 2006 (end of year)

B) SECTORIAL TABLES OF FINANCIAL ACCOUNTS FOR SLOVENIA

B.1. Non-consolidated

B.1.1.1. Non-consolidated financial accounts – outstanding amounts 2005 (end of year); S.11 – Non-financial corporations
B.1.1.2. Non-consolidated financial accounts – transactions 2006; S.11 – Non-financial corporations
B.1.1.3. Non-consolidated financial accounts – revaluation changes 2006; S.11 – Non-financial corporations
B.1.1.4 Non-consolidated financial accounts – outstanding amounts 2006 (end of year); S.11 – Non-financial corporations

B.1.2.1. Non-consolidated financial accounts – outstanding amounts 2005 (end of year); S.12 – Financial corporations
B.1.2.2. Non-consolidated financial accounts – transactions 2006; S.12 – Financial corporations
B.1.2.3. Non-consolidated financial accounts – revaluation changes 2006; S.12 – Financial corporations
B.1.2.4. Non-consolidated financial accounts – outstanding amounts 2006 (end of year); S.12 – Financial corporations

B.1.3.1. Nekonsolidirani finančni računi - stanja 2005 (konec leta); S.121 - centralna banka
B.1.3.2. Nekonsolidirani finančni računi - transakcije 2006; S.121 - centralna banka
B.1.3.3. Nekonsolidirani finančni računi - vrednostne spremembe 2006; S.121 - centralna banka
B.1.3.4. Nekonsolidirani finančni računi - stanja 2006 (konec leta); S.121 - centralna banka

B.1.4.1. Nekonsolidirani finančni računi - stanja 2005 (konec leta); S.122 - druge denarne finančne institucije
B.1.4.2. Nekonsolidirani finančni računi - transakcije 2006; S.122 - druge denarne finančne institucije
B.1.4.3. Nekonsolidirani finančni računi - vrednostne spremembe 2006; S.122 - druge denarne finančne institucije
B.1.4.4. Nekonsolidirani finančni računi - stanja 2006 (konec leta); S.122 - druge denarne finančne institucije

B.1.5.1. Nekonsolidirani finančni računi - stanja 2005 (konec leta); S.123 - drugi finančni posredniki
B.1.5.2. Nekonsolidirani finančni računi - transakcije 2006; S.123 - drugi finančni posredniki
B.1.5.3. Nekonsolidirani finančni računi - vrednostne spremembe 2006; S.123 - drugi finančni posredniki
B.1.5.4. Nekonsolidirani finančni računi - stanja 2006 (konec leta); S.123 - drugi finančni posredniki

B.1.6.1. Nekonsolidirani finančni računi - stanja 2005 (konec leta), S.124 - izvajalci pomožnih finančnih dejavnosti
B.1.6.2. Nekonsolidirani finančni računi - transakcije 2006; S.124 - izvajalci pomožnih finančnih dejavnosti
B.1.6.3. Nekonsolidirani finančni računi - vrednostne spremembe 2006; S.124 - izvajalci pomožnih finančnih dejavnosti
B.1.6.4. Nekonsolidirani finančni računi - stanja 2006 (konec leta); S.124 - izvajalci pomožnih finančnih dejavnosti

B.1.7.1. Nekonsolidirani finančni računi - stanja 2005 (konec leta); S.125 - zavarovalnice in pokojninski skladi
B.1.7.2. Nekonsolidirani finančni računi - transakcije 2006; S.125 - zavarovalnice in pokojninski skladi
B.1.7.3. Nekonsolidirani finančni računi - vrednostne spremembe 2006; S.125 - zavarovalnice in pokojninski skladi
B.1.7.4. Nekonsolidirani finančni računi - stanja 2006 (konec leta); S.125 - zavarovalnice in pokojninski skladi

B.1.8.1. Nekonsolidirani finančni računi - stanja 2005 (konec leta); S.13 - država
B.1.8.2. Nekonsolidirani finančni računi - transakcije 2006; S.13 - država
B.1.8.3. Nekonsolidirani finančni računi - vrednostne spremembe 2006; S.13 - država
B.1.8.4. Nekonsolidirani finančni računi - stanja 2006 (konec leta); S.13 - država

B.1.9.1. Nekonsolidirani finančni računi - stanja 2005 (konec leta); S.1311 - centralna država
B.1.9.2. Nekonsolidirani finančni računi - transakcije 2006; S.1311 - centralna država
B.1.9.3. Nekonsolidirani finančni računi - vrednostne spremembe 2006; S.1311 - centralna država
B.1.9.4. Nekonsolidirani finančni računi - stanja 2006 (konec leta); S.1311 - centralna država

B.1.10.1. Nekonsolidirani finančni računi - stanja 2005 (konec leta); S.1313 - lokalna država
B.1.10.2. Nekonsolidirani finančni računi - transakcije 2006; S.1313 - lokalna država
B.1.10.3. Nekonsolidirani finančni računi - vrednostne spremembe 2006; S.1313 - lokalna država
B.1.10.4. Nekonsolidirani finančni računi - stanja 2006 (konec leta); S.1313 - lokalna država

B.1.11.1. Nekonsolidirani finančni računi - stanja 2005 (konec leta); S.1314 - skladi socialne varnosti
B.1.11.2. Nekonsolidirani finančni računi - transakcije 2006; S.1314 - skladi socialne varnosti
B.1.11.3. Nekonsolidirani finančni računi - vrednostne spremembe 2006; S.1314 - skladi socialne varnosti
B.1.11.4. Nekonsolidirani finančni računi - stanja 2006 (konec leta); S.1314 - skladi socialne varnosti

B.1.12.1. Nekonsolidirani finančni računi - stanja 2005 (konec leta); S.14 - gospodinjstva
B.1.12.2. Nekonsolidirani finančni računi - transakcije 2006; S.14 - gospodinjstva
B.1.12.3. Nekonsolidirani finančni računi - vrednostne spremembe 2006; S.14 - gospodinjstva
B.1.12.4. Nekonsolidirani finančni računi - stanja 2006 (konec leta); S.14 - gospodinjstva

B.1.13.1. Nekonsolidirani finančni računi - stanja 2005 (konec leta); S.15 - nepridobitne institucije, ki opravljajo storitve za gospodinjstva
B.1.13.2. Nekonsolidirani finančni računi - transakcije 2006; S.15 - nepridobitne institucije, ki opravljajo storitve za gospodinjstva
B.1.13.3. Nekonsolidirani finančni računi - vrednostne spremembe 2006; S.15 - nepridobitne institucije, ki opravljajo storitve za gospodinjstva
B.1.13.4. Nekonsolidirani finančni računi - stanja 2006 (konec leta); S.15 - nepridobitne institucije, ki opravljajo storitve za gospodinjstva

B.1.3.1. Non-consolidated financial accounts – outstanding amounts 2005 (end of year); S.121 – Central Bank
B.1.3.2. Non-consolidated financial accounts – transactions 2006; S.121 – Central Bank
B.1.3.3. Non-consolidated financial accounts – revaluation changes 2006; S.121 – Central Bank
B.1.3.4. Non-consolidated financial accounts – outstanding amounts 2006 (end of year); S.121 – Central Bank

B.1.4.1. Non-consolidated financial accounts – outstanding amounts 2005 (end of year); S.122 – Other monetary financial institutions
B.1.4.2. Non-consolidated financial accounts – transactions 2006; S.122 – Other monetary financial institutions
B.1.4.3. Non-consolidated financial accounts – revaluation changes 2006; S.122 – Other monetary financial institutions
B.1.4.4. Non-consolidated financial accounts – outstanding amounts 2006 (end of year); S.122 – Other monetary financial institutions

B.1.5.1. Non-consolidated financial accounts – outstanding amounts 2005 (end of year); S.123 – Other financial intermediaries
B.1.5.2. Non-consolidated financial accounts – transactions 2006; S.123 – Other financial intermediaries
B.1.5.3. Non-consolidated financial accounts – revaluation changes 2006; S.123 – Other financial intermediaries
B.1.5.4. Non-consolidated financial accounts – outstanding amounts 2006 (end of year) ; S.123 – Other financial intermediaries

B.1.6.1. Non-consolidated financial accounts – outstanding amounts 2005 (end of year); S.124 – Financial auxiliaries
B.1.6.2. Non-consolidated financial accounts – transactions 2006; S.124 – Financial auxiliaries
B.1.6.3. Non-consolidated financial accounts – revaluation changes 2006; S.124 – Financial auxiliaries
B.1.6.4. Non-consolidated financial accounts – outstanding amounts 2006 (end of year) ; S.124 – Financial auxiliaries

B.1.7.1. Non-consolidated financial accounts – outstanding amounts 2005 (end of year); S.125 – Insurance corporations and pension funds
B.1.7.2. Non-consolidated financial accounts – transactions 2006; S.125 – Insurance corporations and pension funds
B.1.7.3. Non-consolidated financial accounts – revaluation changes 2006; S.125 –Insurance corporations and pension funds
B.1.7.4. Non-consolidated financial accounts – outstanding amounts 2006 (end of year); S.125 – Insurance corporations and pension funds

B.1.8.1. Non-consolidated financial accounts – outstanding amounts 2005 (end of year); S.13 – General government
B.1.8.2. Non-consolidated financial accounts – transactions 2006; S.13 – General government
B.1.8.3. Non-consolidated financial accounts – revaluation changes 2006; S.13 – General government
B.1.8.4. Non-consolidated financial accounts – outstanding amounts 2006 (end of year); S.13 – General government

B.1.9.1. Non-consolidated financial accounts – outstanding amounts 2005 (end of year); S.1311 – Central government
B.1.9.2. Non-consolidated financial accounts – transactions 2006; S.1311 – Central government
B.1.9.3 Non-consolidated financial accounts – revaluation changes 2006; S.1311 – Central government
B.1.9.4. Non-consolidated financial accounts – outstanding amounts 2006 (end of year); S.1311 – Central government

B.1.10.1. Non-consolidated financial accounts – outstanding amounts 2005 (end of year); S.1313 – Local government
B.1.10.2. Non-consolidated financial accounts – transactions 2006; S.1313 – Local government
B.1.10.3. Non-consolidated financial accounts – revaluation changes 2006; S.1313 – Local government
B.1.10.4. Non-consolidated financial accounts – outstanding amounts 2006 (end of year); S.1313 – Local government

B.1.11.1. Non-consolidated financial accounts – outstanding amounts 2005 (end of year); S.1314 – Social security funds
B.1.11.2. Non-consolidated financial accounts – transactions 2006; S.1314 – Social security funds
B.1.11.3. Non-consolidated financial accounts – revaluation changes 2006; S.1314 – Social security funds
B.1.11.4. Non-consolidated financial accounts – outstanding amounts 2006 (end of year); S.1314 – Social security funds

B.1.12.1. Non-consolidated financial accounts – outstanding amounts 2005 (end of year); S.14 – Households
B.1.12.2. Non-consolidated financial accounts – transactions 2006; S.14 – Households
B.1.12.3. Non-consolidated financial accounts – revaluation changes 2006; S.14 – Households
B.1.12.4. Non-consolidated financial accounts – outstanding amounts 2006 (end of year); S.14 – Households

B.1.13.1. Non-consolidated financial accounts – outstanding amounts 2005 (end of year); S.15 – Non-profit institutions serving households
B.1.13.2. Non-consolidated financial accounts – transactions 2006; S.15 – Non-profit institutions serving households
B.1.13.3. Non-consolidated financial accounts – revaluation changes 2006; S.15 – Non-profit institutions serving households
B.1.13.4. Non-consolidated financial accounts – outstanding amounts 2006 (end of year); S.15 – Non-profit institutions serving households

B.1.14.1. Nekonsolidirani finančni računi - stanja 2005 (konec leta); S.2 - tujina
B.1.14.2. Nekonsolidirani finančni računi - transakcije 2006; S.2 - tujina
B.1.14.3. Nekonsolidirani finančni računi - vrednostne spremembe 2006; S.2 - tujina
B.1.14.4. Nekonsolidirani finančni računi - stanja 2006 (konec leta); S.2 - tujina

B.1.15.1. Nekonsolidirani finančni računi - stanja 2005 (konec leta); S.21 - EU
B.1.15.2. Nekonsolidirani finančni računi - transakcije 2006; S.21 - EU
B.1.15.3. Nekonsolidirani finančni računi - vrednostne spremembe 2006; S.21 - EU
B.1.15.4. Nekonsolidirani finančni računi - stanja 2006 (konec leta); S.21 - EU

B.1.16.1. Nekonsolidirani finančni računi - stanja 2005 (konec leta); S.2111 - EMU
B.1.16.2. Nekonsolidirani finančni računi - transakcije 2006; S.2111 - EMU
B.1.16.3. Nekonsolidirani finančni računi - vrednostne spremembe 2006; S.2111 - EMU
B.1.16.4. Nekonsolidirani finančni računi - stanja 2006 (konec leta); S.2111 - EMU

B.1.17.1. Nekonsolidirani finančni računi - stanja 2005 (konec leta); S.2112 - ostale članice EU
B.1.17.2. Nekonsolidirani finančni računi - transakcije 2006; S.2112 - ostale članice EU
B.1.17.3. Nekonsolidirani finančni računi - vrednostne spremembe 2006; S.2112 - ostale članice EU
B.1.17.4. Nekonsolidirani finančni računi - stanja 2006 (konec leta); S.2112 - ostale članice EU

B.1.18.1. Nekonsolidirani finančni računi - stanja 2005 (konec leta); S.22 - ostali izven EU
B.1.18.2. Nekonsolidirani finančni računi - transakcije 2006; S.22 - ostali izven EU
B.1.18.3. Nekonsolidirani finančni računi - vrednostne spremembe 2006; S.22 - ostali izven EU
B.1.18.4. Nekonsolidirani finančni računi - stanja 2006 (konec leta); S.22 - ostali izven EU

B.1.14.1. Non-consolidated financial accounts – outstanding amounts 2005 (end of year); S.2 – Rest of the world
B.1.14.2. Non-consolidated financial accounts – transactions 2006; S.2 – Rest of the world
B.1.14.3. Non-consolidated financial accounts – revaluation changes 2006; S.2 – Rest of the world
B.1.14.4. Non-consolidated financial accounts – outstanding amounts 2006 (end of year); S.2 – Rest of the world

B.1.15.1. Non-consolidated financial accounts – outstanding amounts 2005 (end of year); S.21 – EU
B.1.15.2. Non-consolidated financial accounts – transactions 2006; S.21 - EU
B.1.15.3. Non-consolidated financial accounts – revaluation changes 2006; S. 21 - EU
B.1.15.4. Non-consolidated financial accounts – outstanding amounts 2006 (end of year); S.21 – EU

B.1.16.1. Non-consolidated financial accounts – outstanding amounts 2005 (end of year); S.2111 – EMU
B.1.16.2. Non-consolidated financial accounts – transactions 2006; S.2111 - EMU
B.1.16.3. Non-consolidated financial accounts – revaluation changes 2006; S. 2111 - EMU
B.1.16.4. Non-consolidated financial accounts – outstanding amounts 2006 (end of year); S.2111 – EMU

B.1.17.1. Non-consolidated financial accounts – outstanding amounts 2005 (end of year); S.2112 – European Union, not EMU
B.1.17.2. Non-consolidated financial accounts – transactions 2006; S. 2112 – European Union, not EMU
B.1.17.3. Non-consolidated financial accounts – revaluation changes 2006; S. 2112 – European Union, not EMU
B.1.17.4. Non-consolidated financial accounts – outstanding amounts 2006 (end of year); S. 2112 – European Union, not EMU

B.1.18.1. Non-consolidated financial accounts – outstanding amounts 2005 (end of year); S.22 – Others (not EU)
B.1.18.2. Non-consolidated financial accounts –transactions 2006; S. 22 – Others (not EU)
B.1.18.3. Non-consolidated financial accounts –revaluation changes 2006; S. 22 – Others (not EU)
B.1.18.4. Non-consolidated financial accounts – outstanding amounts 2004 (end of year); S.22 – Others (not EU)

A.1.1. Nekonsolidirani finančni računi - stanja 2001 (konec leta)

v mio EUR

A.1.1.

Vrsta post.	Oznaka	Finančni instrumenti	Institucionalni sektorji								
			S1	S11	S12	S121	S122	S123	S124	S125	S13
FSR	F	**Finančna sredstva**	79.217	22.623	27.377	4.729	17.041	3.526	340	1.741	12.322
FSR	1	Monetarno zlato in SDR	76	0	76	76	0	0	0	0	0
FSR	2	Gotovina in vloge	17.483	2.269	5.455	2.148	2.680	165	76	387	953
FSR	21	Gotovina	1.082	30	363	0	359	0	4	0	4
FSR	22	Prenosljive vloge	4.558	820	710	15	654	27	9	5	166
FSR	29	Druge vloge	11.843	1.419	4.383	2.133	1.667	138	63	382	783
FSR	3	Vrednostni papirji razen delnic	8.610	405	7.611	2.481	4.417	83	18	612	260
FSR	331	Kratkoročni	2.867	170	2.668	0	2.616	13	1	37	24
FSR	332	Dolgoročni	5.735	235	4.936	2.481	1.797	67	17	575	236
FSR	34	Izvedeni finančni instrumenti	8	0	8	0	4	4	0	0	0
FSR	4	Posojila	12.510	1.709	9.733	0	8.707	797	45	183	627
FSR	41	Kratkoročna	5.084	1.079	3.748	0	3.523	111	41	73	7
FSR	42	Dolgoročna	7.426	630	5.985	0	5.184	686	4	110	620
FSR	5	Delnice in drug lastniški kapital	24.392	8.732	3.242	13	684	2.142	170	231	7.487
FSR	511	Delnice, ki kotirajo	3.337	804	998	0	169	701	51	78	677
FSR	512	Delnice, ki ne kotirajo	10.730	2.744	1.734	13	373	1.132	96	120	4.661
FSR	513	Drug lastniški kapital	9.434	5.057	350	0	88	232	10	20	2.146
FSR	52	Delnice/enote investicijskih skladov	891	128	160	0	55	77	14	14	3
FSR	6	Zavarovalno tehnične rezervacije	1.358	231	155	0	40	0	1	115	2
FSR	611	Rezervacije iz življenjskih zavarovanj	478	0	0	0	0	0	0	0	0
FSR	612	Rezervacije iz pokojninskih zavarovanj	86	0	0	0	0	0	0	0	0
FSR	62	Druge tehnične rezervacije	793	231	155	0	40	0	1	115	2
FSR	7	Druge terjatve	14.789	9.277	1.105	10	514	339	30	213	2.993
FSR	71	Trgovinski krediti in avansi	8.232	7.296	242	2	18	130	7	85	302
FSR	79	Drugo	6.557	1.981	863	8	496	209	22	128	2.691
OBV	F	**Obveznosti**	80.067	41.128	24.930	3.966	16.471	2.200	244	2.049	9.741
OBV	2	Gotovina in vloge	13.571	0	13.567	1.501	12.066	0	0	0	4
OBV	21	Gotovina	696	0	692	692	0	0	0	0	4
OBV	22	Prenosljive vloge	4.608	0	4.608	579	4.029	0	0	0	0
OBV	29	Druge vloge	8.267	0	8.267	230	8.037	0	0	0	0
OBV	3	Vrednostni papirji razen delnic	7.842	185	3.058	2.451	565	27	12	3	4.598
OBV	331	Kratkoročni	2.872	54	2.585	2.451	125	6	1	3	233
OBV	332	Dolgoročni	4.963	128	470	0	440	19	11	0	4.365
OBV	34	Izvedeni finančni instrumenti	6	3	3	0	1	2	0	0	0
OBV	4	Posojila	17.304	9.953	2.878	0	1.690	1.014	107	68	1.226
OBV	41	Kratkoročna	5.034	3.915	385	0	198	87	86	13	131
OBV	42	Dolgoročna	12.271	6.038	2.494	0	1.492	927	20	55	1.095
OBV	5	Delnice in drug lastniški kapital	26.378	21.967	3.415	0	1.858	1.012	86	459	996
OBV	511	Delnice, ki kotirajo	3.666	3.289	377	0	338	36	4	0	0
OBV	512	Delnice, ki ne kotirajo	11.150	8.299	1.855	0	1.498	42	52	263	996
OBV	513	Drug lastniški kapital	10.653	10.379	274	0	22	200	31	22	0
OBV	52	Delnice/enote investicijskih skladov	909	0	909	0	0	734	0	175	0
OBV	6	Zavarovalno tehnične rezervacije	1.390	0	1.390	0	0	0	0	1.390	0
OBV	611	Rezervacije iz življenjskih zavarovanj	478	0	478	0	0	0	0	478	0
OBV	612	Rezervacije iz pokojninskih zavarovanj	86	0	86	0	0	0	0	86	0
OBV	62	Druge tehnične rezervacije	825	0	825	0	0	0	0	825	0
OBV	7	Druge obveznosti	13.582	9.023	622	14	292	148	39	129	2.916
OBV	71	Trgovinski krediti in avansi	7.862	6.719	136	0	33	58	14	31	386
OBV	79	Drugo	5.720	2.304	486	13	260	90	25	97	2.530
NETO		**Neto finančna sredstva**	-850	-18.505	2.447	762	571	1.326	96	-308	2.581
			Gospodarstvo Slovenije/ *Total economy*	Nefinančne družbe/ *Non-financial corporations*	Finančne družbe/ *Financial corporations*	Centralna banka/ *Central Bank*	Druge denarne finančne institucije/ *Other monetary financial institutions*	Drugi finančni posredniki / *Other financial intermediaries*	Izvajalci pomožnih finančnih dejavnosti/ *Financial auxiliaries*	Zavarovalnice in pokojninski skladi/ *Insurance corporations and pension funds*	Država/ *General government*
			S1	S11	S12	S121	S122	S123	S124	S125	S13

Non-consolidated financial accounts – outstanding amounts 2001 (end of year) A.1.1.

EUR millions

A.1.1.

Institutional sectors												
S1311	S1313	S1314	S14	S15	S2	S21	S2111	S2112	S22	Financial instruments	Code	Item type
10.217	1.020	1.085	16.648	247	12.377	9.992	8.588	1.404	2.385	**Financial assets**	F	FAS
0	0	0	0	0	-76	-70	0	-70	-6	Monetary gold and SDRs	1	FAS
628	196	130	8.675	129	515	215	209	6	300	Currency and deposits	2	FAS
1	2	1	685	0	0	0	0	0	0	Currency	21	FAS
109	44	13	2.810	51	189	68	65	3	121	Transferable deposits	22	FAS
518	150	116	5.180	78	326	147	144	3	179	Other deposits	29	FAS
168	30	62	333	0	1.924	1.448	982	466	476	Securities other than shares	3	FAS
19	5	0	5	0	7	7	7	0	0	Short-term	331	FAS
149	25	62	328	0	1.916	1.440	975	465	476	Long-term	332	FAS
0	0	0	0	0	0	0	0	0	0	Financial derivatives	34	FAS
528	89	10	431	10	5.101	4.591	3.871	720	510	Loans	4	FAS
1	4	2	242	7	37	29	29	0	7	Short-term	41	FAS
527	85	8	189	3	5.064	4.561	3.841	720	503	Long-term	42	FAS
6.392	495	599	4.850	82	2.679	2.214	2.031	183	465	Shares and other equity	5	FAS
329	18	330	854	4	382	332	260	72	50	Quoted shares	511	FAS
4.311	84	266	1.542	49	655	500	478	22	154	Unquoted shares	512	FAS
1.750	393	3	1.854	28	1.624	1.369	1.289	80	255	Other equity	513	FAS
3	0	0	600	1	19	13	4	9	6	Mutual funds shares	52	FAS
1	0	0	969	1	32	0	0	0	32	Insurance technical reserves	6	FAS
0	0	0	478	0	0	0	0	0	0	Life insurance reserves	611	FAS
0	0	0	86	0	0	0	0	0	0	Pension fund reserves	612	FAS
1	0	0	405	1	32	0	0	0	32	Other technical reserves	62	FAS
2.499	210	284	1.390	25	2.201	1.594	1.495	99	607	Other accounts receivable	7	FAS
154	100	48	379	14	2.031	1.452	1.356	97	579	Trade credits and advances	71	FAS
2.346	110	235	1.011	11	170	142	140	2	28	Other	79	FAS
8.323	360	1.058	4.199	69	11.527	7.303	5.966	1.337	4.223	**Liabilities**	F	LIA
4	0	0	0	0	4.427	3.965	2.867	1.098	462	Currency and deposits	2	LIA
4	0	0	0	0	386	231	225	6	155	Currency	21	LIA
0	0	0	0	0	139	103	98	5	36	Transferable deposits	22	LIA
0	0	0	0	0	3.902	3.631	2.544	1.086	272	Other deposits	29	LIA
4.594	4	0	0	0	2.692	1.928	1.812	116	764	Securities other than shares	3	LIA
229	4	0	0	0	2	2	1	1	1	Short-term	331	LIA
4.365	1	0	0	0	2.688	1.925	1.810	114	763	Long-term	332	LIA
0	0	0	0	0	2	1	1	0	0	Financial derivatives	34	LIA
1.009	90	127	3.197	49	306	114	113	1	192	Loans	4	LIA
0	3	127	594	9	87	52	51	1	35	Short-term	41	LIA
1.009	86	0	2.603	41	220	63	62	1	157	Long-term	42	LIA
301	0	695	0	0	693	177	169	9	516	Shares and other equity	5	LIA
0	0	0	0	0	52	18	15	3	34	Quoted shares	511	LIA
301	0	695	0	0	234	61	58	4	173	Unquoted shares	512	LIA
0	0	0	0	0	406	98	96	2	308	Other equity	513	LIA
0	0	0	0	0	1	0	0	0	0	Mutual funds shares	52	LIA
0	0	0	0	0	0	0	0	0	0	Insurance technical reserves	6	LIA
0	0	0	0	0	0	0	0	0	0	Life insurance reserves	611	LIA
0	0	0	0	0	0	0	0	0	0	Pension fund reserves	612	LIA
0	0	0	0	0	0	0	0	0	0	Other technical reserves	62	LIA
2.416	266	235	1.002	20	3.408	1.119	1.005	114	2.289	Other accounts payable	7	LIA
163	136	87	604	17	2.401	1.098	986	112	1.303	Trade credits and advances	71	LIA
2.252	130	148	398	3	1.007	20	18	2	986	Other	79	LIA
1.893	660	27	12.450	178	850	2.689	2.622	67	-1.839	**Net financial assets**		NETO
Centralna država/ *Central government*	Lokalna država/ *Local government*	Skladi socialne varnosti/ *Social security funds*	Gospodinjstva/ *Households*	Nepr. inštit., ki opravljajo storitve za gospod./ *Non-profit institutions serving households*	Tujina/ *Rest of the world*	EU/ *European Union*	EMU/ *Members of the EMU*	Ostale članice EU/ *European Union, not EMU*	Ostali (izven EU)/ *Others (not EU)*			
S1311	S1313	S1314	S14	S15	S2	S21	S2111	S2112	S22			

A.1.2. Nekonsolidirani finančni računi - transakcije 2002

v mio EUR

A.1.2.

Vrsta post.	Oznaka	Finančni instrumenti	Institucionalni sektorji								
			S1	S11	S12	S121	S122	S123	S124	S125	S13
FSR	F	**Finančna sredstva**	9.643	2.504	4.813	1.803	2.414	180	-40	456	161
FSR	1	Monetarno zlato in SDR	1	0	1	1	0	0	0	0	0
FSR	2	Gotovina in vloge	2.501	270	86	384	-418	95	5	20	680
FSR	21	Gotovina	357	2	-185	0	-185	0	-1	0	-1
FSR	22	Prenosljive vloge	102	-65	-163	-8	-154	-7	8	-1	-14
FSR	29	Druge vloge	2.041	334	434	393	-80	102	-2	21	695
FSR	3	Vrednostni papirji razen delnic	3.948	33	3.499	1.416	1.608	123	4	347	160
FSR	331	Kratkoročni	1.475	-38	1.479	0	1.418	9	1	51	30
FSR	332	Dolgoročni	2.446	57	2.008	1.415	179	114	3	297	129
FSR	34	Izvedeni finančni instrumenti	27	14	13	1	11	1	0	0	0
FSR	4	Posojila	2.269	542	1.571	5	1.194	278	5	89	63
FSR	41	Kratkoročna	540	234	239	5	215	23	3	-7	29
FSR	42	Dolgoročna	1.729	309	1.332	0	979	255	1	96	34
FSR	5	Delnice in drug lastniški kapital	-407	788	-232	-1	-6	-204	-51	30	-1.051
FSR	511	Delnice, ki kotirajo	-647	-158	-266	0	-37	-214	-15	1	-179
FSR	512	Delnice, ki ne kotirajo	-200	696	-62	-1	-8	-51	-31	29	-812
FSR	513	Drug lastniški kapital	356	227	72	0	14	60	3	-6	-56
FSR	52	Delnice/enote investicijskih skladov	83	23	24	0	25	2	-8	6	-4
FSR	6	Zavarovalno tehnične rezervacije	281	23	35	0	8	0	0	27	0
FSR	611	Rezervacije iz življenjskih zavarovanj	127	0	0	0	0	0	0	0	0
FSR	612	Rezervacije iz pokojninskih zavarovanj	61	0	0	0	0	0	0	0	0
FSR	62	Druge tehnične rezervacije	93	23	35	0	8	0	0	27	0
FSR	7	Druge terjatve	1.050	846	-147	-2	28	-112	-3	-57	310
FSR	71	Trgovinski krediti in avansi	833	790	42	-1	4	30	-1	10	-56
FSR	79	Drugo	218	56	-189	-1	23	-142	-2	-67	366
OBV	F	**Obveznosti**	9.866	3.321	5.381	1.802	2.465	551	-6	568	721
OBV	2	Gotovina in vloge	2.118	0	2.117	414	1.702	0	0	0	2
OBV	21	Gotovina	28	0	26	26	0	0	0	0	2
OBV	22	Prenosljive vloge	134	0	134	-88	222	0	0	0	0
OBV	29	Druge vloge	1.957	0	1.957	476	1.480	0	0	0	0
OBV	3	Vrednostni papirji razen delnic	2.601	19	1.703	1.382	285	16	0	21	879
OBV	331	Kratkoročni	1.530	-1	1.384	1.382	-25	19	0	9	146
OBV	332	Dolgoročni	1.043	0	311	0	303	-4	0	12	733
OBV	34	Izvedeni finančni instrumenti	28	20	8	0	7	1	0	0	0
OBV	4	Posojila	2.921	1.623	947	0	427	406	3	111	-1
OBV	41	Kratkoročna	412	249	58	0	-41	72	6	21	13
OBV	42	Dolgoročna	2.509	1.374	888	0	468	334	-4	90	-14
OBV	5	Delnice in drug lastniški kapital	939	674	225	0	29	78	-14	132	39
OBV	511	Delnice, ki kotirajo	71	52	19	0	3	17	-2	0	0
OBV	512	Delnice, ki ne kotirajo	471	302	129	0	26	0	-17	121	39
OBV	513	Drug lastniški kapital	331	321	10	0	0	5	5	0	0
OBV	52	Delnice/enote investicijskih skladov	66	0	66	0	0	55	0	11	0
OBV	6	Zavarovalno tehnične rezervacije	298	0	298	0	0	0	0	298	0
OBV	611	Rezervacije iz življenjskih zavarovanj	127	0	127	0	0	0	0	127	0
OBV	612	Rezervacije iz pokojninskih zavarovanj	61	0	61	0	0	0	0	61	0
OBV	62	Druge tehnične rezervacije	110	0	110	0	0	0	0	110	0
OBV	7	Druge obveznosti	988	1.005	91	6	22	51	6	6	-198
OBV	71	Trgovinski krediti in avansi	774	665	43	0	17	27	-5	4	29
OBV	79	Drugo	213	339	48	6	4	24	11	2	-227
NETO		**Neto finančna sredstva**	-222	-817	-568	1	-51	-371	-35	-112	-560
			Gospodarstvo Slovenije/ *Total economy*	Nefinančne družbe/ *Non-financial corporations*	Finančne družbe/ *Financial corporations*	Centralna banka/ *Central Bank*	Druge denarne finančne institucije/ *Other monetary financial institutions*	Drugi finančni posredniki / *Other financial intermediaries*	Izvajalci pomožnih finančnih dejavnosti/ *Financial auxiliaries*	Zavarovalnice in pokojninski skladi/ *Insurance corporations and pension funds*	Država/ *General government*
			S1	S11	S12	S121	S122	S123	S124	S125	S13

Non-consolidated financial accounts – transactions 2002 A.1.2.

EUR millions

A.1.2.

Institutional sectors												
S1311	S1313	S1314	S14	S15	S2	S21	S2111	S2112	S22	Financial instruments	Code	Item type
77	47	37	2.117	48	3.003	2.092	1.821	271	911	**Financial assets**	F	FAS
0	0	0	0	0	-1	-1	0	-1	-1	Monetary gold and SDRs	1	FAS
648	19	13	1.431	33	150	131	128	3	19	Currency and deposits	2	FAS
0	-1	0	542	0	0	0	0	0	0	Currency	21	FAS
-15	13	-13	332	12	-34	-14	-17	3	-21	Transferable deposits	22	FAS
663	6	25	557	22	184	145	145	0	39	Other deposits	29	FAS
92	20	47	257	0	92	80	63	17	12	Securities other than shares	3	FAS
32	-1	0	5	0	55	46	28	18	9	Short-term	331	FAS
60	22	48	252	0	23	20	21	-1	3	Long-term	332	FAS
0	0	0	0	0	14	14	14	0	0	Financial derivatives	34	FAS
43	24	-5	91	3	1.021	1.021	785	236	0	Loans	4	FAS
32	-2	-1	38	1	42	46	43	3	-4	Short-term	41	FAS
12	26	-4	54	1	979	975	742	233	4	Long-term	42	FAS
-984	-11	-56	73	14	1.570	796	778	17	774	Shares and other equity	5	FAS
-90	0	-88	-40	-4	793	-43	28	-71	836	Quoted shares	511	FAS
-819	-11	18	-30	8	738	736	729	8	2	Unquoted shares	512	FAS
-70	0	14	102	11	52	111	24	87	-60	Other equity	513	FAS
-4	0	0	41	-1	-14	-9	-3	-6	-4	Mutual funds shares	52	FAS
0	0	0	222	0	18	0	0	0	18	Insurance technical reserves	6	FAS
0	0	0	127	0	0	0	0	0	0	Life insurance reserves	611	FAS
0	0	0	61	0	0	0	0	0	0	Pension fund reserves	612	FAS
0	0	0	34	0	18	0	0	0	18	Other technical reserves	62	FAS
277	-5	38	43	-2	155	65	66	-1	90	Other accounts receivable	7	FAS
-32	-23	-1	60	-3	165	64	66	-3	101	Trade credits and advances	71	FAS
309	18	39	-17	1	-10	1	0	1	-11	Other	79	FAS
562	92	67	443	0	2.781	2.362	2.083	279	419	**Liabilities**	F	LIA
2	0	0	0	0	532	454	173	281	78	Currency and deposits	2	LIA
2	0	0	0	0	329	240	238	2	89	Currency	21	LIA
0	0	0	0	0	-66	-49	-49	0	-17	Transferable deposits	22	LIA
0	0	0	0	0	269	263	-16	279	5	Other deposits	29	LIA
880	-1	0	0	0	1.438	1.575	1.573	2	-137	Securities other than shares	3	LIA
146	0	0	0	0	1	1	1	0	0	Short-term	331	LIA
733	0	0	0	0	1.426	1.563	1.561	2	-137	Long-term	332	LIA
0	0	0	0	0	12	11	12	0	1	Financial derivatives	34	LIA
-57	47	10	352	1	369	152	149	3	217	Loans	4	LIA
1	3	9	91	1	169	95	94	1	74	Short-term	41	LIA
-59	44	1	261	0	199	57	55	2	142	Long-term	42	LIA
0	0	39	0	0	223	131	131	0	93	Shares and other equity	5	LIA
0	0	0	0	0	76	27	26	1	49	Quoted shares	511	LIA
0	0	39	0	0	68	80	81	-2	-12	Unquoted shares	512	LIA
0	0	0	0	0	77	22	21	1	55	Other equity	513	LIA
0	0	0	0	0	3	3	3	0	0	Mutual funds shares	52	LIA
0	0	0	0	0	0	0	0	0	0	Insurance technical reserves	6	LIA
0	0	0	0	0	0	0	0	0	0	Life insurance reserves	611	LIA
0	0	0	0	0	0	0	0	0	0	Pension fund reserves	612	LIA
0	0	0	0	0	0	0	0	0	0	Other technical reserves	62	LIA
-262	46	18	92	-1	218	49	55	-7	169	Other accounts payable	7	LIA
5	18	7	38	-1	224	49	55	-6	175	Trade credits and advances	71	LIA
-267	28	11	54	-1	-6	0	0	0	-6	Other	79	LIA
-485	-45	-30	1.674	49	222	-270	-262	-8	492	**Net financial assets**		NETO
Centralna država/ *Central government*	Lokalna država/ *Local government*	Skladi socialne varnosti/ *Social security funds*	Gospodinjstva/ *Households*	Nepr. inštit., ki opravljajo storitve za gospod./ *Non-profit institutions serving households*	Tujina/ *Rest of the world*	EU/ *European Union*	EMU/ *Members of the EMU*	Ostale članice EU/ *European Union, not EMU*	Ostali (izven EU)/ *Others (not EU)*			
S1311	S1313	S1314	S14	S15	S2	S21	S2111	S2112	S22			

A.1.3. Nekonsolidirani finančni računi - vrednostne spremembe 2002

v mio EUR

A.1.3.

Vrsta post.	Oznaka	Finančni instrumenti	Institucionalni sektorji								
			S1	S11	S12	S121	S122	S123	S124	S125	S13
FSR	F	**Finančna sredstva**	4.319	1.115	1.132	112	366	509	38	107	917
FSR	1	Monetarno zlato in SDR	6	0	6	6	0	0	0	0	0
FSR	2	Gotovina in vloge	142	14	81	59	17	1	1	4	0
FSR	21	Gotovina	0	0	0	0	0	0	0	0	0
FSR	22	Prenosljive vloge	0	0	0	0	0	0	0	0	0
FSR	29	Druge vloge	142	14	81	59	17	1	1	4	0
FSR	3	Vrednostni papirji razen delnic	248	7	215	46	142	2	1	24	10
FSR	331	Kratkoročni	54	1	52	0	52	0	0	0	0
FSR	332	Dolgoročni	194	6	162	46	90	2	1	24	10
FSR	34	Izvedeni finančni instrumenti	0	0	0	0	0	0	0	0	0
FSR	4	Posojila	93	10	73	0	64	7	0	1	6
FSR	41	Kratkoročna	25	5	18	0	17	1	0	0	0
FSR	42	Dolgoročna	68	5	55	0	47	7	0	1	6
FSR	5	Delnice in drug lastniški kapital	3.812	1.110	744	2	138	495	36	74	899
FSR	511	Delnice, ki kotirajo	1.848	325	540	0	77	396	24	43	450
FSR	512	Delnice, ki ne kotirajo	715	178	74	2	20	29	3	20	406
FSR	513	Drug lastniški kapital	820	537	36	0	7	26	1	2	41
FSR	52	Delnice/enote investicijskih skladov	427	71	95	0	34	45	8	8	2
FSR	6	Zavarovalno tehnične rezervacije	14	2	2	0	0	0	0	1	0
FSR	611	Rezervacije iz življenjskih zavarovanj	5	0	0	0	0	0	0	0	0
FSR	612	Rezervacije iz pokojninskih zavarovanj	1	0	0	0	0	0	0	0	0
FSR	62	Druge tehnične rezervacije	8	2	2	0	0	0	0	1	0
FSR	7	Druge terjatve	4	-30	11	0	5	3	0	2	2
FSR	71	Trgovinski krediti in avansi	-20	-26	2	0	0	1	0	1	-1
FSR	79	Drugo	24	-4	9	0	5	2	0	1	3
OBV	F	**Obveznosti**	4.063	2.958	726	47	144	461	14	61	341
OBV	2	Gotovina in vloge	75	0	75	-5	79	0	0	0	0
OBV	21	Gotovina	0	0	0	0	0	0	0	0	0
OBV	22	Prenosljive vloge	0	0	0	0	0	0	0	0	0
OBV	29	Druge vloge	75	0	75	-5	79	0	0	0	0
OBV	3	Vrednostni papirji razen delnic	289	3	61	52	8	0	0	0	225
OBV	331	Kratkoročni	54	1	53	52	1	0	0	0	0
OBV	332	Dolgoročni	235	2	8	0	7	0	0	0	225
OBV	34	Izvedeni finančni instrumenti	0	0	0	0	0	0	0	0	0
OBV	4	Posojila	139	80	27	0	16	10	1	1	3
OBV	41	Kratkoročna	25	20	2	0	1	0	0	0	0
OBV	42	Dolgoročna	114	60	25	0	15	9	0	1	3
OBV	5	Delnice in drug lastniški kapital	3.532	2.884	544	0	37	449	13	45	104
OBV	511	Delnice, ki kotirajo	1.702	1.873	-171	0	-193	20	2	0	0
OBV	512	Delnice, ki ne kotirajo	493	156	233	0	228	-34	7	33	104
OBV	513	Drug lastniški kapital	896	855	41	0	3	22	4	12	0
OBV	52	Delnice/enote investicijskih skladov	441	0	441	0	0	441	0	0	0
OBV	6	Zavarovalno tehnične rezervacije	14	0	14	0	0	0	0	14	0
OBV	611	Rezervacije iz življenjskih zavarovanj	5	0	5	0	0	0	0	5	0
OBV	612	Rezervacije iz pokojninskih zavarovanj	1	0	1	0	0	0	0	1	0
OBV	62	Druge tehnične rezervacije	8	0	8	0	0	0	0	8	0
OBV	7	Druge obveznosti	15	-9	6	0	3	1	0	1	9
OBV	71	Trgovinski krediti in avansi	-42	-50	1	0	0	1	0	0	1
OBV	79	Drugo	56	41	5	0	3	1	0	1	8
NETO		**Neto finančna sredstva**	256	-1.843	406	65	223	49	24	46	576
			Gospodarstvo Slovenije/ *Total economy*	Nefinančne družbe/ *Non-financial corporations*	Finančne družbe/ *Financial corporations*	Centralna banka/ *Central Bank*	Druge denarne finančne institucije/ *Other monetary financial institutions*	Drugi finančni posredniki / *Other financial intermediaries*	Izvajalci pomožnih finančnih dejavnosti/ *Financial auxiliaries*	Zavarovalnice in pokojninski skladi/ *Insurance corporations and pension funds*	Država/ *General government*
			S1	S11	S12	S121	S122	S123	S124	S125	S13

Non-consolidated financial accounts – revaluation changes 2002 A.1.3.

EUR millions

A.1.3.

Institutional sectors												
S1311	S1313	S1314	S14	S15	S2	S21	S2111	S2112	S22	Financial instruments	Code	Item type
711	21	184	1.153	2	-137	-36	-140	104	-101	**Financial assets**	F	FAS
0	0	0	0	0	-6	-6	0	-6	0	Monetary gold and SDRs	1	FAS
-2	1	0	46	1	3	1	1	0	2	Currency and deposits	2	FAS
0	0	0	0	0	0	0	0	0	0	Currency	21	FAS
0	0	0	0	0	0	0	0	0	0	Transferable deposits	22	FAS
-2	1	0	46	1	3	1	1	0	2	Other deposits	29	FAS
6	1	3	16	0	98	74	49	24	25	Securities other than shares	3	FAS
0	0	0	0	0	0	0	0	0	0	Short-term	331	FAS
6	1	3	16	0	98	74	49	24	25	Long-term	332	FAS
0	0	0	0	0	0	0	0	0	0	Financial derivatives	34	FAS
5	1	0	3	0	47	43	37	6	4	Loans	4	FAS
0	0	0	1	0	0	0	0	0	0	Short-term	41	FAS
5	1	0	2	0	47	43	37	6	4	Long-term	42	FAS
698	20	181	1.057	1	-211	-107	-190	83	-104	Shares and other equity	5	FAS
225	7	218	532	2	-161	-1	-59	58	-160	Quoted shares	511	FAS
430	10	-34	62	-5	-192	-193	-210	18	1	Unquoted shares	512	FAS
41	3	-3	204	3	129	78	76	1	51	Other equity	513	FAS
2	0	0	259	1	14	9	3	6	4	Mutual funds shares	52	FAS
0	0	0	10	0	0	0	0	0	0	Insurance technical reserves	6	FAS
0	0	0	5	0	0	0	0	0	0	Life insurance reserves	611	FAS
0	0	0	1	0	0	0	0	0	0	Pension fund reserves	612	FAS
0	0	0	4	0	0	0	0	0	0	Other technical reserves	62	FAS
4	-2	0	20	0	-69	-41	-38	-3	-28	Other accounts receivable	7	FAS
0	-2	0	5	0	-93	-51	-49	-3	-41	Trade credits and advances	71	FAS
3	0	0	16	0	24	10	10	0	13	Other	79	FAS
203	9	129	37	1	119	112	78	34	7	**Liabilities**	F	LIA
0	0	0	0	0	71	74	42	32	-3	Currency and deposits	2	LIA
0	0	0	0	0	0	0	0	0	0	Currency	21	LIA
0	0	0	0	0	0	0	0	0	0	Transferable deposits	22	LIA
0	0	0	0	0	71	74	42	32	-3	Other deposits	29	LIA
225	0	0	0	0	58	42	39	3	16	Securities other than shares	3	LIA
0	0	0	0	0	0	0	0	0	0	Short-term	331	LIA
225	0	0	0	0	58	42	39	3	16	Long-term	332	LIA
0	0	0	0	0	0	0	0	0	0	Financial derivatives	34	LIA
2	1	0	29	0	1	1	1	0	1	Loans	4	LIA
0	0	0	3	0	0	0	0	0	0	Short-term	41	LIA
2	1	0	26	0	1	0	0	0	0	Long-term	42	LIA
-25	0	129	0	0	69	16	16	0	53	Shares and other equity	5	LIA
0	0	0	0	0	-14	-5	-4	-1	-9	Quoted shares	511	LIA
-25	0	129	0	0	30	8	8	0	22	Unquoted shares	512	LIA
0	0	0	0	0	53	13	12	0	40	Other equity	513	LIA
0	0	0	0	0	0	0	0	0	0	Mutual funds shares	52	LIA
0	0	0	0	0	0	0	0	0	0	Insurance technical reserves	6	LIA
0	0	0	0	0	0	0	0	0	0	Life insurance reserves	611	LIA
0	0	0	0	0	0	0	0	0	0	Pension fund reserves	612	LIA
0	0	0	0	0	0	0	0	0	0	Other technical reserves	62	LIA
1	8	1	8	0	-81	-20	-20	-1	-60	Other accounts payable	7	LIA
-4	5	0	5	0	-71	-18	-17	-1	-54	Trade credits and advances	71	LIA
4	3	0	3	0	-9	-3	-2	0	-7	Other	79	LIA
508	13	55	1.115	2	-256	-148	-218	70	-108	**Net financial assets**		NETO
Centralna država/ *Central government*	Lokalna država/ *Local government*	Skladi socialne varnosti/ *Social security funds*	Gospodinjstva/ *Households*	Nepr. inštit., ki opravljajo storitve za gospod./ *Non-profit institutions serving households*	Tujina/ *Rest of the world*	EU/ *European Union*	EMU/ *Members of the EMU*	Ostale članice EU/ *European Union, not EMU*	Ostali (izven EU)/ *Others (not EU)*			
S1311	S1313	S1314	S14	S15	S2	S21	S2111	S2112	S22			

A.1.4. Nekonsolidirani finančni računi - stanja 2002 (konec leta)

v mio EUR

A.1.4.

Vrsta post.	Oznaka	Finančni instrumenti	Institucionalni sektorji								
			S1	S11	S12	S121	S122	S123	S124	S125	S13
FSR	F	**Finančna sredstva**	93.179	26.242	33.322	6.644	19.821	4.215	338	2.304	13.400
FSR	1	Monetarno zlato in SDR	83	0	83	83	0	0	0	0	0
FSR	2	Gotovina in vloge	20.126	2.554	5.622	2.591	2.278	261	82	411	1.633
FSR	21	Gotovina	1.439	32	178	0	174	0	3	0	3
FSR	22	Prenosljive vloge	4.660	755	547	7	500	19	17	4	153
FSR	29	Druge vloge	14.027	1.767	4.898	2.584	1.604	241	62	407	1.478
FSR	3	Vrednostni papirji razen delnic	12.806	445	11.324	3.943	6.166	209	23	984	430
FSR	331	Kratkoročni	4.396	133	4.198	0	4.086	22	2	88	55
FSR	332	Dolgoročni	8.375	297	7.106	3.942	2.066	183	20	896	376
FSR	34	Izvedeni finančni instrumenti	35	14	20	1	15	4	0	0	0
FSR	4	Posojila	14.872	2.262	11.377	5	9.966	1.082	50	274	696
FSR	41	Kratkoročna	5.649	1.318	4.005	5	3.755	134	44	67	36
FSR	42	Dolgoročna	9.223	943	7.372	0	6.210	948	6	207	660
FSR	5	Delnice in drug lastniški kapital	27.796	10.631	3.754	14	816	2.433	156	335	7.335
FSR	511	Delnice, ki kotirajo	4.538	971	1.272	0	208	882	59	122	948
FSR	512	Delnice, ki ne kotirajo	11.245	3.618	1.746	14	385	1.110	68	169	4.255
FSR	513	Drug lastniški kapital	10.611	5.821	458	0	109	318	14	17	2.131
FSR	52	Delnice/enote investicijskih skladov	1.402	221	279	0	114	123	14	28	1
FSR	6	Zavarovalno tehnične rezervacije	1.652	256	192	0	48	0	1	143	2
FSR	611	Rezervacije iz življenjskih zavarovanj	610	0	0	0	0	0	0	0	0
FSR	612	Rezervacije iz pokojninskih zavarovanj	148	0	0	0	0	0	0	0	0
FSR	62	Druge tehnične rezervacije	894	256	192	0	48	0	1	143	2
FSR	7	Druge terjatve	15.843	10.094	969	8	546	230	27	158	3.304
FSR	71	Trgovinski krediti in avansi	9.045	8.060	286	1	22	161	6	96	244
FSR	79	Drugo	6.798	2.034	683	7	524	69	21	62	3.060
OBV	F	**Obveznosti**	93.996	47.407	31.037	5.816	19.079	3.211	252	2.678	10.803
OBV	2	Gotovina in vloge	15.764	0	15.758	1.911	13.847	0	0	0	6
OBV	21	Gotovina	724	0	718	718	0	0	0	0	6
OBV	22	Prenosljive vloge	4.742	0	4.742	491	4.251	0	0	0	0
OBV	29	Druge vloge	10.298	0	10.298	702	9.596	0	0	0	0
OBV	3	Vrednostni papirji razen delnic	10.732	207	4.823	3.885	859	43	12	24	5.702
OBV	331	Kratkoročni	4.455	53	4.023	3.885	101	25	0	12	379
OBV	332	Dolgoročni	6.241	130	788	0	749	15	11	12	5.323
OBV	34	Izvedeni finančni instrumenti	35	23	12	0	8	3	0	0	0
OBV	4	Posojila	20.365	11.656	3.852	0	2.133	1.430	110	180	1.228
OBV	41	Kratkoročna	5.471	4.184	445	0	158	160	93	35	144
OBV	42	Dolgoročna	14.894	7.472	3.407	0	1.975	1.270	17	145	1.084
OBV	5	Delnice in drug lastniški kapital	30.849	25.526	4.184	0	1.924	1.538	85	637	1.140
OBV	511	Delnice, ki kotirajo	5.439	5.214	225	0	148	73	4	0	0
OBV	512	Delnice, ki ne kotirajo	12.114	8.758	2.217	0	1.752	7	41	416	1.140
OBV	513	Drug lastniški kapital	11.879	11.554	325	0	24	227	40	34	0
OBV	52	Delnice/enote investicijskih skladov	1.417	0	1.417	0	0	1.231	0	186	0
OBV	6	Zavarovalno tehnične rezervacije	1.702	0	1.702	0	0	0	0	1.702	0
OBV	611	Rezervacije iz življenjskih zavarovanj	610	0	610	0	0	0	0	610	0
OBV	612	Rezervacije iz pokojninskih zavarovanj	148	0	148	0	0	0	0	148	0
OBV	62	Druge tehnične rezervacije	944	0	944	0	0	0	0	944	0
OBV	7	Druge obveznosti	14.585	10.018	719	20	317	200	45	136	2.727
OBV	71	Trgovinski krediti in avansi	8.595	7.335	181	1	51	85	9	35	416
OBV	79	Drugo	5.990	2.684	538	20	267	115	36	101	2.311
NETO		**Neto finančna sredstva**	-817	-21.165	2.285	828	742	1.004	86	-374	2.597
			Gospodarstvo Slovenije/ *Total economy*	Nefinančne družbe/ *Non-financial corporations*	Finančne družbe/ *Financial corporations*	Centralna banka/ *Central Bank*	Druge denarne finančne institucije/ *Other monetary financial institutions*	Drugi finančni posredniki / *Other financial intermediaries*	Izvajalci pomožnih finančnih dejavnosti/ *Financial auxiliaries*	Zavarovalnice in pokojninski skladi/ *Insurance corporations and pension funds*	Država/ *General government*
			S1	S11	S12	S121	S122	S123	S124	S125	S13

Non-consolidated financial accounts – outstanding amounts 2002 (end of year) A.1.4.

EUR millions

A.1.4.

Institutional sectors												
S1311	S1313	S1314	S14	S15	S2	S21	S2111	S2112	S22	Financial instruments	Code	Item type
11.005	1.089	1.306	19.919	297	15.243	12.049	10.269	1.780	3.194	**Financial assets**	F	FAS
0	0	0	0	0	-83	-77	0	-77	-7	Monetary gold and SDRs	1	FAS
1.274	216	142	10.153	163	668	348	339	9	321	Currency and deposits	2	FAS
0	1	1	1.227	0	0	0	0	0	0	Currency	21	FAS
95	58	0	3.143	63	155	55	49	6	100	Transferable deposits	22	FAS
1.179	157	141	5.784	100	513	293	290	3	220	Other deposits	29	FAS
266	51	113	607	0	2.114	1.601	1.094	507	513	Securities other than shares	3	FAS
51	4	0	10	0	62	53	36	18	9	Short-term	331	FAS
215	48	113	596	0	2.038	1.534	1.045	489	504	Long-term	332	FAS
0	0	0	0	0	14	14	14	0	0	Financial derivatives	34	FAS
577	114	5	525	13	6.169	5.655	4.693	962	514	Loans	4	FAS
33	2	1	281	9	79	76	73	3	3	Short-term	41	FAS
544	112	4	244	4	6.090	5.579	4.621	959	511	Long-term	42	FAS
6.106	504	724	5.980	97	4.038	2.903	2.619	284	1.135	Shares and other equity	5	FAS
463	25	459	1.345	3	1.014	289	229	59	726	Quoted shares	511	FAS
3.922	82	251	1.575	52	1.201	1.044	996	48	157	Unquoted shares	512	FAS
1.721	396	14	2.159	42	1.804	1.558	1.390	168	246	Other equity	513	FAS
1	0	0	900	1	19	13	4	8	6	Mutual funds shares	52	FAS
1	0	1	1.201	1	50	0	0	0	50	Insurance technical reserves	6	FAS
0	0	0	610	0	0	0	0	0	0	Life insurance reserves	611	FAS
0	0	0	148	0	0	0	0	0	0	Pension fund reserves	612	FAS
1	0	1	443	1	50	0	0	0	50	Other technical reserves	62	FAS
2.780	202	322	1.453	23	2.287	1.618	1.523	95	669	Other accounts receivable	7	FAS
122	74	48	443	11	2.104	1.465	1.374	91	639	Trade credits and advances	71	FAS
2.658	128	274	1.009	12	183	153	149	4	30	Other	79	FAS
9.088	461	1.254	4.680	69	14.426	9.777	8.127	1.650	4.649	**Liabilities**	F	LIA
6	0	0	0	0	5.031	4.494	3.083	1.411	537	Currency and deposits	2	LIA
6	0	0	0	0	715	471	463	9	244	Currency	21	LIA
0	0	0	0	0	73	54	49	5	19	Transferable deposits	22	LIA
0	0	0	0	0	4.242	3.968	2.571	1.398	274	Other deposits	29	LIA
5.699	4	0	0	0	4.189	3.545	3.425	120	644	Securities other than shares	3	LIA
376	3	0	0	0	3	2	2	1	0	Short-term	331	LIA
5.323	0	0	0	0	4.172	3.530	3.410	120	642	Long-term	332	LIA
0	0	0	0	0	14	13	13	0	1	Financial derivatives	34	LIA
954	138	137	3.578	51	677	267	263	4	409	Loans	4	LIA
2	6	136	688	9	257	147	146	1	110	Short-term	41	LIA
952	131	1	2.890	41	420	120	117	3	300	Long-term	42	LIA
276	0	863	0	0	985	324	316	8	661	Shares and other equity	5	LIA
0	0	0	0	0	114	40	37	3	74	Quoted shares	511	LIA
276	0	863	0	0	332	149	146	2	183	Unquoted shares	512	LIA
0	0	0	0	0	536	132	129	3	403	Other equity	513	LIA
0	0	0	0	0	3	3	3	0	0	Mutual funds shares	52	LIA
0	0	0	0	0	0	0	0	0	0	Insurance technical reserves	6	LIA
0	0	0	0	0	0	0	0	0	0	Life insurance reserves	611	LIA
0	0	0	0	0	0	0	0	0	0	Pension fund reserves	612	LIA
0	0	0	0	0	0	0	0	0	0	Other technical reserves	62	LIA
2.154	320	253	1.102	19	3.545	1.147	1.041	107	2.398	Other accounts payable	7	LIA
164	158	94	647	16	2.554	1.130	1.024	105	1.424	Trade credits and advances	71	LIA
1.990	161	160	455	2	992	18	16	1	974	Other	79	LIA
1.917	628	53	15.239	228	817	2.272	2.142	129	-1.455	**Net financial assets**		NETO
Centralna država/ *Central government*	Lokalna država/ *Local government*	Skladi socialne varnosti/ *Social security funds*	Gospodinjstva/ *Households*	Nepr. inštit., ki opravljajo storitve za gospod./ *Non-profit institutions serving households*	Tujina/ *Rest of the world*	EU/ *European Union*	EMU/ *Members of the EMU*	Ostale članice EU/ *European Union, not EMU*	Ostali (izven EU)/ *Others (not EU)*			
S1311	S1313	S1314	S14	S15	S2	S21	S2111	S2112	S22			

A.1.5. Nekonsolidirani finančni računi - transakcije 2003

v mio EUR

A.1.5.

Vrsta post.	Oznaka	Finančni instrumenti	Institucionalni sektorji								
			S1	S11	S12	S121	S122	S123	S124	S125	S13
FSR	F	**Finančna sredstva**	6.738	1.952	3.127	345	1.859	300	-45	667	-217
FSR	1	Monetarno zlato in SDR	1	0	1	1	0	0	0	0	0
FSR	2	Gotovina in vloge	-14	106	-1.082	-817	-239	-36	-14	24	-245
FSR	21	Gotovina	558	23	1	0	1	0	0	0	1
FSR	22	Prenosljive vloge	584	116	63	0	67	-3	-2	1	-51
FSR	29	Druge vloge	-1.157	-34	-1.145	-816	-307	-34	-11	23	-196
FSR	3	Vrednostni papirji razen delnic	2.416	47	2.370	1.172	659	109	1	430	27
FSR	331	Kratkoročni	408	8	417	0	378	26	2	11	-18
FSR	332	Dolgoročni	2.006	43	1.948	1.173	269	88	-1	419	45
FSR	34	Izvedeni finančni instrumenti	2	-3	6	-1	11	-4	0	0	0
FSR	4	Posojila	2.169	134	1.945	-5	1.560	287	-6	109	2
FSR	41	Kratkoročna	563	17	451	-5	409	34	-6	19	52
FSR	42	Dolgoročna	1.606	117	1.494	0	1.152	252	0	90	-50
FSR	5	Delnice in drug lastniški kapital	967	907	-50	-2	-31	-62	-22	67	-42
FSR	511	Delnice, ki kotirajo	74	20	48	0	-58	111	-17	12	-9
FSR	512	Delnice, ki ne kotirajo	735	849	-61	-2	22	-107	-14	39	-25
FSR	513	Drug lastniški kapital	25	-21	-23	0	10	-41	9	0	-12
FSR	52	Delnice/enote investicijskih skladov	133	59	-14	0	-5	-25	0	16	4
FSR	6	Zavarovalno tehnične rezervacije	309	-9	21	0	0	0	0	21	-2
FSR	611	Rezervacije iz življenjskih zavarovanj	116	0	0	0	0	0	0	0	0
FSR	612	Rezervacije iz pokojninskih zavarovanj	84	0	0	0	0	0	0	0	0
FSR	62	Druge tehnične rezervacije	109	-9	21	0	0	0	0	21	-2
FSR	7	Druge terjatve	890	767	-79	-5	-89	3	-4	16	42
FSR	71	Trgovinski krediti in avansi	671	666	11	0	-6	-11	1	26	-79
FSR	79	Drugo	219	102	-90	-5	-84	14	-5	-10	121
OBV	F	**Obveznosti**	7.114	2.964	3.193	402	1.813	467	-7	518	453
OBV	2	Gotovina in vloge	903	0	901	9	892	0	0	0	2
OBV	21	Gotovina	60	0	58	58	0	0	0	0	2
OBV	22	Prenosljive vloge	575	0	575	3	572	0	0	0	0
OBV	29	Druge vloge	268	0	268	-52	320	0	0	0	0
OBV	3	Vrednostni papirji razen delnic	1.130	11	667	407	229	-5	-1	37	451
OBV	331	Kratkoročni	371	9	409	407	2	-3	0	2	-47
OBV	332	Dolgoročni	758	10	254	0	221	-1	-1	35	494
OBV	34	Izvedeni finančni instrumenti	1	-8	5	0	6	-1	0	0	5
OBV	4	Posojila	3.275	1.781	1.158	0	668	409	-9	90	-22
OBV	41	Kratkoročna	854	475	264	0	208	67	-4	-7	53
OBV	42	Dolgoročna	2.421	1.306	894	0	460	342	-5	97	-75
OBV	5	Delnice in drug lastniški kapital	865	618	247	0	81	106	10	50	0
OBV	511	Delnice, ki kotirajo	-5	-12	6	0	0	0	6	0	0
OBV	512	Delnice, ki ne kotirajo	2	-70	72	0	67	0	-9	13	0
OBV	513	Drug lastniški kapital	750	699	51	0	14	24	13	0	0
OBV	52	Delnice/enote investicijskih skladov	118	0	118	0	0	81	0	37	0
OBV	6	Zavarovalno tehnične rezervacije	305	0	305	0	0	0	0	305	0
OBV	611	Rezervacije iz življenjskih zavarovanj	116	0	116	0	0	0	0	116	0
OBV	612	Rezervacije iz pokojninskih zavarovanj	84	0	84	0	0	0	0	84	0
OBV	62	Druge tehnične rezervacije	105	0	105	0	0	0	0	105	0
OBV	7	Druge obveznosti	635	554	-86	-14	-58	-43	-7	36	22
OBV	71	Trgovinski krediti in avansi	473	415	3	0	-13	-4	2	18	-40
OBV	79	Drugo	162	139	-90	-14	-44	-40	-10	18	62
NETO		**Neto finančna sredstva**	-376	-1.012	-66	-57	46	-167	-38	149	-670
			Gospodarstvo Slovenije/ *Total economy*	Nefinančne družbe/ *Non-financial corporations*	Finančne družbe/ *Financial corporations*	Centralna banka/ *Central Bank*	Druge denarne finančne institucije/ *Other monetary financial institutions*	Drugi finančni posredniki / *Other financial intermediaries*	Izvajalci pomožnih finančnih dejavnosti/ *Financial auxiliaries*	Zavarovalnice in pokojninski skladi/ *Insurance corporations and pension funds*	Država/ *General government*
			S1	S11	S12	S121	S122	S123	S124	S125	S13

Non-consolidated financial accounts – transactions 2003 A.1.5.

EUR millions

A.1.5.

Institutional sectors												
S1311	S1313	S1314	S14	S15	S2	S21	S2111	S2112	S22	Financial instruments	Code	Item type
-195	-42	20	1.862	15	1.953	1.790	1.506	284	163	**Financial assets**	F	FAS
0	0	0	0	0	-1	0	-53	53	-1	Monetary gold and SDRs	1	FAS
-243	3	-5	1.191	16	407	436	435	1	-29	Currency and deposits	2	FAS
0	0	1	533	0	0	0	0	0	0	Currency	21	FAS
-54	3	0	445	12	19	1	-1	1	18	Transferable deposits	22	FAS
-190	0	-6	214	4	388	435	436	0	-47	Other deposits	29	FAS
12	16	-1	-30	2	-78	-39	-14	-25	-39	Securities other than shares	3	FAS
-15	-3	0	2	0	-26	-20	-23	3	-6	Short-term	331	FAS
27	19	-1	-32	2	-43	-9	20	-29	-34	Long-term	332	FAS
0	0	0	0	0	-9	-10	-11	1	1	Financial derivatives	34	FAS
35	-34	1	90	-1	1.362	1.256	968	288	106	Loans	4	FAS
54	-1	-1	44	-1	281	263	263	-1	18	Short-term	41	FAS
-19	-33	2	46	0	1.081	993	704	289	88	Long-term	42	FAS
-44	1	1	164	-12	194	67	95	-28	127	Shares and other equity	5	FAS
-30	0	21	2	13	-10	-9	11	-19	-1	Quoted shares	511	FAS
-5	-2	-18	-9	-19	-703	-9	8	-17	-693	Unquoted shares	512	FAS
-9	0	-3	88	-8	909	87	77	10	822	Other equity	513	FAS
0	3	1	82	2	-3	-2	-1	-1	-1	Mutual funds shares	52	FAS
-1	0	0	299	1	8	0	0	0	8	Insurance technical reserves	6	FAS
0	0	0	116	0	0	0	0	0	0	Life insurance reserves	611	FAS
0	0	0	84	0	0	0	0	0	0	Pension fund reserves	612	FAS
-1	0	0	99	1	8	0	0	0	8	Other technical reserves	62	FAS
46	-29	25	149	10	60	69	75	-5	-9	Other accounts receivable	7	FAS
-61	-18	0	66	7	106	138	140	-3	-32	Trade credits and advances	71	FAS
107	-10	25	83	4	-46	-68	-66	-3	23	Other	79	FAS
427	-28	54	486	18	1.577	658	1.024	-366	919	**Liabilities**	F	LIA
2	0	0	0	0	-510	-566	-81	-485	55	Currency and deposits	2	LIA
2	0	0	0	0	498	426	424	2	72	Currency	21	LIA
0	0	0	0	0	28	12	10	2	16	Transferable deposits	22	LIA
0	0	0	0	0	-1.037	-1.004	-515	-489	-33	Other deposits	29	LIA
455	-4	0	0	0	1.208	1.070	964	106	138	Securities other than shares	3	LIA
-44	-3	0	0	0	12	8	7	1	4	Short-term	331	LIA
494	0	0	0	0	1.204	1.070	965	105	134	Long-term	332	LIA
5	0	0	0	0	-8	-8	-8	0	0	Financial derivatives	34	LIA
-94	21	51	354	4	256	33	33	0	223	Loans	4	LIA
-1	2	52	61	1	-10	-48	-48	0	38	Short-term	41	LIA
-93	19	-1	293	3	266	81	81	0	186	Long-term	42	LIA
0	0	0	0	0	296	38	24	14	257	Shares and other equity	5	LIA
0	0	0	0	0	70	37	30	7	32	Quoted shares	511	LIA
0	0	0	0	0	30	-73	-75	2	103	Unquoted shares	512	LIA
0	0	0	0	0	184	64	60	4	120	Other equity	513	LIA
0	0	0	0	0	12	10	10	0	2	Mutual funds shares	52	LIA
0	0	0	0	0	12	12	12	0	0	Insurance technical reserves	6	LIA
0	0	0	0	0	0	0	0	0	0	Life insurance reserves	611	LIA
0	0	0	0	0	0	0	0	0	0	Pension fund reserves	612	LIA
0	0	0	0	0	12	12	12	0	0	Other technical reserves	62	LIA
64	-46	4	132	14	315	71	72	-1	244	Other accounts payable	7	LIA
-24	-19	3	85	9	304	73	75	-2	231	Trade credits and advances	71	LIA
89	-27	0	47	5	11	-2	-3	1	13	Other	79	LIA
-622	-14	-34	1.376	-3	376	1.132	482	650	-756	**Net financial assets**		NETO
Centralna država/ *Central government*	Lokalna država/ *Local government*	Skladi socialne varnosti/ *Social security funds*	Gospodinjstva/ *Households*	Nepr. inštit., ki opravljajo storitve za gospod./ *Non-profit institutions serving households*	Tujina/ *Rest of the world*	EU/ *European Union*	EMU/ *Members of the EMU*	Ostale članice EU/ *European Union, not EMU*	Ostali (izven EU)/ *Others (not EU)*			
S1311	S1313	S1314	S14	S15	S2	S21	S2111	S2112	S22			

A.1.6. Nekonsolidirani finančni računi - vrednostne spremembe 2003

v mio EUR

A.1.6.

Vrsta post.	Oznaka	Finančni instrumenti	Institucionalni sektorji								
			S1	S11	S12	S121	S122	S123	S124	S125	S13
FSR	F	**Finančna sredstva**	2.415	1.122	608	-17	288	240	19	78	-29
FSR	1	Monetarno zlato in SDR	3	0	3	3	0	0	0	0	0
FSR	2	Gotovina in vloge	104	18	36	13	16	2	1	4	-4
FSR	21	Gotovina	0	0	0	0	0	0	0	0	0
FSR	22	Prenosljive vloge	0	0	0	0	0	0	0	0	0
FSR	29	Druge vloge	104	18	36	13	16	2	1	4	-4
FSR	3	Vrednostni papirji razen delnic	132	15	87	-34	84	8	1	28	14
FSR	331	Kratkoročni	34	1	33	0	32	0	0	1	0
FSR	332	Dolgoročni	97	14	54	-34	52	8	1	27	14
FSR	34	Izvedeni finančni instrumenti	1	0	1	0	0	0	0	0	0
FSR	4	Posojila	112	249	88	0	76	10	0	2	-229
FSR	41	Kratkoročna	27	6	19	0	18	1	0	0	0
FSR	42	Dolgoročna	85	243	69	0	57	9	0	2	-229
FSR	5	Delnice in drug lastniški kapital	2.026	840	382	1	106	217	17	41	185
FSR	511	Delnice, ki kotirajo	1.097	192	286	0	55	196	11	23	209
FSR	512	Delnice, ki ne kotirajo	57	122	54	1	46	-4	1	10	-89
FSR	513	Drug lastniški kapital	841	534	32	0	1	28	1	1	65
FSR	52	Delnice/enote investicijskih skladov	30	-7	11	0	4	-3	3	6	0
FSR	6	Zavarovalno tehnične rezervacije	16	3	2	0	0	0	0	1	0
FSR	611	Rezervacije iz življenjskih zavarovanj	6	0	0	0	0	0	0	0	0
FSR	612	Rezervacije iz pokojninskih zavarovanj	1	0	0	0	0	0	0	0	0
FSR	62	Druge tehnične rezervacije	9	3	2	0	0	0	0	1	0
FSR	7	Druge terjatve	22	-2	10	0	5	2	0	2	5
FSR	71	Trgovinski krediti in avansi	9	-1	3	0	0	2	0	1	3
FSR	79	Drugo	13	-1	7	0	5	1	0	1	2
OBV	F	**Obveznosti**	2.881	1.892	882	19	262	400	8	192	65
OBV	2	Gotovina in vloge	84	0	84	-11	95	0	0	0	0
OBV	21	Gotovina	0	0	0	0	0	0	0	0	0
OBV	22	Prenosljive vloge	0	0	0	0	0	0	0	0	0
OBV	29	Druge vloge	84	0	84	-11	95	0	0	0	0
OBV	3	Vrednostni papirji razen delnic	216	9	76	30	44	1	1	1	131
OBV	331	Kratkoročni	34	1	31	30	1	0	0	0	3
OBV	332	Dolgoročni	180	7	45	0	43	1	1	1	128
OBV	34	Izvedeni finančni instrumenti	1	1	0	0	0	0	0	0	0
OBV	4	Posojila	129	95	36	0	21	13	1	2	-35
OBV	41	Kratkoročna	27	21	2	0	1	1	0	0	0
OBV	42	Dolgoročna	102	74	34	0	20	13	0	1	-35
OBV	5	Delnice in drug lastniški kapital	2.411	1.775	661	0	100	384	6	172	-25
OBV	511	Delnice, ki kotirajo	418	188	230	0	-131	360	1	0	0
OBV	512	Delnice, ki ne kotirajo	725	377	373	0	229	1	3	141	-25
OBV	513	Drug lastniški kapital	1.235	1.210	25	0	2	12	3	8	0
OBV	52	Delnice/enote investicijskih skladov	33	0	33	0	0	11	0	22	0
OBV	6	Zavarovalno tehnične rezervacije	17	0	17	0	0	0	0	17	0
OBV	611	Rezervacije iz življenjskih zavarovanj	6	0	6	0	0	0	0	6	0
OBV	612	Rezervacije iz pokojninskih zavarovanj	1	0	1	0	0	0	0	1	0
OBV	62	Druge tehnične rezervacije	9	0	9	0	0	0	0	9	0
OBV	7	Druge obveznosti	24	14	7	0	3	2	0	1	-6
OBV	71	Trgovinski krediti in avansi	0	-10	2	0	1	1	0	0	2
OBV	79	Drugo	24	23	5	0	3	1	0	1	-8
NETO		**Neto finančna sredstva**	-466	-770	-273	-36	26	-160	11	-114	-93
			Gospodarstvo Slovenije/ *Total economy*	Nefinančne družbe/ *Non-financial corporations*	Finančne družbe/ *Financial corporations*	Centralna banka/ *Central Bank*	Druge denarne finančne institucije/ *Other monetary financial institutions*	Drugi finančni posredniki / *Other financial intermediaries*	Izvajalci pomožnih finančnih dejavnosti/ *Financial auxiliaries*	Zavarovalnice in pokojninski skladi/ *Insurance corporations and pension funds*	Država/ *General government*
			S1	S11	S12	S121	S122	S123	S124	S125	S13

Non-consolidated financial accounts – revaluation changes 2003 A.1.6.

EUR millions

A.1.6.

Institutional sectors												
S1311	S1313	S1314	S14	S15	S2	S21	S2111	S2112	S22	Financial instruments	Code	Item type
-142	-1	114	707	6	487	245	217	28	242	**Financial assets**	F	FAS
0	0	0	0	0	-3	-3	0	-3	0	Monetary gold and SDRs	1	FAS
-6	2	0	53	1	5	3	3	0	2	Currency and deposits	2	FAS
0	0	0	0	0	0	0	0	0	0	Currency	21	FAS
0	0	0	0	0	0	0	0	0	0	Transferable deposits	22	FAS
-6	2	0	53	1	5	3	3	0	2	Other deposits	29	FAS
10	1	3	15	0	52	40	28	12	12	Securities other than shares	3	FAS
0	0	0	0	0	1	1	0	0	0	Short-term	331	FAS
9	1	3	15	0	51	39	27	12	12	Long-term	332	FAS
0	0	0	0	0	0	0	0	0	0	Financial derivatives	34	FAS
-230	1	0	4	0	20	20	24	-4	-1	Loans	4	FAS
0	0	0	1	0	0	0	0	0	0	Short-term	41	FAS
-230	1	0	2	0	19	20	23	-4	-1	Long-term	42	FAS
82	-8	110	614	5	477	215	190	25	262	Shares and other equity	5	FAS
115	5	89	410	1	-649	21	11	11	-670	Quoted shares	511	FAS
-115	6	19	-29	0	691	9	16	-7	683	Unquoted shares	512	FAS
81	-18	2	207	4	431	182	163	20	248	Other equity	513	FAS
0	0	0	26	0	4	3	1	2	1	Mutual funds shares	52	FAS
0	0	0	12	0	0	0	0	0	0	Insurance technical reserves	6	FAS
0	0	0	6	0	0	0	0	0	0	Life insurance reserves	611	FAS
0	0	0	1	0	0	0	0	0	0	Pension fund reserves	612	FAS
0	0	0	4	0	0	0	0	0	0	Other technical reserves	62	FAS
2	3	0	9	0	-65	-30	-27	-2	-35	Other accounts receivable	7	FAS
0	2	0	4	0	-71	-36	-33	-4	-35	Trade credits and advances	71	FAS
2	1	0	4	0	7	7	5	1	0	Other	79	FAS
-36	-5	105	42	1	21	32	16	16	-11	**Liabilities**	F	LIA
0	0	0	0	0	25	31	14	17	-6	Currency and deposits	2	LIA
0	0	0	0	0	0	0	0	0	0	Currency	21	LIA
0	0	0	0	0	0	0	0	0	0	Transferable deposits	22	LIA
0	0	0	0	0	25	31	14	17	-6	Other deposits	29	LIA
131	0	0	0	0	-32	-28	-27	0	-4	Securities other than shares	3	LIA
3	0	0	0	0	0	0	0	0	0	Short-term	331	LIA
128	0	0	0	0	-32	-28	-28	0	-4	Long-term	332	LIA
0	0	0	0	0	0	0	0	0	0	Financial derivatives	34	LIA
-36	1	0	32	0	3	0	0	0	2	Loans	4	LIA
0	0	0	3	0	1	0	0	0	0	Short-term	41	LIA
-36	1	0	29	0	2	0	0	0	2	Long-term	42	LIA
-130	0	104	0	0	92	30	28	1	63	Shares and other equity	5	LIA
0	0	0	0	0	30	9	8	1	21	Quoted shares	511	LIA
-130	0	104	0	0	23	10	10	0	13	Unquoted shares	512	LIA
0	0	0	0	0	37	9	9	0	28	Other equity	513	LIA
0	0	0	0	0	1	1	1	0	0	Mutual funds shares	52	LIA
0	0	0	0	0	0	0	0	0	0	Insurance technical reserves	6	LIA
0	0	0	0	0	0	0	0	0	0	Life insurance reserves	611	LIA
0	0	0	0	0	0	0	0	0	0	Pension fund reserves	612	LIA
0	0	0	0	0	0	0	0	0	0	Other technical reserves	62	LIA
-1	-6	1	9	0	-67	-2	0	-2	-66	Other accounts payable	7	LIA
5	-3	0	6	0	-63	-3	-1	-2	-60	Trade credits and advances	71	LIA
-5	-3	0	3	0	-5	1	1	0	-6	Other	79	LIA
-106	4	9	665	6	466	213	202	12	253	**Net financial assets**		NETO
Centralna država/ *Central government*	Lokalna država/ *Local government*	Skladi socialne varnosti/ *Social security funds*	Gospodinjstva/ *Households*	Nepr. inštit., ki opravljajo storitve za gospod./ *Non-profit institutions serving households*	Tujina/ *Rest of the world*	EU/ *European Union*	EMU/ *Members of the EMU*	Ostale članice EU/ *European Union, not EMU*	Ostali (izven EU)/ *Others (not EU)*			
S1311	S1313	S1314	S14	S15	S2	S21	S2111	S2112	S22			

A.1.7. Nekonsolidirani finančni računi - stanja 2003 (konec leta)

v mio EUR

A.1.7.

Vrsta post.	Oznaka	Finančni instrumenti	Institucionalni sektorji								
			S1	S11	S12	S121	S122	S123	S124	S125	S13
FSR	F	**Finančna sredstva**	102.332	29.315	37.057	6.972	21.968	4.755	312	3.050	13.154
FSR	1	Monetarno zlato in SDR	87	0	87	87	0	0	0	0	0
FSR	2	Gotovina in vloge	20.216	2.677	4.577	1.788	2.055	227	69	439	1.384
FSR	21	Gotovina	1.997	55	179	0	175	0	3	0	4
FSR	22	Prenosljive vloge	5.244	871	610	6	567	17	15	5	102
FSR	29	Druge vloge	12.974	1.751	3.789	1.781	1.313	210	51	434	1.278
FSR	3	Vrednostni papirji razen delnic	15.355	507	13.782	5.081	6.910	326	24	1.442	472
FSR	331	Kratkoročni	4.838	142	4.648	0	4.496	48	4	100	37
FSR	332	Dolgoročni	10.479	354	9.108	5.081	2.387	278	20	1.342	434
FSR	34	Izvedeni finančni instrumenti	38	11	27	0	26	0	0	0	0
FSR	4	Posojila	17.153	2.644	13.410	0	11.602	1.379	44	385	469
FSR	41	Kratkoročna	6.239	1.341	4.476	0	4.182	169	38	86	88
FSR	42	Dolgoročna	10.914	1.303	8.934	0	7.419	1.210	6	299	381
FSR	5	Delnice in drug lastniški kapital	30.789	12.378	4.086	14	891	2.587	151	443	7.478
FSR	511	Delnice, ki kotirajo	5.709	1.182	1.606	0	206	1.189	54	157	1.148
FSR	512	Delnice, ki ne kotirajo	12.037	4.589	1.739	14	452	999	56	218	4.140
FSR	513	Drug lastniški kapital	11.477	6.334	466	0	120	304	24	18	2.184
FSR	52	Delnice/enote investicijskih skladov	1.565	273	276	0	114	95	17	50	5
FSR	6	Zavarovalno tehnične rezervacije	1.977	250	214	0	48	0	1	165	0
FSR	611	Rezervacije iz življenjskih zavarovanj	732	0	0	0	0	0	0	0	0
FSR	612	Rezervacije iz pokojninskih zavarovanj	233	0	0	0	0	0	0	0	0
FSR	62	Druge tehnične rezervacije	1.012	250	214	0	48	0	1	165	0
FSR	7	Druge terjatve	16.755	10.859	899	3	463	235	23	175	3.352
FSR	71	Trgovinski krediti in avansi	9.724	8.725	300	1	17	152	7	123	168
FSR	79	Drugo	7.030	2.134	600	2	446	83	16	53	3.183
OBV	F	**Obveznosti**	103.991	52.263	35.111	6.237	21.154	4.079	253	3.389	11.321
OBV	2	Gotovina in vloge	16.751	0	16.743	1.910	14.834	0	0	0	8
OBV	21	Gotovina	784	0	776	776	0	0	0	0	8
OBV	22	Prenosljive vloge	5.316	0	5.316	494	4.822	0	0	0	0
OBV	29	Druge vloge	10.651	0	10.651	640	10.011	0	0	0	0
OBV	3	Vrednostni papirji razen delnic	12.077	227	5.566	4.321	1.132	40	11	62	6.284
OBV	331	Kratkoročni	4.861	63	4.463	4.321	104	23	0	15	335
OBV	332	Dolgoročni	7.179	148	1.087	0	1.013	15	11	47	5.945
OBV	34	Izvedeni finančni instrumenti	37	16	17	0	14	2	0	0	5
OBV	4	Posojila	23.769	13.532	5.046	0	2.821	1.852	101	271	1.171
OBV	41	Kratkoročna	6.351	4.680	712	0	366	228	89	28	197
OBV	42	Dolgoročna	17.417	8.852	4.334	0	2.455	1.624	12	243	974
OBV	5	Delnice in drug lastniški kapital	34.125	27.919	5.092	0	2.105	2.028	101	858	1.114
OBV	511	Delnice, ki kotirajo	5.851	5.391	460	0	16	433	11	0	0
OBV	512	Delnice, ki ne kotirajo	12.841	9.065	2.662	0	2.048	8	35	570	1.114
OBV	513	Drug lastniški kapital	13.865	13.463	401	0	40	263	55	43	0
OBV	52	Delnice/enote investicijskih skladov	1.569	0	1.569	0	0	1.323	0	246	0
OBV	6	Zavarovalno tehnične rezervacije	2.024	0	2.024	0	0	0	0	2.024	0
OBV	611	Rezervacije iz življenjskih zavarovanj	732	0	732	0	0	0	0	732	0
OBV	612	Rezervacije iz pokojninskih zavarovanj	233	0	233	0	0	0	0	233	0
OBV	62	Druge tehnične rezervacije	1.059	0	1.059	0	0	0	0	1.059	0
OBV	7	Druge obveznosti	15.244	10.586	640	6	262	159	39	173	2.743
OBV	71	Trgovinski krediti in avansi	9.067	7.740	186	1	38	82	12	53	378
OBV	79	Drugo	6.176	2.846	454	6	225	77	27	120	2.365
NETO		**Neto finančna sredstva**	-1.659	-22.947	1.945	735	814	676	59	-339	1.833
			Gospodarstvo Slovenije/ *Total economy*	Nefinančne družbe/ *Non-financial corporations*	Finančne družbe/ *Financial corporations*	Centralna banka/ *Central Bank*	Druge denarne finančne institucije/ *Other monetary financial institutions*	Drugi finančni posredniki / *Other financial intermediaries*	Izvajalci pomožnih finančnih dejavnosti/ *Financial auxiliaries*	Zavarovalnice in pokojninski skladi/ *Insurance corporations and pension funds*	Država/ *General government*
			S1	S11	S12	S121	S122	S123	S124	S125	S13

Non-consolidated financial accounts – outstanding amounts 2003 (end of year) A.1.7.

EUR millions

A.1.7.

Institutional sectors												
S1311	S1313	S1314	S14	S15	S2	S21	S2111	S2112	S22	Financial instruments	Code	Item type
10.668	1.046	1.440	22.487	319	17.682	14.083	11.992	2.091	3.599	**Financial assets**	F	FAS
0	0	0	0	0	-87	-80	-53	-27	-7	Monetary gold and SDRs	1	FAS
1.025	221	137	11.398	180	1.080	786	777	10	294	Currency and deposits	2	FAS
1	2	1	1.760	0	0	0	0	0	0	Currency	21	FAS
41	60	0	3.587	74	174	55	48	7	119	Transferable deposits	22	FAS
984	159	135	6.051	105	907	731	729	3	175	Other deposits	29	FAS
288	69	115	592	2	2.088	1.602	1.108	494	486	Securities other than shares	3	FAS
36	1	0	12	0	37	34	13	21	3	Short-term	331	FAS
252	68	115	580	2	2.045	1.563	1.092	471	482	Long-term	332	FAS
0	0	0	0	0	5	4	3	1	1	Financial derivatives	34	FAS
382	81	6	619	12	7.551	6.931	5.685	1.246	620	Loans	4	FAS
87	1	0	326	8	360	339	337	2	21	Short-term	41	FAS
295	80	5	292	4	7.191	6.592	5.348	1.244	599	Long-term	42	FAS
6.144	498	836	6.757	89	4.710	3.186	2.905	281	1.524	Shares and other equity	5	FAS
548	30	570	1.757	16	356	301	251	50	54	Quoted shares	511	FAS
3.802	86	252	1.537	33	1.190	1.043	1.020	23	146	Unquoted shares	512	FAS
1.793	378	13	2.455	37	3.145	1.828	1.629	199	1.317	Other equity	513	FAS
1	4	1	1.008	3	20	13	4	9	6	Mutual funds shares	52	FAS
0	0	0	1.511	2	59	0	0	0	59	Insurance technical reserves	6	FAS
0	0	0	732	0	0	0	0	0	0	Life insurance reserves	611	FAS
0	0	0	233	0	0	0	0	0	0	Pension fund reserves	612	FAS
0	0	0	546	2	59	0	0	0	59	Other technical reserves	62	FAS
2.828	177	347	1.610	34	2.282	1.658	1.571	87	624	Other accounts receivable	7	FAS
61	59	49	514	18	2.138	1.566	1.481	85	572	Trade credits and advances	71	FAS
2.767	118	299	1.096	16	144	92	89	3	53	Other	79	FAS
9.480	428	1.413	5.207	88	16.024	10.467	9.166	1.300	5.557	**Liabilities**	F	LIA
8	0	0	0	0	4.545	3.959	3.016	943	586	Currency and deposits	2	LIA
8	0	0	0	0	1.213	898	887	11	316	Currency	21	LIA
0	0	0	0	0	102	66	59	7	35	Transferable deposits	22	LIA
0	0	0	0	0	3.230	2.995	2.070	925	235	Other deposits	29	LIA
6.284	0	0	0	0	5.365	4.587	4.361	226	778	Securities other than shares	3	LIA
335	0	0	0	0	14	10	8	2	4	Short-term	331	LIA
5.945	0	0	0	0	5.345	4.572	4.348	224	773	Long-term	332	LIA
5	0	0	0	0	6	5	5	0	1	Financial derivatives	34	LIA
823	160	188	3.964	56	935	300	296	4	635	Loans	4	LIA
0	9	188	752	10	247	99	98	1	148	Short-term	41	LIA
823	151	0	3.212	45	688	201	198	3	487	Long-term	42	LIA
146	0	968	0	0	1.373	392	369	23	981	Shares and other equity	5	LIA
0	0	0	0	0	214	86	75	11	128	Quoted shares	511	LIA
146	0	968	0	0	386	87	82	5	299	Unquoted shares	512	LIA
0	0	0	0	0	757	205	198	7	551	Other equity	513	LIA
0	0	0	0	0	16	14	14	0	3	Mutual funds shares	52	LIA
0	0	0	0	0	12	12	12	0	0	Insurance technical reserves	6	LIA
0	0	0	0	0	0	0	0	0	0	Life insurance reserves	611	LIA
0	0	0	0	0	0	0	0	0	0	Pension fund reserves	612	LIA
0	0	0	0	0	12	12	12	0	0	Other technical reserves	62	LIA
2.218	268	258	1.243	33	3.793	1.217	1.113	104	2.576	Other accounts payable	7	LIA
145	136	97	738	26	2.795	1.200	1.098	102	1.595	Trade credits and advances	71	LIA
2.073	131	160	505	7	998	17	15	2	981	Other	79	LIA
1.188	618	27	17.280	230	1.659	3.617	2.826	791	-1.958	**Net financial assets**		NETO
Centralna država/ *Central government*	Lokalna država/ *Local government*	Skladi socialne varnosti/ *Social security funds*	Gospodinjstva/ *Households*	Nepr. inštit., ki opravljajo storitve za gospod./ *Non-profit institutions serving households*	Tujina/ *Rest of the world*	EU/ *European Union*	EMU/ *Members of the EMU*	Ostale članice EU/ *European Union, not EMU*	Ostali (izven EU)/ *Others (not EU)*			
S1311	S1313	S1314	S14	S15	S2	S21	S2111	S2112	S22			

A.1.8. Nekonsolidirani finančni računi - transakcije 2004

v mio EUR

A.1.8.

Vrsta post.	Oznaka	Finančni instrumenti	Institucionalni sektorji								
			S1	S11	S12	S121	S122	S123	S124	S125	S13
FSR	F	**Finančna sredstva**	5.245	-649	3.346	-230	2.255	735	19	567	216
FSR	1	Monetarno zlato in SDR	1	0	1	1	0	0	0	0	0
FSR	2	Gotovina in vloge	1.204	76	-246	-967	564	224	13	-79	12
FSR	21	Gotovina	669	-18	-7	0	-6	0	-1	0	1
FSR	22	Prenosljive vloge	608	94	207	7	122	49	22	6	92
FSR	29	Druge vloge	-73	0	-445	-975	447	175	-8	-85	-81
FSR	3	Vrednostni papirji razen delnic	1.124	84	870	730	-379	78	-7	447	28
FSR	331	Kratkoročni	-953	39	-1.054	0	-1.084	20	-4	14	52
FSR	332	Dolgoročni	2.086	47	1.933	730	714	59	-3	434	-24
FSR	34	Izvedeni finančni instrumenti	-9	-2	-10	0	-10	0	0	0	1
FSR	4	Posojila	2.666	22	2.558	0	2.106	364	0	87	96
FSR	41	Kratkoročna	59	-110	271	0	172	90	-10	19	-16
FSR	42	Dolgoročna	2.607	132	2.287	0	1.934	274	10	69	112
FSR	5	Delnice in drug lastniški kapital	-59	-717	98	7	-3	18	10	66	-115
FSR	511	Delnice, ki kotirajo	317	56	21	0	18	10	-3	-3	-15
FSR	512	Delnice, ki ne kotirajo	-662	-554	39	6	28	-18	19	4	-106
FSR	513	Drug lastniški kapital	-79	-214	6	1	-13	9	3	6	5
FSR	52	Delnice/enote investicijskih skladov	365	-4	32	0	-35	17	-9	60	1
FSR	6	Zavarovalno tehnične rezervacije	349	36	8	0	1	0	1	6	2
FSR	611	Rezervacije iz življenjskih zavarovanj	142	0	0	0	0	0	0	0	0
FSR	612	Rezervacije iz pokojninskih zavarovanj	150	0	0	0	0	0	0	0	0
FSR	62	Druge tehnične rezervacije	57	36	8	0	1	0	1	6	2
FSR	7	Druge terjatve	-40	-150	57	0	-35	51	1	40	193
FSR	71	Trgovinski krediti in avansi	261	126	62	0	0	42	-1	20	60
FSR	79	Drugo	-301	-276	-5	-1	-35	9	2	19	133
OBV	F	**Obveznosti**	6.107	1.474	3.407	-250	2.120	1.020	8	509	812
OBV	2	Gotovina in vloge	1.691	0	1.687	853	834	0	0	0	4
OBV	21	Gotovina	44	0	40	40	0	0	0	0	4
OBV	22	Prenosljive vloge	427	0	427	100	327	0	0	0	0
OBV	29	Druge vloge	1.220	0	1.220	713	507	0	0	0	0
OBV	3	Vrednostni papirji razen delnic	-84	121	-860	-1.099	262	-6	0	-17	656
OBV	331	Kratkoročni	-1.004	28	-1.148	-1.099	-33	-1	0	-15	115
OBV	332	Dolgoročni	924	96	282	0	287	-3	0	-3	546
OBV	34	Izvedeni finančni instrumenti	-3	-4	5	0	8	-2	0	0	-5
OBV	4	Posojila	4.352	2.039	1.808	0	1.003	714	-4	95	70
OBV	41	Kratkoročna	-37	197	-49	0	-38	27	-19	-19	-116
OBV	42	Dolgoročna	4.389	1.842	1.856	0	1.040	688	15	114	186
OBV	5	Delnice in drug lastniški kapital	-108	-573	465	0	63	321	3	78	0
OBV	511	Delnice, ki kotirajo	8	15	-7	0	0	0	-7	0	0
OBV	512	Delnice, ki ne kotirajo	-529	-618	88	0	63	0	2	24	0
OBV	513	Drug lastniški kapital	92	30	62	0	0	53	9	0	0
OBV	52	Delnice/enote investicijskih skladov	322	0	322	0	0	267	0	54	0
OBV	6	Zavarovalno tehnične rezervacije	345	0	345	0	0	0	0	345	0
OBV	611	Rezervacije iz življenjskih zavarovanj	135	0	135	0	0	0	0	135	0
OBV	612	Rezervacije iz pokojninskih zavarovanj	150	0	150	0	0	0	0	150	0
OBV	62	Druge tehnične rezervacije	61	0	61	0	0	0	0	61	0
OBV	7	Druge obveznosti	-89	-113	-37	-3	-41	-10	9	8	82
OBV	71	Trgovinski krediti in avansi	186	-14	6	1	5	-4	-7	11	196
OBV	79	Drugo	-275	-99	-43	-4	-46	-5	15	-3	-113
NETO		**Neto finančna sredstva**	-862	-2.123	-61	20	134	-285	11	58	-597
			Gospodarstvo Slovenije/ *Total economy*	Nefinančne družbe/ *Non-financial corporations*	Finančne družbe/ *Financial corporations*	Centralna banka/ *Central Bank*	Druge denarne finančne institucije/ *Other monetary financial institutions*	Drugi finančni posredniki / *Other financial intermediaries*	Izvajalci pomožnih finančnih dejavnosti/ *Financial auxiliaries*	Zavarovalnice in pokojninski skladi/ *Insurance corporations and pension funds*	Država/ *General government*
			S1	S11	S12	S121	S122	S123	S124	S125	S13

Non-consolidated financial accounts – transactions 2004 A.1.8.

EUR millions

A.1.8.

Institutional sectors												
S1311	S1313	S1314	S14	S15	S2	S21	S2111	S2112	S22	Financial instruments	Code	Item type
160	34	22	2.353	-20	2.788	2.898	2.051	847	-110	**Financial assets**	F	FAS
0	0	0	0	0	-1	0	0	0	-1	Monetary gold and SDRs	1	FAS
-3	26	-10	1.354	7	234	240	235	5	-6	Currency and deposits	2	FAS
2	1	-1	692	0	0	0	0	0	0	Currency	21	FAS
96	-5	0	209	6	22	35	31	4	-13	Transferable deposits	22	FAS
-102	30	-9	452	1	211	205	203	1	7	Other deposits	29	FAS
-32	26	34	139	3	-6	44	-65	108	-50	Securities other than shares	3	FAS
32	18	3	6	4	-24	-27	-5	-22	3	Short-term	331	FAS
-64	8	31	132	-1	12	64	-65	129	-52	Long-term	332	FAS
1	0	0	1	0	6	7	6	1	-1	Financial derivatives	34	FAS
148	-50	-3	-7	-3	1.797	1.956	1.260	696	-159	Loans	4	FAS
-15	0	0	-83	-2	-105	-90	-124	35	-15	Short-term	41	FAS
163	-49	-2	76	0	1.902	2.046	1.385	662	-144	Long-term	42	FAS
-145	3	26	700	-25	497	407	439	-32	90	Shares and other equity	5	FAS
-6	-4	-6	271	-15	-111	-108	-56	-53	-3	Quoted shares	511	FAS
-145	7	32	-41	0	283	202	211	-9	81	Unquoted shares	512	FAS
4	1	0	134	-10	331	317	285	33	14	Other equity	513	FAS
1	-1	1	336	1	-6	-4	-1	-3	-2	Mutual funds shares	52	FAS
2	0	0	301	2	8	8	6	1	0	Insurance technical reserves	6	FAS
0	0	0	142	0	0	0	0	0	0	Life insurance reserves	611	FAS
0	0	0	150	0	0	0	0	0	0	Pension fund reserves	612	FAS
2	0	0	10	2	8	8	6	1	0	Other technical reserves	62	FAS
190	28	-25	-135	-5	260	243	175	68	16	Other accounts receivable	7	FAS
22	48	-11	17	-4	218	176	112	63	42	Trade credits and advances	71	FAS
168	-21	-15	-152	-1	42	68	63	5	-26	Other	79	FAS
721	52	39	421	-7	1.926	933	1.204	-271	993	**Liabilities**	F	LIA
4	0	0	0	0	-253	-306	282	-588	53	Currency and deposits	2	LIA
4	0	0	0	0	625	549	540	8	77	Currency	21	LIA
0	0	0	0	0	203	195	191	4	8	Transferable deposits	22	LIA
0	0	0	0	0	-1.081	-1.050	-449	-600	-32	Other deposits	29	LIA
656	0	0	0	0	1.201	765	538	227	436	Securities other than shares	3	LIA
115	0	0	0	0	27	17	18	-1	10	Short-term	331	LIA
546	0	0	0	0	1.174	747	520	228	427	Long-term	332	LIA
-5	0	0	0	0	0	1	0	1	-1	Financial derivatives	34	LIA
34	29	6	432	3	112	-3	-50	47	115	Loans	4	LIA
4	-3	-116	-71	1	-9	-9	-19	10	1	Short-term	41	LIA
30	33	123	503	1	121	6	-31	37	114	Long-term	42	LIA
0	0	0	0	0	546	332	335	-3	214	Shares and other equity	5	LIA
0	0	0	0	0	198	112	100	12	86	Quoted shares	511	LIA
0	0	0	0	0	150	268	270	-2	-117	Unquoted shares	512	LIA
0	0	0	0	0	161	-72	-59	-13	232	Other equity	513	LIA
0	0	0	0	0	38	24	24	0	13	Mutual funds shares	52	LIA
0	0	0	0	0	11	11	2	9	0	Insurance technical reserves	6	LIA
0	0	0	0	0	7	7	5	2	0	Life insurance reserves	611	LIA
0	0	0	0	0	0	0	0	0	0	Pension fund reserves	612	LIA
0	0	0	0	0	4	4	-4	8	0	Other technical reserves	62	LIA
27	23	32	-11	-10	308	134	97	37	174	Other accounts payable	7	LIA
150	33	13	5	-7	292	135	72	63	158	Trade credits and advances	71	LIA
-122	-10	19	-16	-3	16	0	26	-26	16	Other	79	LIA
-561	-19	-16	1.932	-13	862	1.965	847	1.118	-1.103	**Net financial assets**		NETO
Centralna država/ *Central government*	Lokalna država/ *Local government*	Skladi socialne varnosti/ *Social security funds*	Gospodinjstva/ *Households*	Nepr. inštit., ki opravljajo storitve za gospod./ *Non-profit institutions serving households*	Tujina/ *Rest of the world*	EU/ *European Union*	EMU/ *Members of the EMU*	Ostale članice EU/ *European Union, not EMU*	Ostali (izven EU)/ *Others (not EU)*			
S1311	S1313	S1314	S14	S15	S2	S21	S2111	S2112	S22			

A.1.9. Nekonsolidirani finančni računi - vrednostne spremembe 2004

v mio EUR

A.1.9.

Vrsta post.	Oznaka	Finančni instrumenti	Institucionalni sektorji								
			S1	S11	S12	S121	S122	S123	S124	S125	S13
FSR	F	**Finančna sredstva**	3.864	1.016	789	92	194	339	21	144	1.144
FSR	1	Monetarno zlato in SDR	-2	0	-2	-2	0	0	0	0	0
FSR	2	Gotovina in vloge	112	17	38	18	13	2	1	4	0
FSR	21	Gotovina	0	0	0	0	0	0	0	0	0
FSR	22	Prenosljive vloge	0	0	0	0	0	0	0	0	0
FSR	29	Druge vloge	112	17	38	18	13	2	1	4	0
FSR	3	Vrednostni papirji razen delnic	95	20	57	-19	39	14	0	23	8
FSR	331	Kratkoročni	-16	1	-18	0	-19	0	0	1	0
FSR	332	Dolgoročni	110	18	74	-19	58	13	0	23	8
FSR	34	Izvedeni finančni instrumenti	1	0	1	0	1	0	0	0	0
FSR	4	Posojila	89	15	65	0	49	13	0	3	4
FSR	41	Kratkoročna	30	6	22	0	20	1	0	0	0
FSR	42	Dolgoročna	59	9	43	0	29	12	0	3	4
FSR	5	Delnice in drug lastniški kapital	3.330	951	525	1	87	308	20	109	1.067
FSR	511	Delnice, ki kotirajo	1.288	283	332	0	17	242	7	65	333
FSR	512	Delnice, ki ne kotirajo	766	185	105	1	51	25	6	22	410
FSR	513	Drug lastniški kapital	994	474	18	0	-7	22	2	1	322
FSR	52	Delnice/enote investicijskih skladov	283	10	71	0	26	19	5	21	2
FSR	6	Zavarovalno tehnične rezervacije	59	2	2	0	0	0	0	2	0
FSR	611	Rezervacije iz življenjskih zavarovanj	46	0	0	0	0	0	0	0	0
FSR	612	Rezervacije iz pokojninskih zavarovanj	3	0	0	0	0	0	0	0	0
FSR	62	Druge tehnične rezervacije	10	2	2	0	0	0	0	2	0
FSR	7	Druge terjatve	182	10	104	95	5	2	0	2	65
FSR	71	Trgovinski krediti in avansi	19	6	3	0	0	2	0	1	5
FSR	79	Drugo	163	4	101	95	4	1	0	1	60
OBV	F	**Obveznosti**	3.700	2.852	658	70	256	224	10	99	152
OBV	2	Gotovina in vloge	94	0	94	-5	99	0	0	0	0
OBV	21	Gotovina	0	0	0	0	0	0	0	0	0
OBV	22	Prenosljive vloge	0	0	0	0	0	0	0	0	0
OBV	29	Druge vloge	94	0	94	-5	99	0	0	0	0
OBV	3	Vrednostni papirji razen delnic	144	7	27	-20	43	1	0	2	111
OBV	331	Kratkoročni	-16	1	-19	-20	1	0	0	0	2
OBV	332	Dolgoročni	159	6	45	0	42	1	0	2	109
OBV	34	Izvedeni finančni instrumenti	1	0	0	0	0	0	0	0	0
OBV	4	Posojila	94	40	14	0	9	3	1	0	3
OBV	41	Kratkoročna	29	23	2	0	1	1	0	0	0
OBV	42	Dolgoročna	65	17	11	0	8	3	0	0	3
OBV	5	Delnice in drug lastniški kapital	3.223	2.733	402	0	102	218	8	73	89
OBV	511	Delnice, ki kotirajo	1.380	1.409	-29	0	0	-32	3	0	0
OBV	512	Delnice, ki ne kotirajo	1.392	1.158	144	0	98	-6	2	50	89
OBV	513	Drug lastniški kapital	163	165	-3	0	4	-11	3	1	0
OBV	52	Delnice/enote investicijskih skladov	289	0	289	0	0	267	0	22	0
OBV	6	Zavarovalno tehnične rezervacije	21	0	21	0	0	0	0	21	0
OBV	611	Rezervacije iz življenjskih zavarovanj	8	0	8	0	0	0	0	8	0
OBV	612	Rezervacije iz pokojninskih zavarovanj	3	0	3	0	0	0	0	3	0
OBV	62	Druge tehnične rezervacije	11	0	11	0	0	0	0	11	0
OBV	7	Druge obveznosti	124	72	101	95	3	2	0	2	-51
OBV	71	Trgovinski krediti in avansi	65	58	2	0	0	1	0	1	-4
OBV	79	Drugo	60	14	100	95	2	1	0	1	-47
NETO		**Neto finančna sredstva**	164	-1.836	131	22	-62	115	11	45	991
			Gospodarstvo Slovenije/ *Total economy*	Nefinančne družbe/ *Non-financial corporations*	Finančne družbe/ *Financial corporations*	Centralna banka/ *Central Bank*	Druge denarne finančne institucije/ *Other monetary financial institutions*	Drugi finančni posredniki / *Other financial intermediaries*	Izvajalci pomožnih finančnih dejavnosti/ *Financial auxiliaries*	Zavarovalnice in pokojninski skladi/ *Insurance corporations and pension funds*	Država/ *General government*
			S1	S11	S12	S121	S122	S123	S124	S125	S13

Non-consolidated financial accounts – revaluation changes 2004 A.1.9.

EUR millions

A.1.9.

Institutional sectors												
S1311	S1313	S1314	S14	S15	S2	S21	S2111	S2112	S22	Financial instruments	Code	Item type
810	115	218	904	12	31	391	-3	394	-360	**Financial assets**	F	FAS
0	0	0	0	0	2	2	1	1	0	Monetary gold and SDRs	1	FAS
69	2	-71	56	1	9	7	7	0	2	Currency and deposits	2	FAS
0	0	0	0	0	0	0	0	0	0	Currency	21	FAS
0	0	0	0	0	0	0	0	0	0	Transferable deposits	22	FAS
69	2	-71	56	1	9	7	7	0	2	Other deposits	29	FAS
3	1	5	10	0	37	26	14	12	12	Securities other than shares	3	FAS
0	0	0	0	0	0	0	0	0	0	Short-term	331	FAS
3	1	5	10	0	37	25	14	11	12	Long-term	332	FAS
0	0	0	0	0	0	0	0	0	0	Financial derivatives	34	FAS
3	1	0	5	0	8	28	5	23	-20	Loans	4	FAS
0	0	0	2	0	0	0	0	0	0	Short-term	41	FAS
3	1	0	3	0	8	28	5	23	-20	Long-term	42	FAS
647	110	309	776	10	-28	149	-31	180	-177	Shares and other equity	5	FAS
160	7	165	336	4	99	84	73	11	15	Quoted shares	511	FAS
353	4	52	64	2	649	77	-77	154	572	Unquoted shares	512	FAS
133	97	91	177	3	-782	-16	-28	11	-766	Other equity	513	FAS
0	1	0	200	1	7	4	1	3	2	Mutual funds shares	52	FAS
0	0	0	54	0	1	0	0	0	1	Insurance technical reserves	6	FAS
0	0	0	46	0	0	0	0	0	0	Life insurance reserves	611	FAS
0	0	0	3	0	0	0	0	0	0	Pension fund reserves	612	FAS
0	0	0	5	0	1	0	0	0	1	Other technical reserves	62	FAS
88	2	-25	3	0	1	179	1	178	-178	Other accounts receivable	7	FAS
-1	6	0	5	0	0	179	0	178	-178	Trade credits and advances	71	FAS
89	-4	-25	-2	0	1	0	0	0	0	Other	79	FAS
102	-1	52	37	1	195	520	50	471	-325	**Liabilities**	F	LIA
0	0	0	0	0	27	29	16	13	-1	Currency and deposits	2	LIA
0	0	0	0	0	0	0	0	0	0	Currency	21	LIA
0	0	0	0	0	0	0	0	0	0	Transferable deposits	22	LIA
0	0	0	0	0	27	29	16	13	-1	Other deposits	29	LIA
111	0	0	0	0	-11	69	-12	81	-81	Securities other than shares	3	LIA
2	0	0	0	0	0	0	0	0	0	Short-term	331	LIA
109	0	0	0	0	-12	69	-12	81	-81	Long-term	332	LIA
0	0	0	0	0	0	0	0	0	0	Financial derivatives	34	LIA
2	1	0	36	1	4	38	1	37	-34	Loans	4	LIA
0	0	0	4	0	1	0	0	0	1	Short-term	41	LIA
2	1	0	32	0	3	38	0	37	-35	Long-term	42	LIA
-146	0	236	0	0	79	112	21	92	-33	Shares and other equity	5	LIA
0	0	0	0	0	6	5	4	1	1	Quoted shares	511	LIA
-146	0	236	0	0	23	34	5	29	-11	Unquoted shares	512	LIA
0	0	0	0	0	49	73	11	62	-24	Other equity	513	LIA
0	0	0	0	0	1	1	1	0	0	Mutual funds shares	52	LIA
0	0	0	0	0	38	38	36	1	0	Insurance technical reserves	6	LIA
0	0	0	0	0	38	38	36	1	0	Life insurance reserves	611	LIA
0	0	0	0	0	0	0	0	0	0	Pension fund reserves	612	LIA
0	0	0	0	0	0	0	0	0	0	Other technical reserves	62	LIA
136	-3	-184	2	0	58	235	-12	247	-176	Other accounts payable	7	LIA
65	1	-70	8	0	-46	203	-12	215	-249	Trade credits and advances	71	LIA
71	-4	-114	-7	0	104	32	0	31	72	Other	79	LIA
708	117	167	867	11	-164	-129	-52	-77	-35	**Net financial assets**		NETO
Centralna država/ *Central government*	Lokalna država/ *Local government*	Skladi socialne varnosti/ *Social security funds*	Gospodinjstva/ *Households*	Nepr. inštit., ki opravljajo storitve za gospod./ *Non-profit institutions serving households*	Tujina/ *Rest of the world*	EU/ *European Union*	EMU/ *Members of the EMU*	Ostale članice EU/ *European Union, not EMU*	Ostali (izven EU)/ *Others (not EU)*			
S1311	S1313	S1314	S14	S15	S2	S21	S2111	S2112	S22			

A.1.10. Nekonsolidirani finančni računi - stanja 2004 (konec leta)

v mio EUR

A.1.10.

Vrsta post.	Oznaka	Finančni instrumenti	Institucionalni sektorji								
			S1	S11	S12	S121	S122	S123	S124	S125	S13
FSR	F	**Finančna sredstva**	111.441	29.682	41.191	6.834	24.417	5.829	351	3.761	14.513
FSR	1	Monetarno zlato in SDR	86	0	86	86	0	0	0	0	0
FSR	2	Gotovina in vloge	21.531	2.771	4.369	838	2.632	453	83	364	1.395
FSR	21	Gotovina	2.666	38	172	0	170	0	2	0	5
FSR	22	Prenosljive vloge	5.852	965	816	14	689	66	37	10	194
FSR	29	Druge vloge	13.013	1.769	3.381	824	1.773	387	43	354	1.196
FSR	3	Vrednostni papirji razen delnic	16.574	611	14.709	5.791	6.570	418	18	1.913	508
FSR	331	Kratkoročni	3.869	181	3.576	0	3.393	68	1	114	90
FSR	332	Dolgoročni	12.675	419	11.115	5.791	3.159	350	17	1.798	418
FSR	34	Izvedeni finančni instrumenti	30	10	18	0	18	0	0	0	1
FSR	4	Posojila	19.909	2.682	16.033	0	13.757	1.755	45	476	568
FSR	41	Kratkoročna	6.328	1.238	4.769	0	4.375	260	29	106	72
FSR	42	Dolgoročna	13.580	1.444	11.264	0	9.382	1.496	16	370	496
FSR	5	Delnice in drug lastniški kapital	34.060	12.612	4.710	22	976	2.913	180	619	8.429
FSR	511	Delnice, ki kotirajo	7.314	1.521	1.959	0	241	1.441	58	219	1.466
FSR	512	Delnice, ki ne kotirajo	12.141	4.219	1.883	20	531	1.007	81	244	4.444
FSR	513	Drug lastniški kapital	12.391	6.594	490	1	100	335	29	25	2.511
FSR	52	Delnice/enote investicijskih skladov	2.213	278	378	0	104	131	12	131	8
FSR	6	Zavarovalno tehnične rezervacije	2.385	288	224	0	50	0	1	172	3
FSR	611	Rezervacije iz življenjskih zavarovanj	920	0	0	0	0	0	0	0	0
FSR	612	Rezervacije iz pokojninskih zavarovanj	386	0	0	0	0	0	0	0	0
FSR	62	Druge tehnične rezervacije	1.079	288	224	0	50	0	1	172	3
FSR	7	Druge terjatve	16.896	10.718	1.060	98	432	289	25	217	3.609
FSR	71	Trgovinski krediti in avansi	10.004	8.857	365	1	18	196	6	144	232
FSR	79	Drugo	6.892	1.862	696	97	415	93	18	72	3.377
OBV	F	**Obveznosti**	113.798	56.589	39.176	6.057	23.531	5.322	270	3.996	12.285
OBV	2	Gotovina in vloge	18.536	0	18.524	2.757	15.767	0	0	0	12
OBV	21	Gotovina	828	0	816	816	0	0	0	0	12
OBV	22	Prenosljive vloge	5.744	0	5.744	594	5.150	0	0	0	0
OBV	29	Druge vloge	11.964	0	11.964	1.347	10.617	0	0	0	0
OBV	3	Vrednostni papirji razen delnic	12.138	354	4.732	3.202	1.437	35	12	46	7.051
OBV	331	Kratkoročni	3.840	92	3.297	3.202	72	22	0	0	451
OBV	332	Dolgoročni	8.262	249	1.413	0	1.342	13	12	46	6.600
OBV	34	Izvedeni finančni instrumenti	35	13	22	0	22	0	0	0	0
OBV	4	Posojila	28.214	15.611	6.867	0	3.833	2.570	97	367	1.245
OBV	41	Kratkoročna	6.344	4.901	665	0	330	255	71	10	82
OBV	42	Dolgoročna	21.870	10.711	6.202	0	3.504	2.314	27	357	1.163
OBV	5	Delnice in drug lastniški kapital	37.241	30.079	5.959	0	2.270	2.566	113	1.010	1.204
OBV	511	Delnice, ki kotirajo	7.239	6.815	425	0	17	402	6	0	0
OBV	512	Delnice, ki ne kotirajo	13.703	9.605	2.895	0	2.209	2	39	644	1.204
OBV	513	Drug lastniški kapital	14.119	13.659	460	0	44	305	68	43	0
OBV	52	Delnice/enote investicijskih skladov	2.179	0	2.179	0	0	1.857	0	322	0
OBV	6	Zavarovalno tehnične rezervacije	2.391	0	2.391	0	0	0	0	2.391	0
OBV	611	Rezervacije iz življenjskih zavarovanj	875	0	875	0	0	0	0	875	0
OBV	612	Rezervacije iz pokojninskih zavarovanj	386	0	386	0	0	0	0	386	0
OBV	62	Druge tehnične rezervacije	1.130	0	1.130	0	0	0	0	1.130	0
OBV	7	Druge obveznosti	15.279	10.545	704	98	224	151	48	183	2.774
OBV	71	Trgovinski krediti in avansi	9.318	7.785	194	1	43	79	5	65	570
OBV	79	Drugo	5.961	2.760	510	97	181	72	43	118	2.205
NETO		**Neto finančna sredstva**	-2.357	-26.907	2.015	777	886	506	81	-236	2.228
			Gospodarstvo Slovenije/ *Total economy*	Nefinančne družbe/ *Non-financial corporations*	Finančne družbe/ *Financial corporations*	Centralna banka/ *Central Bank*	Druge denarne finančne institucije/ *Other monetary financial institutions*	Drugi finančni posredniki / *Other financial intermediaries*	Izvajalci pomožnih finančnih dejavnosti/ *Financial auxiliaries*	Zavarovalnice in pokojninski skladi/ *Insurance corporations and pension funds*	Država/ *General government*
			S1	S11	S12	S121	S122	S123	S124	S125	S13

Non-consolidated financial accounts – outstanding amounts 2004 (end of year) A.1.10.

EUR millions

A.1.10.

Institutional sectors												
S1311	S1313	S1314	S14	S15	S2	S21	S2111	S2112	S22	Financial instruments	Code	Item type
11.637	1.195	1.681	25.744	310	20.501	17.372	14.040	3.332	3.129	**Financial assets**	F	FAS
0	0	0	0	0	-86	-78	-52	-26	-8	Monetary gold and SDRs	1	FAS
1.091	249	56	12.807	188	1.323	1.034	1.019	15	289	Currency and deposits	2	FAS
3	3	0	2.452	0	0	0	0	0	0	Currency	21	FAS
137	56	1	3.796	80	196	90	79	11	106	Transferable deposits	22	FAS
951	190	55	6.559	108	1.127	943	939	4	184	Other deposits	29	FAS
259	96	154	741	5	2.119	1.671	1.058	613	448	Securities other than shares	3	FAS
68	19	3	17	4	13	8	8	0	5	Short-term	331	FAS
190	77	151	722	1	2.094	1.652	1.041	611	442	Long-term	332	FAS
1	0	0	1	0	12	11	9	2	1	Financial derivatives	34	FAS
533	32	3	617	9	9.356	8.915	6.950	1.965	441	Loans	4	FAS
72	1	0	245	5	255	249	212	37	6	Short-term	41	FAS
462	32	3	372	4	9.101	8.666	6.738	1.929	435	Long-term	42	FAS
6.646	612	1.171	8.234	75	5.179	3.742	3.313	429	1.437	Shares and other equity	5	FAS
703	34	729	2.363	4	343	277	268	9	66	Quoted shares	511	FAS
4.011	98	336	1.560	35	2.122	1.322	1.154	168	799	Unquoted shares	512	FAS
1.931	476	104	2.766	30	2.694	2.129	1.886	243	565	Other equity	513	FAS
2	4	2	1.544	5	21	14	5	9	7	Mutual funds shares	52	FAS
2	0	0	1.867	4	67	8	6	1	59	Insurance technical reserves	6	FAS
0	0	0	920	0	0	0	0	0	0	Life insurance reserves	611	FAS
0	0	0	386	0	0	0	0	0	0	Pension fund reserves	612	FAS
2	0	0	561	4	67	8	6	1	59	Other technical reserves	62	FAS
3.106	206	297	1.478	30	2.543	2.080	1.746	334	462	Other accounts receivable	7	FAS
81	112	38	536	14	2.356	1.921	1.594	327	436	Trade credits and advances	71	FAS
3.024	94	259	943	16	187	160	152	7	27	Other	79	FAS
10.302	479	1.504	5.666	82	18.144	11.920	10.420	1.500	6.225	**Liabilities**	F	LIA
12	0	0	0	0	4.319	3.682	3.314	368	637	Currency and deposits	2	LIA
12	0	0	0	0	1.839	1.446	1.427	19	392	Currency	21	LIA
0	0	0	0	0	304	261	250	11	43	Transferable deposits	22	LIA
0	0	0	0	0	2.176	1.974	1.637	337	202	Other deposits	29	LIA
7.051	0	0	0	0	6.555	5.421	4.887	534	1.134	Securities other than shares	3	LIA
451	0	0	0	0	42	27	26	1	15	Short-term	331	LIA
6.600	0	0	0	0	6.507	5.388	4.856	533	1.119	Long-term	332	LIA
0	0	0	0	0	7	6	5	1	1	Financial derivatives	34	LIA
859	191	194	4.432	59	1.051	335	247	88	716	Loans	4	LIA
5	5	72	685	12	240	90	79	11	149	Short-term	41	LIA
855	185	123	3.748	47	811	245	168	77	566	Long-term	42	LIA
0	0	1.204	0	0	1.998	836	725	111	1.162	Shares and other equity	5	LIA
0	0	0	0	0	417	202	179	24	215	Quoted shares	511	LIA
0	0	1.204	0	0	560	388	357	32	171	Unquoted shares	512	LIA
0	0	0	0	0	966	207	151	56	760	Other equity	513	LIA
0	0	0	0	0	55	39	39	0	16	Mutual funds shares	52	LIA
0	0	0	0	0	62	61	50	11	1	Insurance technical reserves	6	LIA
0	0	0	0	0	45	45	42	3	1	Life insurance reserves	611	LIA
0	0	0	0	0	0	0	0	0	0	Pension fund reserves	612	LIA
0	0	0	0	0	16	16	8	8	0	Other technical reserves	62	LIA
2.381	288	106	1.233	23	4.160	1.585	1.198	388	2.574	Other accounts payable	7	LIA
359	171	40	751	19	3.042	1.537	1.157	380	1.505	Trade credits and advances	71	LIA
2.022	117	66	482	4	1.118	48	41	8	1.070	Other	79	LIA
1.335	716	177	20.079	228	2.357	5.452	3.620	1.832	-3.095	**Net financial assets**		NETO
Centralna država/ *Central government*	Lokalna država/ *Local government*	Skladi socialne varnosti/ *Social security funds*	Gospodinjstva/ *Households*	Nepr. inštit., ki opravljajo storitve za gospod./ *Non-profit institutions serving households*	Tujina/ *Rest of the world*	EU/ *European Union*	EMU/ *Members of the EMU*	Ostale članice EU/ *European Union, not EMU*	Ostali (izven EU)/ *Others (not EU)*			
S1311	S1313	S1314	S14	S15	S2	S21	S2111	S2112	S22			

A.1.11. Nekonsolidirani finančni računi - transakcije 2005

v mio EUR

A.1.11.

Vrsta post.	Oznaka	Finančni instrumenti	Institucionalni sektorji								
			S1	S11	S12	S121	S122	S123	S124	S125	S13
FSR	F	**Finančna sredstva**	11.420	2.598	6.637	188	5.408	667	-6	380	-62
FSR	1	Monetarno zlato in SDR	-34	0	-34	-34	0	0	0	0	0
FSR	2	Gotovina in vloge	2.413	429	1.049	516	613	-74	-24	18	-157
FSR	21	Gotovina	364	17	9	0	8	1	0	0	-2
FSR	22	Prenosljive vloge	1.458	159	195	27	182	8	-16	-6	93
FSR	29	Druge vloge	591	253	845	489	424	-83	-8	23	-249
FSR	3	Vrednostni papirji razen delnic	1.320	-74	1.402	-295	1.368	26	-6	310	25
FSR	331	Kratkoročni	52	-87	149	0	221	-34	0	-38	-1
FSR	332	Dolgoročni	1.261	14	1.250	-295	1.146	59	-6	347	26
FSR	34	Izvedeni finančni instrumenti	8	-1	3	0	2	1	0	0	0
FSR	4	Posojila	4.512	483	3.843	0	3.232	596	21	-7	-84
FSR	41	Kratkoročna	1.304	421	931	0	919	1	11	0	-120
FSR	42	Dolgoročna	3.209	62	2.912	0	2.313	595	10	-7	36
FSR	5	Delnice in drug lastniški kapital	1.225	440	370	1	192	89	0	87	-40
FSR	511	Delnice, ki kotirajo	421	265	133	0	82	69	1	-20	-50
FSR	512	Delnice, ki ne kotirajo	157	35	121	1	111	-8	-4	21	-25
FSR	513	Drug lastniški kapital	207	98	-34	0	0	-39	5	-1	18
FSR	52	Delnice/enote investicijskih skladov	439	42	149	0	-2	66	-2	87	18
FSR	6	Zavarovalno tehnične rezervacije	394	6	0	0	2	2	0	-5	-2
FSR	611	Rezervacije iz življenjskih zavarovanj	207	0	0	0	0	0	0	0	0
FSR	612	Rezervacije iz pokojninskih zavarovanj	120	0	0	0	0	0	0	0	0
FSR	62	Druge tehnične rezervacije	67	6	0	0	2	2	0	-5	-2
FSR	7	Druge terjatve	1.590	1.315	7	0	0	28	3	-23	196
FSR	71	Trgovinski krediti in avansi	864	845	-35	0	0	-32	4	-6	50
FSR	79	Drugo	726	470	42	0	0	60	-1	-17	146
OBV	F	**Obveznosti**	12.426	4.329	6.648	130	5.084	931	-5	508	344
OBV	2	Gotovina in vloge	2.008	0	2.005	-190	2.195	0	0	0	3
OBV	21	Gotovina	83	0	80	80	0	0	0	0	3
OBV	22	Prenosljive vloge	1.354	0	1.354	4	1.350	0	0	0	0
OBV	29	Druge vloge	572	0	572	-274	846	0	0	0	0
OBV	3	Vrednostni papirji razen delnic	828	167	450	319	165	-28	-10	3	212
OBV	331	Kratkoročni	92	-47	252	319	-47	-21	0	1	-113
OBV	332	Dolgoročni	737	210	202	0	218	-8	-10	2	325
OBV	34	Izvedeni finančni instrumenti	-1	3	-4	0	-6	2	0	0	0
OBV	4	Posojila	6.913	2.585	3.380	0	2.596	774	26	-15	-22
OBV	41	Kratkoročna	1.580	1.031	570	0	373	186	20	-9	-54
OBV	42	Dolgoročna	5.332	1.554	2.811	0	2.223	588	5	-5	33
OBV	5	Delnice in drug lastniški kapital	599	264	333	0	120	119	-22	116	2
OBV	511	Delnice, ki kotirajo	-2	7	-9	0	0	-10	2	0	0
OBV	512	Delnice, ki ne kotirajo	320	167	150	0	116	20	-5	19	2
OBV	513	Drug lastniški kapital	94	90	4	0	0	23	-19	0	0
OBV	52	Delnice/enote investicijskih skladov	187	0	187	0	4	86	0	97	0
OBV	6	Zavarovalno tehnične rezervacije	388	0	388	0	0	0	0	388	0
OBV	611	Rezervacije iz življenjskih zavarovanj	184	0	184	0	0	0	0	184	0
OBV	612	Rezervacije iz pokojninskih zavarovanj	120	0	120	0	0	0	0	120	0
OBV	62	Druge tehnične rezervacije	84	0	84	0	0	0	0	84	0
OBV	7	Druge obveznosti	1.690	1.313	92	1	8	66	1	15	149
OBV	71	Trgovinski krediti in avansi	969	788	52	0	-5	50	8	-1	48
OBV	79	Drugo	721	526	40	1	13	16	-7	16	101
NETO		**Neto finančna sredstva**	-1.007	-1.731	-11	58	323	-264	-1	-128	-406
			Gospodarstvo Slovenije/ *Total economy*	Nefinančne družbe/ *Non-financial corporations*	Finančne družbe/ *Financial corporations*	Centralna banka/ *Central Bank*	Druge denarne finančne institucije/ *Other monetary financial institutions*	Drugi finančni posredniki / *Other financial intermediaries*	Izvajalci pomožnih finančnih dejavnosti/ *Financial auxiliaries*	Zavarovalnice in pokojninski skladi/ *Insurance corporations and pension funds*	Država/ *General government*
			S1	S11	S12	S121	S122	S123	S124	S125	S13

Non-consolidated financial accounts - transactions 2005 A.1.11.

EUR millions

A.1.11.

Institutional sectors												
S1311	S1313	S1314	S14	S15	S2	S21	S2111	S2112	S22	Financial instruments	Code	Item type
-114	22	31	2.150	96	4.894	4.504	4.009	495	390	**Financial assets**	F	FAS
0	0	0	0	0	34	35	31	4	-1	Monetary gold and SDRs	1	FAS
-232	49	26	1.046	47	1.003	833	812	21	170	Currency and deposits	2	FAS
-1	-1	0	340	0	0	0	0	0	0	Currency	21	FAS
69	20	4	984	26	73	47	48	-1	26	Transferable deposits	22	FAS
-301	30	22	-279	21	930	786	764	22	144	Other deposits	29	FAS
10	-30	46	-47	13	-4	100	219	-119	-104	Securities other than shares	3	FAS
7	-17	9	-5	-4	8	8	8	0	0	Short-term	331	FAS
2	-13	37	-47	17	-17	89	209	-119	-106	Long-term	332	FAS
0	0	0	5	0	4	3	2	1	2	Financial derivatives	34	FAS
-101	-6	23	266	5	2.855	2.716	2.216	500	139	Loans	4	FAS
-145	0	24	70	2	494	406	414	-8	88	Short-term	41	FAS
44	-6	-2	195	3	2.361	2.310	1.802	508	51	Long-term	42	FAS
-2	-5	-33	444	11	564	443	433	11	121	Shares and other equity	5	FAS
-19	-4	-28	72	2	35	-10	-15	5	44	Quoted shares	511	FAS
0	-9	-16	25	1	334	279	266	12	55	Unquoted shares	512	FAS
14	8	-4	124	2	194	173	183	-9	20	Other equity	513	FAS
3	-1	16	223	7	2	1	-2	3	1	Mutual funds shares	52	FAS
-2	0	0	393	-3	14	15	12	3	-1	Insurance technical reserves	6	FAS
0	0	0	207	0	0	0	0	0	0	Life insurance reserves	611	FAS
0	0	0	120	0	0	0	0	0	0	Pension fund reserves	612	FAS
-2	0	0	65	-3	14	15	12	3	-1	Other technical reserves	62	FAS
213	14	-31	49	23	428	362	286	76	66	Other accounts receivable	7	FAS
36	24	-10	-5	8	386	334	263	70	53	Trade credits and advances	71	FAS
177	-11	-21	53	15	42	28	22	6	14	Other	79	FAS
502	29	-188	1.077	28	3.888	2.290	1.517	772	1.598	**Liabilities**	F	LIA
3	0	0	0	0	1.408	1.271	846	425	137	Currency and deposits	2	LIA
3	0	0	0	0	281	237	234	3	45	Currency	21	LIA
0	0	0	0	0	177	168	126	42	10	Transferable deposits	22	LIA
0	0	0	0	0	949	866	486	380	83	Other deposits	29	LIA
212	0	0	0	0	488	345	100	245	143	Securities other than shares	3	LIA
-113	0	0	0	0	-32	-18	-22	4	-14	Short-term	331	LIA
325	0	0	0	0	507	361	120	241	146	Long-term	332	LIA
0	0	0	0	0	13	3	2	0	10	Financial derivatives	34	LIA
96	57	-175	962	7	455	83	70	13	371	Loans	4	LIA
-2	4	-56	34	0	217	73	21	52	144	Short-term	41	LIA
98	54	-119	928	7	238	11	49	-38	227	Long-term	42	LIA
0	0	2	0	0	1.190	403	309	94	787	Shares and other equity	5	LIA
0	0	0	0	0	458	158	106	52	300	Quoted shares	511	LIA
0	0	2	0	0	172	39	8	31	132	Unquoted shares	512	LIA
0	0	0	0	0	307	27	16	10	280	Other equity	513	LIA
0	0	0	0	0	253	179	178	1	74	Mutual funds shares	52	LIA
0	0	0	0	0	20	19	19	-1	1	Insurance technical reserves	6	LIA
0	0	0	0	0	23	21	20	2	1	Life insurance reserves	611	LIA
0	0	0	0	0	0	0	0	0	0	Pension fund reserves	612	LIA
0	0	0	0	0	-3	-3	0	-2	0	Other technical reserves	62	LIA
191	-28	-15	115	22	328	168	172	-4	160	Other accounts payable	7	LIA
36	-11	23	60	22	281	160	168	-8	121	Trade credits and advances	71	LIA
155	-17	-38	55	0	47	9	4	4	38	Other	79	LIA
-616	-8	218	1.073	68	1.007	2.215	2.492	-277	-1.208	**Net financial assets**		NETO
Centralna država/ *Central government*	Lokalna država/ *Local government*	Skladi socialne varnosti/ *Social security funds*	Gospodinjstva/ *Households*	Nepr. inštit., ki opravljajo storitve za gospod./ *Non-profit institutions serving households*	Tujina/ *Rest of the world*	EU/ *European Union*	EMU/ *Members of the EMU*	Ostale članice EU/ *European Union, not EMU*	Ostali (izven EU)/ *Others (not EU)*			
S1311	S1313	S1314	S14	S15	S2	S21	S2111	S2112	S22			

A.1.12. Nekonsolidirani finančni računi - vrednostne spremembe 2005

v mio EUR

A.1.12.

Vrsta post.	Oznaka	Finančni instrumenti	Institucionalni sektorji								
			S1	S11	S12	S121	S122	S123	S124	S125	S13
FSR	F	**Finančna sredstva**	2.103	1.539	250	137	147	204	3	-242	441
FSR	1	Monetarno zlato in SDR	28	0	28	28	0	0	0	0	0
FSR	2	Gotovina in vloge	141	19	40	20	11	4	0	5	20
FSR	21	Gotovina	0	0	0	0	0	0	0	0	0
FSR	22	Prenosljive vloge	1	0	-1	-1	0	0	0	0	2
FSR	29	Druge vloge	140	19	41	21	11	4	0	5	18
FSR	3	Vrednostni papirji razen delnic	43	1	236	75	-8	17	0	152	0
FSR	331	Kratkoročni	22	0	22	0	22	11	0	-11	0
FSR	332	Dolgoročni	20	0	213	75	-31	6	0	162	0
FSR	34	Izvedeni finančni instrumenti	1	0	1	0	1	0	0	0	0
FSR	4	Posojila	496	-33	132	0	131	441	-1	-439	408
FSR	41	Kratkoročna	418	-18	27	0	49	72	0	-94	414
FSR	42	Dolgoročna	78	-15	105	0	82	368	0	-345	-5
FSR	5	Delnice in drug lastniški kapital	1.163	1.354	-213	0	8	-260	3	37	52
FSR	511	Delnice, ki kotirajo	-348	6	-29	0	0	-37	1	7	-64
FSR	512	Delnice, ki ne kotirajo	923	1.041	-196	0	14	-206	2	-7	167
FSR	513	Drug lastniški kapital	531	324	-9	0	2	-14	2	1	-55
FSR	52	Delnice/enote investicijskih skladov	58	-18	22	0	-9	-3	-1	35	5
FSR	6	Zavarovalno tehnične rezervacije	25	3	2	0	1	0	0	2	0
FSR	611	Rezervacije iz življenjskih zavarovanj	10	0	0	0	0	0	0	0	0
FSR	612	Rezervacije iz pokojninskih zavarovanj	4	0	0	0	0	0	0	0	0
FSR	62	Druge tehnične rezervacije	11	3	2	0	1	0	0	2	0
FSR	7	Druge terjatve	205	196	24	14	4	3	0	2	-40
FSR	71	Trgovinski krediti in avansi	182	174	4	0	0	2	0	1	-3
FSR	79	Drugo	24	21	20	14	4	1	0	1	-37
OBV	F	**Obveznosti**	2.074	1.440	214	52	193	462	4	-497	391
OBV	2	Gotovina in vloge	129	0	129	16	114	0	0	0	0
OBV	21	Gotovina	0	0	0	0	0	0	0	0	0
OBV	22	Prenosljive vloge	2	0	2	2	0	0	0	0	0
OBV	29	Druge vloge	127	0	127	14	114	0	0	0	0
OBV	3	Vrednostni papirji razen delnic	-30	9	25	22	2	0	0	0	-64
OBV	331	Kratkoročni	22	0	22	22	0	0	0	0	0
OBV	332	Dolgoročni	-54	8	2	0	1	0	0	0	-64
OBV	34	Izvedeni finančni instrumenti	1	1	1	0	1	0	0	0	0
OBV	4	Posojila	506	-12	74	0	105	321	-1	-352	423
OBV	41	Kratkoročna	419	3	-3	0	-1	-1	0	0	414
OBV	42	Dolgoročna	87	-16	76	0	107	321	0	-352	8
OBV	5	Delnice in drug lastniški kapital	868	900	-57	0	-30	47	4	-78	24
OBV	511	Delnice, ki kotirajo	-581	-559	-22	0	-6	-25	0	10	0
OBV	512	Delnice, ki ne kotirajo	765	727	14	0	20	86	2	-94	24
OBV	513	Drug lastniški kapital	652	733	-81	0	-44	-31	2	-8	0
OBV	52	Delnice/enote investicijskih skladov	32	0	32	0	0	18	0	14	0
OBV	6	Zavarovalno tehnične rezervacije	26	0	26	0	0	0	0	26	0
OBV	611	Rezervacije iz življenjskih zavarovanj	9	0	9	0	0	0	0	9	0
OBV	612	Rezervacije iz pokojninskih zavarovanj	4	0	4	0	0	0	0	4	0
OBV	62	Druge tehnične rezervacije	12	0	12	0	0	0	0	12	0
OBV	7	Druge obveznosti	575	543	18	14	2	94	1	-93	8
OBV	71	Trgovinski krediti in avansi	278	261	0	0	0	1	0	-2	14
OBV	79	Drugo	298	282	18	14	2	93	0	-91	-6
NETO		**Neto finančna sredstva**	29	99	36	85	-45	-257	-1	254	50
			Gospodarstvo Slovenije/ *Total economy*	Nefinančne družbe/ *Non-financial corporations*	Finančne družbe/ *Financial corporations*	Centralna banka/ *Central Bank*	Druge denarne finančne institucije/ *Other monetary financial institutions*	Drugi finančni posredniki / *Other financial intermediaries*	Izvajalci pomožnih finančnih dejavnosti/ *Financial auxiliaries*	Zavarovalnice in pokojninski skladi/ *Insurance corporations and pension funds*	Država/ *General government*
			S1	S11	S12	S121	S122	S123	S124	S125	S13

Non-consolidated financial accounts - revaluation changes 2005 A.1.12.

EUR millions

A.1.12.

Institutional sectors												
S1311	S1313	S1314	S14	S15	S2	S21	S2111	S2112	S22	Financial instruments	Code	Item type
442	-71	69	-168	42	689	623	571	53	65	**Financial assets**	F	FAS
0	0	0	0	0	-28	-28	-14	-14	0	Monetary gold and SDRs	1	FAS
18	2	0	61	1	17	13	13	0	4	Currency and deposits	2	FAS
0	0	0	0	0	0	0	0	0	0	Currency	21	FAS
2	0	0	0	0	0	0	0	0	0	Transferable deposits	22	FAS
16	2	0	61	1	17	13	13	0	4	Other deposits	29	FAS
62	-61	-1	-226	32	-17	-13	-9	-4	-4	Securities other than shares	3	FAS
0	0	0	0	0	0	0	0	0	0	Short-term	331	FAS
62	-61	-1	-226	32	-17	-13	-9	-4	-4	Long-term	332	FAS
0	0	0	0	0	0	0	0	0	0	Financial derivatives	34	FAS
409	0	0	-11	0	15	12	-2	14	3	Loans	4	FAS
414	0	0	-4	0	2	2	1	0	0	Short-term	41	FAS
-5	0	0	-7	0	13	10	-3	14	3	Long-term	42	FAS
-44	-14	111	-32	3	202	197	169	27	5	Shares and other equity	5	FAS
-17	-2	-46	-262	0	-123	-97	-97	0	-26	Quoted shares	511	FAS
12	3	151	-89	1	141	148	144	3	-7	Unquoted shares	512	FAS
-40	-15	0	269	1	183	143	114	29	41	Other equity	513	FAS
0	0	5	49	0	1	3	7	-4	-2	Mutual funds shares	52	FAS
0	0	0	20	0	1	0	0	0	1	Insurance technical reserves	6	FAS
0	0	0	10	0	0	0	0	0	0	Life insurance reserves	611	FAS
0	0	0	4	0	0	0	0	0	0	Pension fund reserves	612	FAS
0	0	0	6	0	1	0	0	0	1	Other technical reserves	62	FAS
-2	2	-40	20	6	498	442	414	28	56	Other accounts receivable	7	FAS
0	1	-4	7	0	231	177	151	27	54	Trade credits and advances	71	FAS
-3	2	-36	13	6	267	265	263	2	3	Other	79	FAS
382	2	7	29	0	718	501	451	50	217	**Liabilities**	F	LIA
0	0	0	0	0	29	23	13	10	6	Currency and deposits	2	LIA
0	0	0	0	0	0	0	0	0	0	Currency	21	LIA
0	0	0	0	0	-1	0	0	0	0	Transferable deposits	22	LIA
0	0	0	0	0	30	23	13	10	7	Other deposits	29	LIA
-64	0	0	0	0	57	43	36	7	14	Securities other than shares	3	LIA
0	0	0	0	0	0	0	0	0	0	Short-term	331	LIA
-64	0	0	0	0	56	42	36	7	14	Long-term	332	LIA
0	0	0	0	0	1	0	0	0	0	Financial derivatives	34	LIA
423	-1	0	23	0	6	2	1	0	4	Loans	4	LIA
414	0	0	4	0	2	1	0	0	1	Short-term	41	LIA
9	-1	0	19	0	4	1	1	0	3	Long-term	42	LIA
22	0	2	0	0	497	365	349	16	132	Shares and other equity	5	LIA
0	0	0	0	0	110	45	37	8	65	Quoted shares	511	LIA
22	0	2	0	0	299	287	284	3	11	Unquoted shares	512	LIA
0	0	0	0	0	63	14	9	5	49	Other equity	513	LIA
0	0	0	0	0	26	19	19	0	7	Mutual funds shares	52	LIA
0	0	0	0	0	1	1	1	0	0	Insurance technical reserves	6	LIA
0	0	0	0	0	1	1	0	0	0	Life insurance reserves	611	LIA
0	0	0	0	0	0	0	0	0	0	Pension fund reserves	612	LIA
0	0	0	0	0	0	0	0	0	0	Other technical reserves	62	LIA
2	2	4	7	0	128	68	51	17	60	Other accounts payable	7	LIA
11	2	0	3	0	135	64	47	17	70	Trade credits and advances	71	LIA
-10	0	3	4	0	-6	4	4	0	-10	Other	79	LIA
60	-73	63	-198	42	-29	122	119	3	-151	**Net financial assets**		NETO
Centralna država/ *Central government*	Lokalna država/ *Local government*	Skladi socialne varnosti/ *Social security funds*	Gospodinjstva/ *Households*	Nepr. inštit., ki opravljajo storitve za gospod./ *Non-profit institutions serving households*	Tujina/ *Rest of the world*	EU/ *European Union*	EMU/ *Members of the EMU*	Ostale članice EU/ *European Union, not EMU*	Ostali (izven EU)/ *Others (not EU)*			
S1311	S1313	S1314	S14	S15	S2	S21	S2111	S2112	S22			

A.1.13. Nekonsolidirani finančni računi - stanja 2005 (konec leta)

v mio EUR

A.1.13.

Vrsta post.	Oznaka	Finančni instrumenti	Institucionalni sektorji								
			S1	S11	S12	S121	S122	S123	S124	S125	S13
FSR	F	**Finančna sredstva**	124.964	33.820	48.078	7.160	29.972	6.700	348	3.898	14.892
FSR	1	Monetarno zlato in SDR	80	0	80	80	0	0	0	0	0
FSR	2	Gotovina in vloge	24.085	3.219	5.458	1.374	3.256	382	58	387	1.258
FSR	21	Gotovina	3.030	54	181	1	177	1	2	0	3
FSR	22	Prenosljive vloge	7.311	1.124	1.010	40	872	74	21	5	289
FSR	29	Druge vloge	13.744	2.040	4.267	1.334	2.208	308	35	382	966
FSR	3	Vrednostni papirji razen delnic	17.937	537	16.347	5.571	7.930	461	11	2.374	534
FSR	331	Kratkoročni	3.943	94	3.747	0	3.637	44	1	66	89
FSR	332	Dolgoročni	13.955	434	12.578	5.571	4.273	416	11	2.308	444
FSR	34	Izvedeni finančni instrumenti	39	9	22	0	20	1	0	0	1
FSR	4	Posojila	24.917	3.132	20.008	0	17.121	2.792	65	30	893
FSR	41	Kratkoročna	8.050	1.640	5.727	0	5.343	333	39	11	365
FSR	42	Dolgoročna	16.867	1.491	14.281	0	11.777	2.459	26	18	527
FSR	5	Delnice in drug lastniški kapital	36.448	14.406	4.867	23	1.175	2.743	183	743	8.441
FSR	511	Delnice, ki kotirajo	7.387	1.792	2.063	0	323	1.474	60	207	1.351
FSR	512	Delnice, ki ne kotirajo	13.221	5.294	1.808	22	656	793	79	257	4.586
FSR	513	Drug lastniški kapital	13.130	7.017	447	1	103	281	35	26	2.474
FSR	52	Delnice/enote investicijskih skladov	2.710	302	548	0	93	194	9	252	31
FSR	6	Zavarovalno tehnične rezervacije	2.805	297	227	0	53	2	2	170	1
FSR	611	Rezervacije iz življenjskih zavarovanj	1.137	0	0	0	0	0	0	0	0
FSR	612	Rezervacije iz pokojninskih zavarovanj	510	0	0	0	0	0	0	0	0
FSR	62	Druge tehnične rezervacije	1.158	297	227	0	53	2	2	170	1
FSR	7	Druge terjatve	18.692	12.229	1.092	111	437	320	28	196	3.765
FSR	71	Trgovinski krediti in avansi	11.049	9.876	334	1	18	166	10	139	279
FSR	79	Drugo	7.643	2.353	758	111	419	154	18	56	3.486
OBV	F	**Obveznosti**	128.298	62.358	46.039	6.240	28.808	6.715	269	4.007	13.020
OBV	2	Gotovina in vloge	20.673	0	20.658	2.583	18.076	0	0	0	14
OBV	21	Gotovina	910	0	896	896	0	0	0	0	14
OBV	22	Prenosljive vloge	7.099	0	7.099	600	6.499	0	0	0	0
OBV	29	Druge vloge	12.664	0	12.664	1.087	11.576	0	0	0	0
OBV	3	Vrednostni papirji razen delnic	12.935	530	5.207	3.543	1.604	8	2	50	7.198
OBV	331	Kratkoročni	3.954	46	3.571	3.543	25	1	0	1	338
OBV	332	Dolgoročni	8.945	468	1.617	0	1.561	5	2	49	6.860
OBV	34	Izvedeni finančni instrumenti	36	16	19	0	17	2	0	0	0
OBV	4	Posojila	35.633	18.184	10.321	0	6.534	3.664	122	0	1.646
OBV	41	Kratkoročna	8.343	5.935	1.232	0	701	440	91	0	442
OBV	42	Dolgoročna	27.290	12.249	9.089	0	5.833	3.224	32	0	1.204
OBV	5	Delnice in drug lastniški kapital	38.708	31.243	6.235	0	2.360	2.732	95	1.048	1.230
OBV	511	Delnice, ki kotirajo	6.656	6.262	394	0	11	366	7	10	0
OBV	512	Delnice, ki ne kotirajo	14.788	10.499	3.059	0	2.345	107	37	570	1.230
OBV	513	Drug lastniški kapital	14.865	14.482	384	0	0	297	51	35	0
OBV	52	Delnice/enote investicijskih skladov	2.398	0	2.398	0	5	1.961	0	432	0
OBV	6	Zavarovalno tehnične rezervacije	2.805	0	2.805	0	0	0	0	2.805	0
OBV	611	Rezervacije iz življenjskih zavarovanj	1.069	0	1.069	0	0	0	0	1.069	0
OBV	612	Rezervacije iz pokojninskih zavarovanj	510	0	510	0	0	0	0	510	0
OBV	62	Druge tehnične rezervacije	1.226	0	1.226	0	0	0	0	1.226	0
OBV	7	Druge obveznosti	17.545	12.401	813	113	234	311	50	105	2.931
OBV	71	Trgovinski krediti in avansi	10.565	8.833	245	1	38	130	14	62	631
OBV	79	Drugo	6.980	3.568	567	112	196	181	36	43	2.299
NETO		**Neto finančna sredstva**	-3.334	-28.538	2.040	920	1.164	-15	79	-109	1.872
			Gospodarstvo Slovenije/ *Total economy*	Nefinančne družbe/ *Non-financial corporations*	Finančne družbe/ *Financial corporations*	Centralna banka/ *Central Bank*	Druge denarne finančne institucije/ *Other monetary financial institutions*	Drugi finančni posredniki / *Other financial intermediaries*	Izvajalci pomožnih finančnih dejavnosti/ *Financial auxiliaries*	Zavarovalnice in pokojninski skladi/ *Insurance corporations and pension funds*	Država/ *General government*
			S1	S11	S12	S121	S122	S123	S124	S125	S13

Non-consolidated financial accounts - outstanding amounts 2005 (end of year) A.1.13.

EUR millions

A.1.13.

Institutional sectors												
S1311	S1313	S1314	S14	S15	S2	S21	S2111	S2112	S22	Financial instruments	Code	Item type
11.966	1.145	1.781	27.726	448	26.084	22.499	18.620	3.879	3.585	**Financial assets**	F	FAS
0	0	0	0	0	-80	-70	-35	-36	-10	Monetary gold and SDRs	1	FAS
876	300	82	13.914	236	2.343	1.879	1.843	36	464	Currency and deposits	2	FAS
2	2	0	2.792	0	0	0	0	0	0	Currency	21	FAS
209	76	5	4.780	107	269	137	127	10	132	Transferable deposits	22	FAS
666	222	77	6.342	130	2.074	1.742	1.716	26	332	Other deposits	29	FAS
331	5	198	468	51	2.098	1.758	1.268	491	340	Securities other than shares	3	FAS
76	2	12	12	0	21	16	16	0	5	Short-term	331	FAS
254	3	187	449	50	2.060	1.728	1.240	488	332	Long-term	332	FAS
1	0	0	7	0	17	14	12	3	2	Financial derivatives	34	FAS
841	26	25	871	14	12.227	11.644	9.164	2.479	583	Loans	4	FAS
341	1	24	311	7	751	657	628	29	94	Short-term	41	FAS
501	25	1	560	7	11.476	10.987	8.537	2.450	489	Long-term	42	FAS
6.600	592	1.249	8.645	88	5.945	4.382	3.915	467	1.564	Shares and other equity	5	FAS
668	28	655	2.174	6	255	170	156	14	84	Quoted shares	511	FAS
4.023	92	471	1.496	37	2.596	1.749	1.565	184	848	Unquoted shares	512	FAS
1.904	469	100	3.159	33	3.071	2.445	2.183	262	626	Other equity	513	FAS
5	2	23	1.816	12	23	18	10	7	6	Mutual funds shares	52	FAS
0	0	0	2.280	0	82	23	19	4	59	Insurance technical reserves	6	FAS
0	0	0	1.137	0	0	0	0	0	0	Life insurance reserves	611	FAS
0	0	0	510	0	0	0	0	0	0	Pension fund reserves	612	FAS
0	0	0	632	0	82	23	19	4	59	Other technical reserves	62	FAS
3.317	222	226	1.547	59	3.469	2.884	2.446	438	585	Other accounts receivable	7	FAS
117	137	24	538	23	2.973	2.432	2.008	424	542	Trade credits and advances	71	FAS
3.199	84	203	1.009	36	496	453	438	15	43	Other	79	FAS
11.187	510	1.323	6.772	110	22.750	14.710	12.388	2.322	8.040	**Liabilities**	F	LIA
14	0	0	0	0	5.756	4.975	4.173	802	781	Currency and deposits	2	LIA
14	0	0	0	0	2.120	1.683	1.661	22	437	Currency	21	LIA
0	0	0	0	0	481	429	376	53	52	Transferable deposits	22	LIA
0	0	0	0	0	3.155	2.863	2.136	728	291	Other deposits	29	LIA
7.198	0	0	0	0	7.100	5.809	5.023	786	1.291	Securities other than shares	3	LIA
338	0	0	0	0	10	9	4	5	1	Short-term	331	LIA
6.860	0	0	0	0	7.070	5.791	5.011	780	1.279	Long-term	332	LIA
0	0	0	0	0	20	9	8	1	11	Financial derivatives	34	LIA
1.378	248	20	5.417	65	1.511	420	319	101	1.091	Loans	4	LIA
416	9	17	722	11	458	163	101	63	295	Short-term	41	LIA
962	239	4	4.695	54	1.053	257	218	39	796	Long-term	42	LIA
22	0	1.208	0	0	3.685	1.604	1.383	221	2.081	Shares and other equity	5	LIA
0	0	0	0	0	985	405	322	84	580	Quoted shares	511	LIA
22	0	1.208	0	0	1.030	715	649	66	315	Unquoted shares	512	LIA
0	0	0	0	0	1.335	247	176	71	1.088	Other equity	513	LIA
0	0	0	0	0	335	237	236	1	98	Mutual funds shares	52	LIA
0	0	0	0	0	83	80	70	11	2	Insurance technical reserves	6	LIA
0	0	0	0	0	69	67	62	5	2	Life insurance reserves	611	LIA
0	0	0	0	0	0	0	0	0	0	Pension fund reserves	612	LIA
0	0	0	0	0	14	14	8	6	0	Other technical reserves	62	LIA
2.574	263	95	1.355	45	4.616	1.822	1.421	401	2.794	Other accounts payable	7	LIA
406	162	63	814	41	3.457	1.761	1.372	389	1.696	Trade credits and advances	71	LIA
2.168	101	31	541	4	1.159	61	49	12	1.098	Other	79	LIA
779	635	458	20.954	338	3.334	7.789	6.232	1.557	-4.455	**Net financial assets**		NETO
Centralna država/ *Central government*	Lokalna država/ *Local government*	Skladi socialne varnosti/ *Social security funds*	Gospodinjstva/ *Households*	Nepr. inštit., ki opravljajo storitve za gospod./ *Non-profit institutions serving households*	Tujina/ *Rest of the world*	EU/ *European Union*	EMU/ *Members of the EMU*	Ostale članice EU/ *European Union, not EMU*	Ostali (izven EU)/ *Others (not EU)*			
S1311	S1313	S1314	S14	S15	S2	S21	S2111	S2112	S22			

A.1.14. Nekonsolidirani finančni računi - transakcije 2006

v mio EUR

A.1.14.

Vrsta post.	Oznaka	Finančni instrumenti	Institucionalni sektorji								
			S1	S11	S12	S121	S122	S123	S124	S125	S13
FSR	F	**Finančna sredstva**	10.728	2.692	5.451	-1.292	4.553	1.154	147	888	382
FSR	1	Monetarno zlato in SDR	0	0	0	0	0	0	0	0	0
FSR	2	Gotovina in vloge	2.190	266	357	-339	589	79	33	-6	351
FSR	21	Gotovina	581	18	57	1	55	0	1	0	0
FSR	22	Prenosljive vloge	1.318	140	647	-7	575	59	13	5	-53
FSR	29	Druge vloge	291	109	-346	-333	-41	20	19	-11	404
FSR	3	Vrednostni papirji razen delnic	-975	3	-982	-967	-540	-38	0	563	-27
FSR	331	Kratkoročni	-1.392	26	-1.385	0	-1.439	-5	3	56	-28
FSR	332	Dolgoročni	358	-61	400	-967	899	-34	-4	506	-4
FSR	34	Izvedeni finančni instrumenti	58	37	3	0	1	1	0	1	4
FSR	4	Posojila	5.520	227	5.353	0	4.488	844	20	1	-25
FSR	41	Kratkoročna	1.966	276	1.595	0	1.503	76	14	2	110
FSR	42	Dolgoročna	3.555	-49	3.758	0	2.986	768	6	-2	-136
FSR	5	Delnice in drug lastniški kapital	1.349	503	598	0	176	58	65	299	-110
FSR	511	Delnice, ki kotirajo	500	117	402	0	77	214	37	75	-96
FSR	512	Delnice, ki ne kotirajo	18	184	-31	0	9	-102	20	42	-40
FSR	513	Drug lastniški kapital	291	175	-3	0	53	-101	6	39	10
FSR	52	Delnice/enote investicijskih skladov	540	28	230	0	37	48	2	143	16
FSR	6	Zavarovalno tehnične rezervacije	500	27	24	0	6	-1	-1	20	15
FSR	611	Rezervacije iz življenjskih zavarovanj	253	0	0	0	0	0	0	0	0
FSR	612	Rezervacije iz pokojninskih zavarovanj	136	0	0	0	0	0	0	0	0
FSR	62	Druge tehnične rezervacije	111	27	24	0	6	-1	-1	20	15
FSR	7	Druge terjatve	2.145	1.666	100	14	-166	211	30	11	179
FSR	71	Trgovinski krediti in avansi	1.524	1.472	67	9	-11	60	3	5	-88
FSR	79	Drugo	621	194	33	5	-155	151	27	6	267
OBV	F	**Obveznosti**	11.773	4.649	5.126	-1.347	4.423	1.405	56	588	797
OBV	2	Gotovina in vloge	2.821	0	2.820	358	2.462	0	0	0	1
OBV	21	Gotovina	-258	0	-258	-258	0	0	0	0	1
OBV	22	Prenosljive vloge	1.205	0	1.205	348	858	0	0	0	0
OBV	29	Druge vloge	1.873	0	1.873	269	1.604	0	0	0	0
OBV	3	Vrednostni papirji razen delnic	-967	-24	-1.625	-1.719	80	12	2	0	682
OBV	331	Kratkoročni	-1.695	9	-1.716	-1.719	-13	17	0	-1	11
OBV	332	Dolgoročni	679	-36	45	0	46	-5	2	1	670
OBV	34	Izvedeni finančni instrumenti	49	3	46	0	47	0	0	0	0
OBV	4	Posojila	6.813	2.973	2.707	0	1.600	1.059	58	-10	-163
OBV	41	Kratkoročna	1.734	1.246	119	0	-69	142	56	-10	111
OBV	42	Dolgoročna	5.078	1.728	2.588	0	1.669	916	2	0	-274
OBV	5	Delnice in drug lastniški kapital	766	224	539	0	142	260	-1	139	2
OBV	511	Delnice, ki kotirajo	80	17	64	0	1	66	-2	-1	0
OBV	512	Delnice, ki ne kotirajo	164	-21	183	0	140	5	2	36	2
OBV	513	Drug lastniški kapital	243	229	14	0	0	16	-2	0	0
OBV	52	Delnice/enote investicijskih skladov	279	0	279	0	2	173	0	104	0
OBV	6	Zavarovalno tehnične rezervacije	481	0	481	0	0	0	0	481	0
OBV	611	Rezervacije iz življenjskih zavarovanj	238	0	238	0	0	0	0	238	0
OBV	612	Rezervacije iz pokojninskih zavarovanj	136	0	136	0	0	0	0	136	0
OBV	62	Druge tehnične rezervacije	108	0	108	0	0	0	0	108	0
OBV	7	Druge obveznosti	1.859	1.476	202	14	139	75	-3	-23	276
OBV	71	Trgovinski krediti in avansi	1.365	1.340	-28	2	-6	-7	-4	-13	-26
OBV	79	Drugo	494	136	230	12	145	82	1	-10	303
NETO		**Neto finančna sredstva**	-1.045	-1.957	325	55	131	-251	91	299	-415
			Gospodarstvo Slovenije/ *Total economy*	Nefinančne družbe/ *Non-financial corporations*	Finančne družbe/ *Financial corporations*	Centralna banka/ *Central Bank*	Druge denarne finančne institucije/ *Other monetary financial institutions*	Drugi finančni posredniki / *Other financial intermediaries*	Izvajalci pomožnih finančnih dejavnosti/ *Financial auxiliaries*	Zavarovalnice in pokojninski skladi/ *Insurance corporations and pension funds*	Država/ *General government*
			S1	S11	S12	S121	S122	S123	S124	S125	S13

Non-consolidated financial accounts - transactions 2006 A.1.14.

EUR millions

A.1.14.

Institutional sectors												
S1311	S1313	S1314	S14	S15	S2	S21	S2111	S2112	S22	Financial instruments	Code	Item type
409	-14	-13	2.169	34	4.529	4.105	3.924	180	424	**Financial assets**	F	FAS
0	0	0	0	0	0	35	35	0	-36	Monetary gold and SDRs	1	FAS
352	36	-38	1.179	37	1.027	901	839	62	126	Currency and deposits	2	FAS
-1	0	0	506	0	0	0	0	0	0	Currency	21	FAS
-57	-4	8	558	26	9	2	-28	30	7	Transferable deposits	22	FAS
409	40	-46	114	11	1.018	899	867	32	119	Other deposits	29	FAS
-56	1	28	22	9	486	496	420	77	-11	Securities other than shares	3	FAS
-32	0	4	-5	0	2	8	8	0	-5	Short-term	331	FAS
-27	0	23	14	8	471	477	401	76	-5	Long-term	332	FAS
3	0	1	13	0	12	12	11	1	0	Financial derivatives	34	FAS
-28	-4	6	-32	-3	2.092	2.073	2.113	-40	19	Loans	4	FAS
104	0	6	-12	-3	70	-85	-152	67	155	Short-term	41	FAS
-132	-4	0	-20	0	2.022	2.158	2.264	-107	-135	Long-term	42	FAS
-68	-20	-23	355	3	457	347	309	39	109	Shares and other equity	5	FAS
-80	-12	-4	76	0	163	73	52	20	91	Quoted shares	511	FAS
-6	-5	-29	-95	1	144	127	118	9	17	Unquoted shares	512	FAS
8	-2	4	106	4	157	153	137	16	4	Other equity	513	FAS
9	0	7	269	-2	-7	-5	2	-7	-3	Mutual funds shares	52	FAS
12	1	2	431	2	10	3	4	-1	7	Insurance technical reserves	6	FAS
0	0	0	253	0	0	0	0	0	0	Life insurance reserves	611	FAS
0	0	0	136	0	0	0	0	0	0	Pension fund reserves	612	FAS
12	1	2	42	2	10	3	4	-1	7	Other technical reserves	62	FAS
197	-29	11	212	-13	458	248	204	44	210	Other accounts receivable	7	FAS
-46	-37	-4	73	-1	458	244	198	46	215	Trade credits and advances	71	FAS
243	9	15	139	-12	-1	4	6	-2	-5	Other	79	FAS
804	21	-27	1.220	-19	3.484	1.217	1.393	-175	2.267	**Liabilities**	F	LIA
1	0	0	0	0	396	248	554	-306	148	Currency and deposits	2	LIA
1	0	0	0	0	838	735	729	6	103	Currency	21	LIA
0	0	0	0	0	122	97	105	-8	25	Transferable deposits	22	LIA
0	0	0	0	0	-564	-584	-280	-304	20	Other deposits	29	LIA
682	0	0	0	0	478	151	198	-47	326	Securities other than shares	3	LIA
11	0	0	0	0	306	291	287	4	15	Short-term	331	LIA
670	0	0	0	0	150	-164	-113	-50	314	Long-term	332	LIA
0	0	0	0	0	21	24	24	0	-3	Financial derivatives	34	LIA
-178	31	-17	1.296	0	800	166	76	90	634	Loans	4	LIA
124	3	-17	258	0	301	165	131	35	136	Short-term	41	LIA
-301	28	-1	1.037	0	499	0	-55	55	498	Long-term	42	LIA
2	0	0	0	0	1.039	276	273	3	763	Shares and other equity	5	LIA
0	0	0	0	0	582	166	106	60	416	Quoted shares	511	LIA
2	0	0	0	0	-2	-82	-23	-59	80	Unquoted shares	512	LIA
0	0	0	0	0	205	-21	-18	-3	225	Other equity	513	LIA
0	0	0	0	0	254	212	207	5	41	Mutual funds shares	52	LIA
0	0	0	0	0	28	27	27	0	2	Insurance technical reserves	6	LIA
0	0	0	0	0	16	16	11	5	-1	Life insurance reserves	611	LIA
0	0	0	0	0	0	0	0	0	0	Pension fund reserves	612	LIA
0	0	0	0	0	13	11	16	-6	2	Other technical reserves	62	LIA
297	-10	-10	-76	-19	743	350	265	85	394	Other accounts payable	7	LIA
-12	-2	-13	99	-20	617	258	184	74	359	Trade credits and advances	71	LIA
309	-8	2	-175	1	126	92	81	11	34	Other	79	LIA
-394	-35	14	949	53	1.045	2.887	2.532	356	-1.842	**Net financial assets**		NETO
Centralna država/ *Central government*	Lokalna država/ *Local government*	Skladi socialne varnosti/ *Social security funds*	Gospodinjstva/ *Households*	Nepr. inštit., ki opravljajo storitve za gospod./ *Non-profit institutions serving households*	Tujina/ *Rest of the world*	EU/ *European Union*	EMU/ *Members of the EMU*	Ostale članice EU/ *European Union, not EMU*	Ostali (izven EU)/ *Others (not EU)*			
S1311	S1313	S1314	S14	S15	S2	S21	S2111	S2112	S22			

A.1.15. Nekonsolidirani finančni računi - vrednostne spremembe 2006

v mio EUR

A.1.15.

Vrsta post.	Oznaka	Finančni instrumenti	Institucionalni sektorji								
			S1	S11	S12	S121	S122	S123	S124	S125	S13
FSR	F	**Finančna sredstva**	4.968	1.169	666	-187	100	568	58	128	1.530
FSR	1	Monetarno zlato in SDR	7	0	7	7	0	0	0	0	0
FSR	2	Gotovina in vloge	-50	-2	-63	-25	-41	1	-24	26	-17
FSR	21	Gotovina	-1	0	-1	0	-1	0	0	0	0
FSR	22	Prenosljive vloge	-24	4	-17	0	-17	1	0	0	-1
FSR	29	Druge vloge	-25	-6	-45	-25	-23	0	-24	26	-15
FSR	3	Vrednostni papirji razen delnic	-295	31	-348	-157	-126	-1	0	-64	3
FSR	331	Kratkoročni	-1	0	-1	0	-1	0	0	0	0
FSR	332	Dolgoročni	-343	12	-377	-157	-155	-1	0	-64	4
FSR	34	Izvedeni finančni instrumenti	49	19	30	0	30	0	0	0	-1
FSR	4	Posojila	-238	-214	-6	0	43	-28	-20	0	-8
FSR	41	Kratkoročna	-197	-186	-2	0	-4	3	-1	0	-5
FSR	42	Dolgoročna	-41	-27	-4	0	47	-31	-19	0	-3
FSR	5	Delnice in drug lastniški kapital	6.166	771	1.087	-1	228	592	101	166	2.792
FSR	511	Delnice, ki kotirajo	4.912	891	868	0	222	490	71	85	2.076
FSR	512	Delnice, ki ne kotirajo	546	-244	97	-1	-25	75	28	21	766
FSR	513	Drug lastniški kapital	153	54	18	0	12	2	1	3	-64
FSR	52	Delnice/enote investicijskih skladov	555	70	105	0	20	26	2	57	14
FSR	6	Zavarovalno tehnične rezervacije	45	10	2	0	1	0	0	1	0
FSR	611	Rezervacije iz življenjskih zavarovanj	58	0	0	0	0	0	0	0	0
FSR	612	Rezervacije iz pokojninskih zavarovanj	-3	0	0	0	0	0	0	0	0
FSR	62	Druge tehnične rezervacije	-10	10	2	0	1	0	0	1	0
FSR	7	Druge terjatve	-667	573	-14	-11	-5	4	0	-2	-1.241
FSR	71	Trgovinski krediti in avansi	422	234	3	0	0	2	0	2	179
FSR	79	Drugo	-1.089	339	-17	-11	-5	2	0	-4	-1.420
OBV	F	**Obveznosti**	5.787	4.032	1.346	-37	257	524	140	460	399
OBV	2	Gotovina in vloge	-33	0	-33	-15	-18	0	0	0	0
OBV	21	Gotovina	0	0	0	0	0	0	0	0	0
OBV	22	Prenosljive vloge	-28	0	-28	-2	-26	0	0	0	0
OBV	29	Druge vloge	-5	0	-5	-13	7	0	0	0	0
OBV	3	Vrednostni papirji razen delnic	-105	6	50	-10	63	-1	0	-1	-161
OBV	331	Kratkoročni	-15	0	-16	-10	-5	0	0	0	1
OBV	332	Dolgoročni	-121	-3	45	0	47	0	0	-1	-163
OBV	34	Izvedeni finančni instrumenti	31	9	21	0	21	0	0	0	0
OBV	4	Posojila	-320	-308	-4	0	20	-53	20	9	-7
OBV	41	Kratkoročna	-189	-189	9	0	3	-9	6	9	-1
OBV	42	Dolgoročna	-131	-119	-13	0	18	-44	13	0	-6
OBV	5	Delnice in drug lastniški kapital	6.405	3.963	1.312	0	212	575	120	404	1.130
OBV	511	Delnice, ki kotirajo	4.777	4.840	-64	0	0	-65	2	-1	0
OBV	512	Delnice, ki ne kotirajo	1.028	-940	839	0	212	136	110	381	1.130
OBV	513	Drug lastniški kapital	106	64	42	0	0	29	8	5	0
OBV	52	Delnice/enote investicijskih skladov	494	0	494	0	0	474	0	19	0
OBV	6	Zavarovalno tehnične rezervacije	47	0	47	0	0	0	0	47	0
OBV	611	Rezervacije iz življenjskih zavarovanj	57	0	57	0	0	0	0	57	0
OBV	612	Rezervacije iz pokojninskih zavarovanj	-2	0	-2	0	0	0	0	-2	0
OBV	62	Druge tehnične rezervacije	-8	0	-8	0	0	0	0	-8	0
OBV	7	Druge obveznosti	-207	371	-27	-11	-20	3	0	1	-562
OBV	71	Trgovinski krediti in avansi	687	493	2	0	0	1	0	1	182
OBV	79	Drugo	-894	-122	-29	-11	-20	2	0	0	-744
NETO		**Neto finančna sredstva**	-819	-2.863	-679	-150	-157	44	-83	-333	1.131
			Gospodarstvo Slovenije/ *Total economy*	Nefinančne družbe/ *Non-financial corporations*	Finančne družbe/ *Financial corporations*	Centralna banka/ *Central Bank*	Druge denarne finančne institucije/ *Other monetary financial institutions*	Drugi finančni posredniki / *Other financial intermediaries*	Izvajalci pomožnih finančnih dejavnosti/ *Financial auxiliaries*	Zavarovalnice in pokojninski skladi/ *Insurance corporations and pension funds*	Država/ *General government*
			S1	S11	S12	S121	S122	S123	S124	S125	S13

Non-consolidated financial accounts - revaluation changes 2006 A.1.15.

EUR millions

A.1.15.

Institutional sectors												
S1311	S1313	S1314	S14	S15	S2	S21	S2111	S2112	S22	Financial instruments	Code	Item type
1.204	-101	427	1.611	-8	307	736	628	108	-429	**Financial assets**	F	FAS
0	0	0	0	0	-7	-5	-1	-4	-3	Monetary gold and SDRs	1	FAS
-18	1	0	37	-6	-40	286	288	-1	-326	Currency and deposits	2	FAS
0	0	0	0	0	0	0	0	0	0	Currency	21	FAS
-1	-1	0	-4	-7	-25	-11	-10	-1	-14	Transferable deposits	22	FAS
-18	2	0	42	0	-15	298	298	0	-312	Other deposits	29	FAS
2	0	1	20	-1	-19	-13	-11	-2	-5	Securities other than shares	3	FAS
0	0	0	0	0	0	0	0	0	0	Short-term	331	FAS
2	0	2	20	-1	-23	-15	-13	-3	-8	Long-term	332	FAS
0	0	-1	0	0	4	2	2	0	2	Financial derivatives	34	FAS
-7	0	0	-11	0	-271	-8	-19	11	-263	Loans	4	FAS
-4	0	0	-4	0	-160	75	69	6	-235	Short-term	41	FAS
-2	0	0	-7	0	-112	-84	-89	5	-28	Long-term	42	FAS
2.471	-103	425	1.515	1	338	234	208	26	104	Shares and other equity	5	FAS
1.692	7	377	1.075	3	155	89	70	19	66	Quoted shares	511	FAS
712	6	48	-68	-6	198	146	134	12	52	Unquoted shares	512	FAS
51	-117	2	146	0	-20	-5	1	-6	-14	Other equity	513	FAS
16	1	-2	362	5	4	3	2	1	1	Mutual funds shares	52	FAS
0	0	0	34	-2	2	0	0	0	2	Insurance technical reserves	6	FAS
0	0	0	58	0	0	0	0	0	0	Life insurance reserves	611	FAS
0	0	0	-3	0	1	0	0	0	1	Pension fund reserves	612	FAS
0	0	0	-20	-2	1	0	0	0	0	Other technical reserves	62	FAS
-1.244	1	2	15	0	305	242	164	78	62	Other accounts receivable	7	FAS
178	1	0	6	0	434	392	315	77	42	Trade credits and advances	71	FAS
-1.421	0	1	9	0	-130	-150	-151	1	21	Other	79	FAS
62	-3	340	12	-2	-512	-166	-219	52	-346	**Liabilities**	F	LIA
0	0	0	0	0	-57	-58	-52	-6	1	Currency and deposits	2	LIA
0	0	0	0	0	-1	-1	-1	0	0	Currency	21	LIA
0	0	0	0	0	-22	-21	-20	-1	-1	Transferable deposits	22	LIA
0	0	0	0	0	-34	-37	-32	-5	3	Other deposits	29	LIA
-161	0	0	0	0	-209	-171	-141	-30	-38	Securities other than shares	3	LIA
1	0	0	0	0	14	14	15	0	-1	Short-term	331	LIA
-163	0	0	0	0	-245	-200	-167	-32	-45	Long-term	332	LIA
0	0	0	0	0	22	14	12	2	8	Financial derivatives	34	LIA
-2	-5	0	1	-2	-190	-123	-91	-32	-67	Loans	4	LIA
-1	0	0	-8	0	-168	-133	-109	-25	-35	Short-term	41	LIA
-1	-5	0	10	-2	-22	10	18	-8	-32	Long-term	42	LIA
789	0	340	0	0	99	-83	-116	32	183	Shares and other equity	5	LIA
0	0	0	0	0	291	74	57	17	216	Quoted shares	511	LIA
789	0	340	0	0	-284	-215	-229	14	-69	Unquoted shares	512	LIA
0	0	0	0	0	28	3	2	1	24	Other equity	513	LIA
0	0	0	0	0	65	55	54	0	11	Mutual funds shares	52	LIA
0	0	0	0	0	-1	-3	-2	0	2	Insurance technical reserves	6	LIA
0	0	0	0	0	1	-1	-1	0	2	Life insurance reserves	611	LIA
0	0	0	0	0	0	0	0	0	0	Pension fund reserves	612	LIA
0	0	0	0	0	-2	-2	-2	0	0	Other technical reserves	62	LIA
-564	2	0	11	0	-155	272	183	89	-427	Other accounts payable	7	LIA
180	1	1	10	0	169	111	79	31	59	Trade credits and advances	71	LIA
-745	1	0	1	0	-324	161	104	58	-485	Other	79	LIA
1.143	-98	86	1.598	-6	819	902	847	55	-83	**Net financial assets**		NETO
Centralna država/ *Central government*	Lokalna država/ *Local government*	Skladi socialne varnosti/ *Social security funds*	Gospodinjstva/ *Households*	Nepr. inštit., ki opravljajo storitve za gospod./ *Non-profit institutions serving households*	Tujina/ *Rest of the world*	EU/ *European Union*	EMU/ *Members of the EMU*	Ostale članice EU/ *European Union, not EMU*	Ostali (izven EU)/ *Others (not EU)*			
S1311	S1313	S1314	S14	S15	S2	S21	S2111	S2112	S22			

A.1.16. Nekonsolidirani finančni računi - stanja 2006 (konec leta)

v mio EUR

A.1.16.

Vrsta post.	Oznaka	Finančni instrumenti	Institucionalni sektorji								
			S1	S11	S12	S121	S122	S123	S124	S125	S13
FSR	F	**Finančna sredstva**	140.660	37.681	54.195	5.681	34.625	8.422	553	4.914	16.803
FSR	1	Monetarno zlato in SDR	88	0	88	88	0	0	0	0	0
FSR	2	Gotovina in vloge	26.225	3.483	5.753	1.010	3.805	462	68	407	1.592
FSR	21	Gotovina	3.610	72	237	2	231	1	3	0	3
FSR	22	Prenosljive vloge	8.604	1.268	1.640	32	1.430	134	34	10	235
FSR	29	Druge vloge	14.011	2.143	3.875	976	2.144	328	31	397	1.354
FSR	3	Vrednostni papirji razen delnic	16.667	571	15.016	4.446	7.264	423	11	2.873	510
FSR	331	Kratkoročni	2.550	120	2.361	0	2.197	39	4	121	61
FSR	332	Dolgoročni	13.971	385	12.601	4.446	5.017	381	7	2.749	444
FSR	34	Izvedeni finančni instrumenti	146	66	54	0	50	2	0	2	4
FSR	4	Posojila	30.199	3.145	25.355	0	21.652	3.608	66	30	860
FSR	41	Kratkoročna	9.819	1.730	7.320	0	6.842	412	53	14	471
FSR	42	Dolgoročna	20.380	1.416	18.035	0	14.810	3.196	13	17	389
FSR	5	Delnice in drug lastniški kapital	43.963	15.680	6.552	22	1.579	3.393	349	1.208	11.123
FSR	511	Delnice, ki kotirajo	12.799	2.800	3.334	0	622	2.177	168	367	3.331
FSR	512	Delnice, ki ne kotirajo	13.785	5.234	1.873	21	640	766	127	320	5.312
FSR	513	Drug lastniški kapital	13.574	7.246	461	1	168	182	42	68	2.419
FSR	52	Delnice/enote investicijskih skladov	3.805	400	883	0	150	268	12	453	60
FSR	6	Zavarovalno tehnične rezervacije	3.350	334	253	0	60	1	1	191	16
FSR	611	Rezervacije iz življenjskih zavarovanj	1.448	0	0	0	0	0	0	0	0
FSR	612	Rezervacije iz pokojninskih zavarovanj	643	0	0	0	0	0	0	0	0
FSR	62	Druge tehnične rezervacije	1.258	334	253	0	60	1	1	191	16
FSR	7	Druge terjatve	20.170	14.468	1.178	114	265	535	58	205	2.703
FSR	71	Trgovinski krediti in avansi	12.995	11.583	404	10	6	228	13	146	370
FSR	79	Drugo	7.175	2.885	774	105	259	307	45	58	2.333
OBV	F	**Obveznosti**	145.859	71.040	52.510	4.856	33.487	8.644	465	5.056	14.216
OBV	2	Gotovina in vloge	23.461	0	23.446	2.926	20.519	0	0	0	15
OBV	21	Gotovina	653	0	638	638	0	0	0	0	15
OBV	22	Prenosljive vloge	8.277	0	8.277	945	7.331	0	0	0	0
OBV	29	Druge vloge	14.531	0	14.531	1.343	13.188	0	0	0	0
OBV	3	Vrednostni papirji razen delnic	11.863	511	3.633	1.815	1.746	19	4	49	7.719
OBV	331	Kratkoročni	2.244	55	1.839	1.815	7	17	1	0	351
OBV	332	Dolgoročni	9.504	429	1.707	0	1.654	0	4	49	7.368
OBV	34	Izvedeni finančni instrumenti	115	28	87	0	86	1	0	0	0
OBV	4	Posojila	42.126	20.849	13.024	0	8.154	4.669	200	0	1.475
OBV	41	Kratkoročna	9.888	6.992	1.360	0	634	574	153	0	552
OBV	42	Dolgoročna	32.238	13.857	11.663	0	7.520	4.096	47	0	924
OBV	5	Delnice in drug lastniški kapital	45.879	35.431	8.086	0	2.714	3.567	214	1.591	2.362
OBV	511	Delnice, ki kotirajo	11.513	11.119	394	0	12	367	8	8	0
OBV	512	Delnice, ki ne kotirajo	15.980	9.538	4.080	0	2.696	248	149	987	2.362
OBV	513	Drug lastniški kapital	15.214	14.774	440	0	0	343	57	40	0
OBV	52	Delnice/enote investicijskih skladov	3.171	0	3.171	0	7	2.608	0	556	0
OBV	6	Zavarovalno tehnične rezervacije	3.333	0	3.333	0	0	0	0	3.333	0
OBV	611	Rezervacije iz življenjskih zavarovanj	1.364	0	1.364	0	0	0	0	1.364	0
OBV	612	Rezervacije iz pokojninskih zavarovanj	644	0	644	0	0	0	0	644	0
OBV	62	Druge tehnične rezervacije	1.325	0	1.325	0	0	0	0	1.325	0
OBV	7	Druge obveznosti	19.197	14.248	988	116	353	389	47	83	2.645
OBV	71	Trgovinski krediti in avansi	12.617	10.666	219	4	32	124	10	50	787
OBV	79	Drugo	6.580	3.582	769	112	321	265	38	33	1.858
NETO		**Neto finančna sredstva**	-5.199	-33.358	1.685	825	1.138	-222	88	-142	2.587
			Gospodarstvo Slovenije/ *Total economy*	Nefinančne družbe/ *Non-financial corporations*	Finančne družbe/ *Financial corporations*	Centralna banka/ *Central Bank*	Druge denarne finančne institucije/ *Other monetary financial institutions*	Drugi finančni posredniki / *Other financial intermediaries*	Izvajalci pomožnih finančnih dejavnosti/ *Financial auxiliaries*	Zavarovalnice in pokojninski skladi/ *Insurance corporations and pension funds*	Država/ *General government*
			S1	S11	S12	S121	S122	S123	S124	S125	S13

Non-consolidated financial accounts - outstanding amounts 2006 (end of year) A.1.16.

EUR millions

A.1.16.

Institutional sectors												
S1311	S1313	S1314	S14	S15	S2	S21	S2111	S2112	S22	Financial instruments	Code	Item type
13.579	1.030	2.195	31.505	475	30.920	27.340	23.173	4.167	3.581	**Financial assets**	F	FAS
0	0	0	0	0	-88	-40	0	-40	-48	Monetary gold and SDRs	1	FAS
1.210	338	45	15.130	267	3.330	3.066	2.970	96	264	Currency and deposits	2	FAS
1	2	0	3.298	0	0	0	0	0	0	Currency	21	FAS
150	71	13	5.335	126	253	128	89	38	125	Transferable deposits	22	FAS
1.058	264	32	6.498	141	3.077	2.939	2.881	58	139	Other deposits	29	FAS
277	5	227	511	58	2.565	2.241	1.676	565	324	Securities other than shares	3	FAS
43	2	16	7	0	24	24	24	0	0	Short-term	331	FAS
229	4	211	483	58	2.509	2.189	1.628	561	319	Long-term	332	FAS
4	0	0	21	0	33	28	24	3	5	Financial derivatives	34	FAS
807	22	31	828	10	14.048	13.709	11.258	2.451	339	Loans	4	FAS
440	0	30	295	4	661	647	545	102	14	Short-term	41	FAS
367	21	1	533	7	13.387	13.061	10.713	2.349	326	Long-term	42	FAS
9.002	469	1.651	10.516	92	6.740	4.963	4.431	532	1.777	Shares and other equity	5	FAS
2.280	23	1.028	3.325	9	573	332	279	54	241	Quoted shares	511	FAS
4.729	94	490	1.333	32	2.939	2.022	1.817	205	917	Unquoted shares	512	FAS
1.963	350	106	3.410	37	3.208	2.593	2.321	272	615	Other equity	513	FAS
30	3	27	2.447	14	20	16	15	1	4	Mutual funds shares	52	FAS
13	1	2	2.746	1	94	26	24	3	68	Insurance technical reserves	6	FAS
0	0	0	1.448	0	0	0	0	0	0	Life insurance reserves	611	FAS
0	0	0	643	0	1	0	0	0	1	Pension fund reserves	612	FAS
13	1	2	654	1	93	26	23	3	66	Other technical reserves	62	FAS
2.270	195	238	1.774	46	4.232	3.375	2.814	561	857	Other accounts receivable	7	FAS
249	101	20	617	22	3.866	3.068	2.521	547	799	Trade credits and advances	71	FAS
2.021	94	219	1.158	25	366	307	293	14	59	Other	79	FAS
12.052	528	1.636	8.004	89	25.722	15.761	13.562	2.199	9.961	**Liabilities**	F	LIA
15	0	0	0	0	6.095	5.165	4.675	490	930	Currency and deposits	2	LIA
15	0	0	0	0	2.957	2.418	2.389	28	540	Currency	21	LIA
0	0	0	0	0	581	505	461	44	76	Transferable deposits	22	LIA
0	0	0	0	0	2.557	2.243	1.824	418	314	Other deposits	29	LIA
7.719	0	0	0	0	7.368	5.789	5.080	709	1.579	Securities other than shares	3	LIA
351	0	0	0	0	329	314	305	9	15	Short-term	331	LIA
7.368	0	0	0	0	6.976	5.428	4.731	697	1.548	Long-term	332	LIA
0	0	0	0	0	63	47	44	3	16	Financial derivatives	34	LIA
1.198	274	3	6.714	63	2.121	462	303	159	1.659	Loans	4	LIA
539	13	0	972	12	591	195	123	73	396	Short-term	41	LIA
659	262	3	5.742	51	1.530	267	181	86	1.262	Long-term	42	LIA
814	0	1.548	0	0	4.823	1.797	1.540	256	3.027	Shares and other equity	5	LIA
0	0	0	0	0	1.858	646	485	160	1.213	Quoted shares	511	LIA
814	0	1.548	0	0	744	418	397	21	326	Unquoted shares	512	LIA
0	0	0	0	0	1.568	230	160	70	1.338	Other equity	513	LIA
0	0	0	0	0	653	503	498	6	150	Mutual funds shares	52	LIA
0	0	0	0	0	110	105	95	10	6	Insurance technical reserves	6	LIA
0	0	0	0	0	85	82	72	9	3	Life insurance reserves	611	LIA
0	0	0	0	0	0	0	0	0	0	Pension fund reserves	612	LIA
0	0	0	0	0	25	23	22	0	2	Other technical reserves	62	LIA
2.306	254	85	1.290	26	5.205	2.444	1.869	575	2.761	Other accounts payable	7	LIA
574	161	51	923	21	4.244	2.130	1.635	494	2.115	Trade credits and advances	71	LIA
1.732	93	33	366	5	961	314	234	80	647	Other	79	LIA
1.527	501	559	23.501	386	5.199	11.579	9.610	1.968	-6.380	**Net financial assets**		NETO
Centralna država/ *Central government*	Lokalna država/ *Local government*	Skladi socialne varnosti/ *Social security funds*	Gospodinjstva/ *Households*	Nepr. inštit., ki opravljajo storitve za gospod./ *Non-profit institutions serving households*	Tujina/ *Rest of the world*	EU/ *European Union*	EMU/ *Members of the EMU*	Ostale članice EU/ *European Union, not EMU*	Ostali (izven EU)/ *Others (not EU)*			
S1311	S1313	S1314	S14	S15	S2	S21	S2111	S2112	S22			

A.2.1. Konsolidirani finančni računi - stanja 2001 (konec leta)

v mio EUR

A.2.1.

Vrsta post.	Oznaka	Finančni instrumenti	Institucionalni sektorji								
			S1	S11	S12	S121	S122	S123	S124	S125	S13
FSR	F	**Finančna sredstva**	57.424	9.091	21.509	4.729	16.077	3.326	311	1.593	9.928
FSR	1	Monetarno zlato in SDR	76	0	76	76	0	0	0	0	0
FSR	2	Gotovina in vloge	15.770	2.269	3.742	2.148	2.195	165	76	387	953
FSR	21	Gotovina	975	30	256	0	359	0	4	0	4
FSR	22	Prenosljive vloge	3.974	820	126	15	609	27	9	5	166
FSR	29	Druge vloge	10.821	1.419	3.360	2.133	1.228	138	63	382	783
FSR	3	Vrednostni papirji razen delnic	5.676	359	4.897	2.481	4.344	78	17	612	87
FSR	331	Kratkoročni	361	141	197	0	2.616	13	1	37	18
FSR	332	Dolgoročni	5.310	218	4.695	2.481	1.725	64	17	575	69
FSR	34	Izvedeni finančni instrumenti	5	0	5	0	3	2	0	0	0
FSR	4	Posojila	10.669	526	9.132	0	8.478	766	39	182	570
FSR	41	Kratkoročna	3.964	244	3.464	0	3.421	107	35	73	6
FSR	42	Dolgoročna	6.706	282	5.668	0	5.058	658	4	109	564
FSR	5	Delnice in drug lastniški kapital	15.314	1.237	2.654	13	551	1.987	153	204	6.491
FSR	511	Delnice, ki kotirajo	2.702	200	967	0	162	691	51	78	677
FSR	512	Delnice, ki ne kotirajo	7.202	491	1.456	13	256	1.118	81	92	3.665
FSR	513	Drug lastniški kapital	4.678	419	232	0	77	178	7	20	2.146
FSR	52	Delnice/enote investicijskih skladov	732	128	0	0	55	0	14	14	3
FSR	6	Zavarovalno tehnične rezervacije	1.202	231	0	0	40	0	1	0	2
FSR	611	Rezervacije iz življenjskih zavarovanj	478	0	0	0	0	0	0	0	0
FSR	612	Rezervacije iz pokojninskih zavarovanj	86	0	0	0	0	0	0	0	0
FSR	62	Druge tehnične rezervacije	638	231	0	0	40	0	1	0	2
FSR	7	Druge terjatve	8.717	4.469	1.008	10	468	330	24	208	1.825
FSR	71	Trgovinski krediti in avansi	4.067	3.185	231	2	17	126	6	82	259
FSR	79	Drugo	4.650	1.284	778	8	451	204	18	126	1.566
OBV	F	**Obveznosti**	58.273	27.596	19.063	3.966	15.506	2.000	214	1.901	7.347
OBV	2	Gotovina in vloge	11.858	0	11.854	1.501	11.581	0	0	0	4
OBV	21	Gotovina	589	0	585	692	0	0	0	0	4
OBV	22	Prenosljive vloge	4.024	0	4.024	579	3.984	0	0	0	0
OBV	29	Druge vloge	7.245	0	7.245	230	7.598	0	0	0	0
OBV	3	Vrednostni papirji razen delnic	4.908	139	344	2.451	493	22	11	3	4.425
OBV	331	Kratkoročni	366	24	115	2.451	124	6	0	3	227
OBV	332	Dolgoročni	4.538	112	229	0	368	16	11	0	4.198
OBV	34	Izvedeni finančni instrumenti	3	3	0	0	1	0	0	0	0
OBV	4	Posojila	15.464	8.770	2.278	0	1.461	983	100	67	1.169
OBV	41	Kratkoročna	3.914	3.080	101	0	95	84	80	13	130
OBV	42	Dolgoročna	11.550	5.690	2.177	0	1.366	899	20	54	1.039
OBV	5	Delnice in drug lastniški kapital	17.300	14.472	2.828	0	1.724	857	69	432	0
OBV	511	Delnice, ki kotirajo	3.031	2.685	345	0	331	26	3	0	0
OBV	512	Delnice, ki ne kotirajo	7.623	6.046	1.577	0	1.382	28	37	235	0
OBV	513	Drug lastniški kapital	5.897	5.741	156	0	11	145	29	22	0
OBV	52	Delnice/enote investicijskih skladov	750	0	750	0	0	658	0	175	0
OBV	6	Zavarovalno tehnične rezervacije	1.234	0	1.234	0	0	0	0	1.275	0
OBV	611	Rezervacije iz življenjskih zavarovanj	478	0	478	0	0	0	0	478	0
OBV	612	Rezervacije iz pokojninskih zavarovanj	86	0	86	0	0	0	0	86	0
OBV	62	Druge tehnične rezervacije	670	0	670	0	0	0	0	711	0
OBV	7	Druge obveznosti	7.510	4.214	525	14	247	139	34	124	1.749
OBV	71	Trgovinski krediti in avansi	3.697	2.608	125	0	32	53	13	28	343
OBV	79	Drugo	3.813	1.606	400	13	215	85	21	96	1.406
NETO		**Neto finančna sredstva**	-850	-18.505	2.447	762	571	1.326	96	-308	2.581
			Gospodarstvo Slovenije/ *Total economy*	Nefinančne družbe/ *Non-financial corporations*	Finančne družbe/ *Financial corporations*	Centralna banka/ *Central Bank*	Druge denarne finančne institucije/ *Other monetary financial institutions*	Drugi finančni posredniki / *Other financial intermediaries*	Izvajalci pomožnih finančnih dejavnosti/ *Financial auxiliaries*	Zavarovalnice in pokojninski skladi/ *Insurance corporations and pension funds*	Država/ *General government*
			S1	S11	S12	S121	S122	S123	S124	S125	S13

Consolidated financial accounts – outstanding amounts 2001 (end of year) A.2.1.

EUR millions

Institutional sectors												
S1311	S1313	S1314	S14	S15	S2	S21	S2111	S2112	S22	Financial instruments	Code	Item type
8.831	965	1.033	16.648	247	12.377	9.992	8.588	1.404	2.385	**Financial assets**	F	FAS
0	0	0	0	0	-76	-70	0	-70	-6	Monetary gold and SDRs	1	FAS
628	196	130	8.675	129	515	215	209	6	300	Currency and deposits	2	FAS
1	2	1	685	0	0	0	0	0	0	Currency	21	FAS
109	44	13	2.810	51	189	68	65	3	121	Transferable deposits	22	FAS
518	150	116	5.180	78	326	147	144	3	179	Other deposits	29	FAS
64	26	62	333	0	1.924	1.448	982	466	476	Securities other than shares	3	FAS
17	2	0	5	0	7	7	7	0	0	Short-term	331	FAS
48	25	62	328	0	1.916	1.440	975	465	476	Long-term	332	FAS
0	0	0	0	0	0	0	0	0	0	Financial derivatives	34	FAS
528	84	10	431	10	5.101	4.591	3.871	720	510	Loans	4	FAS
1	3	2	242	7	37	29	29	0	7	Short-term	41	FAS
527	81	8	189	3	5.064	4.561	3.841	720	503	Long-term	42	FAS
6.092	495	599	4.850	82	2.679	2.214	2.031	183	465	Shares and other equity	5	FAS
329	18	330	854	4	382	332	260	72	50	Quoted shares	511	FAS
4.010	84	266	1.542	49	655	500	478	22	154	Unquoted shares	512	FAS
1.750	393	3	1.854	28	1.624	1.369	1.289	80	255	Other equity	513	FAS
3	0	0	600	1	19	13	4	9	6	Mutual funds shares	52	FAS
1	0	0	969	1	32	0	0	0	32	Insurance technical reserves	6	FAS
0	0	0	478	0	0	0	0	0	0	Life insurance reserves	611	FAS
0	0	0	86	0	0	0	0	0	0	Pension fund reserves	612	FAS
1	0	0	405	1	32	0	0	0	32	Other technical reserves	62	FAS
1.519	163	232	1.390	25	2.201	1.594	1.495	99	607	Other accounts receivable	7	FAS
148	92	35	379	14	2.031	1.452	1.356	97	579	Trade credits and advances	71	FAS
1.370	71	197	1.011	11	170	142	140	2	28	Other	79	FAS
6.938	305	1.006	4.199	69	11.527	7.303	5.966	1.337	4.223	**Liabilities**	F	LIA
4	0	0	0	0	4.427	3.965	2.867	1.098	462	Currency and deposits	2	LIA
4	0	0	0	0	386	231	225	6	155	Currency	21	LIA
0	0	0	0	0	139	103	98	5	36	Transferable deposits	22	LIA
0	0	0	0	0	3.902	3.631	2.544	1.086	272	Other deposits	29	LIA
4.490	1	0	0	0	2.692	1.928	1.812	116	764	Securities other than shares	3	LIA
227	0	0	0	0	2	2	1	1	1	Short-term	331	LIA
4.263	1	0	0	0	2.688	1.925	1.810	114	763	Long-term	332	LIA
0	0	0	0	0	2	1	1	0	0	Financial derivatives	34	LIA
1.009	85	127	3.197	49	306	114	113	1	192	Loans	4	LIA
0	3	127	594	9	87	52	51	1	35	Short-term	41	LIA
1.009	82	0	2.603	41	220	63	62	1	157	Long-term	42	LIA
0	0	695	0	0	693	177	169	9	516	Shares and other equity	5	LIA
0	0	0	0	0	52	18	15	3	34	Quoted shares	511	LIA
0	0	695	0	0	234	61	58	4	173	Unquoted shares	512	LIA
0	0	0	0	0	406	98	96	2	308	Other equity	513	LIA
0	0	0	0	0	1	0	0	0	0	Mutual funds shares	52	LIA
0	0	0	0	0	0	0	0	0	0	Insurance technical reserves	6	LIA
0	0	0	0	0	0	0	0	0	0	Life insurance reserves	611	LIA
0	0	0	0	0	0	0	0	0	0	Pension fund reserves	612	LIA
0	0	0	0	0	0	0	0	0	0	Other technical reserves	62	LIA
1.435	219	183	1.002	20	3.408	1.119	1.005	114	2.289	Other accounts payable	7	LIA
158	128	74	604	17	2.401	1.098	986	112	1.303	Trade credits and advances	71	LIA
1.277	91	110	398	3	1.007	20	18	2	986	Other	79	LIA
1.893	660	27	12.450	178	850	2.689	2.622	67	-1.839	**Net financial assets**		NETO
Centralna država/ *Central government*	Lokalna država/ *Local government*	Skladi socialne varnosti/ *Social security funds*	Gospodinjstva/ *Households*	Nepr. instit., ki opravljajo storitve za gospod./ *Non-profit institutions serving households*	Tujina/ *Rest of the world*	EU/ *European Union*	EMU/ *Members of the EMU*	Ostale članice EU/ *European Union, not EMU*	Ostali (izven EU)/ *Others (not EU)*			
S1311	S1313	S1314	S14	S15	S2	S21	S2111	S2112	S22			

A.2.1.

A.2.2. Konsolidirani finančni računi - transakcije 2002

v mio EUR

A.2.2.

Vrsta post.	Oznaka	Finančni instrumenti	Institucionalni sektorji S1	S11	S12	S121	S122	S123	S124	S125	S13
FSR	F	**Finančna sredstva**	6.127	976	2.959	1.803	2.435	160	-29	410	26
FSR	1	Monetarno zlato in SDR	1	0	1	1	0	0	0	0	0
FSR	2	Gotovina in vloge	2.463	270	48	384	-377	95	5	20	680
FSR	21	Gotovina	334	2	-209	0	-185	0	-1	0	-1
FSR	22	Prenosljive vloge	186	-65	-79	-8	-133	-7	8	-1	-14
FSR	29	Druge vloge	1.944	334	337	393	-59	102	-2	21	695
FSR	3	Vrednostni papirji razen delnic	2.288	16	1.880	1.416	1.529	125	4	344	134
FSR	331	Kratkoročni	18	-36	41	0	1.386	9	1	49	8
FSR	332	Dolgoročni	2.248	38	1.831	1.415	134	116	3	295	127
FSR	34	Izvedeni finančni instrumenti	22	14	8	1	8	0	0	0	0
FSR	4	Posojila	1.817	259	1.439	5	1.236	271	3	86	25
FSR	41	Kratkoročna	425	135	254	5	260	20	1	-11	-3
FSR	42	Dolgoročna	1.392	125	1.184	0	975	251	1	97	28
FSR	5	Delnice in drug lastniški kapital	-1.133	128	-257	-1	-2	-212	-38	20	-1.090
FSR	511	Delnice, ki kotirajo	-563	-72	-268	0	-37	-212	-15	1	-179
FSR	512	Delnice, ki ne kotirajo	-826	105	-58	-1	-5	-51	-18	19	-852
FSR	513	Drug lastniški kapital	197	72	68	0	14	51	4	-6	-56
FSR	52	Delnice/enote investicijskih skladov	60	23	1	0	25	0	-8	6	-4
FSR	6	Zavarovalno tehnične rezervacije	246	23	0	0	8	0	0	0	0
FSR	611	Rezervacije iz življenjskih zavarovanj	127	0	0	0	0	0	0	0	0
FSR	612	Rezervacije iz pokojninskih zavarovanj	61	0	0	0	0	0	0	0	0
FSR	62	Druge tehnične rezervacije	58	23	0	0	8	0	0	0	0
FSR	7	Druge terjatve	445	279	-153	-2	41	-119	-3	-61	277
FSR	71	Trgovinski krediti in avansi	353	320	33	-1	4	24	-1	9	-57
FSR	79	Drugo	92	-41	-185	-1	37	-143	-2	-69	334
OBV	F	**Obveznosti**	6.350	1.793	3.527	1.802	2.487	530	5	522	586
OBV	2	Gotovina in vloge	2.081	0	2.079	414	1.744	0	0	0	2
OBV	21	Gotovina	4	0	3	26	0	0	0	0	2
OBV	22	Prenosljive vloge	217	0	217	-88	243	0	0	0	0
OBV	29	Druge vloge	1.859	0	1.859	476	1.501	0	0	0	0
OBV	3	Vrednostni papirji razen delnic	941	2	85	1.382	206	18	0	18	854
OBV	331	Kratkoročni	72	2	-53	1.382	-57	19	0	8	124
OBV	332	Dolgoročni	845	-20	134	0	258	-2	0	10	730
OBV	34	Izvedeni finančni instrumenti	24	20	4	0	5	1	0	0	0
OBV	4	Posojila	2.469	1.340	815	0	469	399	1	108	-39
OBV	41	Kratkoročna	297	150	74	0	5	69	4	17	-19
OBV	42	Dolgoročna	2.172	1.190	741	0	464	330	-4	90	-20
OBV	5	Delnice in drug lastniški kapital	214	14	200	0	32	70	-1	122	0
OBV	511	Delnice, ki kotirajo	155	138	17	0	4	20	-2	0	0
OBV	512	Delnice, ki ne kotirajo	-156	-290	134	0	29	0	-4	111	0
OBV	513	Drug lastniški kapital	172	165	6	0	0	-3	5	0	0
OBV	52	Delnice/enote investicijskih skladov	43	0	43	0	0	54	0	11	0
OBV	6	Zavarovalno tehnične rezervacije	264	0	264	0	0	0	0	272	0
OBV	611	Rezervacije iz življenjskih zavarovanj	127	0	127	0	0	0	0	127	0
OBV	612	Rezervacije iz pokojninskih zavarovanj	61	0	61	0	0	0	0	61	0
OBV	62	Druge tehnične rezervacije	76	0	76	0	0	0	0	84	0
OBV	7	Druge obveznosti	382	438	85	6	36	44	6	3	-231
OBV	71	Trgovinski krediti in avansi	295	195	35	0	17	21	-4	2	28
OBV	79	Drugo	87	243	51	6	19	23	10	0	-259
NETO		**Neto finančna sredstva**	-222	-817	-568	1	-51	-371	-35	-112	-560
			Gospodarstvo Slovenije/ *Total economy*	Nefinančne družbe/ *Non-financial corporations*	Finančne družbe/ *Financial corporations*	Centralna banka/ *Central Bank*	Druge denarne finančne institucije/ *Other monetary financial institutions*	Drugi finančni posredniki / *Other financial intermediaries*	Izvajalci pomožnih finančnih dejavnosti/ *Financial auxiliaries*	Zavarovalnice in pokojninski skladi/ *Insurance corporations and pension funds*	Država/ *General government*
			S1	S11	S12	S121	S122	S123	S124	S125	S13

Consolidated financial accounts – transactions 2002 A.2.2.

EUR millions

Institutional sectors												
S1311	S1313	S1314	S14	S15	S2	S21	S2111	S2112	S22	Financial instruments	Code	Item type
55	35	30	2.117	48	3.003	2.092	1.821	271	911	**Financial assets**	F	FAS
0	0	0	0	0	-1	-1	0	-1	-1	Monetary gold and SDRs	1	FAS
648	19	13	1.431	33	150	131	128	3	19	Currency and deposits	2	FAS
0	-1	0	542	0	0	0	0	0	0	Currency	21	FAS
-15	13	-13	332	12	-34	-14	-17	3	-21	Transferable deposits	22	FAS
663	6	25	557	22	184	145	145	0	39	Other deposits	29	FAS
85	20	47	257	0	92	80	63	17	12	Securities other than shares	3	FAS
9	-1	0	5	0	55	46	28	18	9	Short-term	331	FAS
76	22	48	252	0	23	20	21	-1	3	Long-term	332	FAS
0	0	0	0	0	14	14	14	0	0	Financial derivatives	34	FAS
43	21	-5	91	3	1.021	1.021	785	236	0	Loans	4	FAS
32	-2	-1	38	1	42	46	43	3	-4	Short-term	41	FAS
12	23	-4	54	1	979	975	742	233	4	Long-term	42	FAS
-984	-11	-56	73	14	1.570	796	778	17	774	Shares and other equity	5	FAS
-90	0	-88	-40	-4	793	-43	28	-71	836	Quoted shares	511	FAS
-819	-11	18	-30	8	738	736	729	8	2	Unquoted shares	512	FAS
-70	0	14	102	11	52	111	24	87	-60	Other equity	513	FAS
-4	0	0	41	-1	-14	-9	-3	-6	-4	Mutual funds shares	52	FAS
0	0	0	222	0	18	0	0	0	18	Insurance technical reserves	6	FAS
0	0	0	127	0	0	0	0	0	0	Life insurance reserves	611	FAS
0	0	0	61	0	0	0	0	0	0	Pension fund reserves	612	FAS
0	0	0	34	0	18	0	0	0	18	Other technical reserves	62	FAS
263	-14	31	43	-2	155	65	66	-1	90	Other accounts receivable	7	FAS
-34	-23	-2	60	-3	165	64	66	-3	101	Trade credits and advances	71	FAS
297	9	33	-17	1	-10	1	0	1	-11	Other	79	FAS
540	80	59	443	0	2.781	2.362	2.083	279	419	**Liabilities**	F	LIA
2	0	0	0	0	532	454	173	281	78	Currency and deposits	2	LIA
2	0	0	0	0	329	240	238	2	89	Currency	21	LIA
0	0	0	0	0	-66	-49	-49	0	-17	Transferable deposits	22	LIA
0	0	0	0	0	269	263	-16	279	5	Other deposits	29	LIA
872	-1	0	0	0	1.438	1.575	1.573	2	-137	Securities other than shares	3	LIA
124	0	0	0	0	1	1	1	0	0	Short-term	331	LIA
749	0	0	0	0	1.426	1.563	1.561	2	-137	Long-term	332	LIA
0	0	0	0	0	12	11	12	0	1	Financial derivatives	34	LIA
-57	43	10	352	1	369	152	149	3	217	Loans	4	LIA
1	3	9	91	1	169	95	94	1	74	Short-term	41	LIA
-59	40	1	261	0	199	57	55	2	142	Long-term	42	LIA
0	0	39	0	0	223	131	131	0	93	Shares and other equity	5	LIA
0	0	0	0	0	76	27	26	1	49	Quoted shares	511	LIA
0	0	39	0	0	68	80	81	-2	-12	Unquoted shares	512	LIA
0	0	0	0	0	77	22	21	1	55	Other equity	513	LIA
0	0	0	0	0	3	3	3	0	0	Mutual funds shares	52	LIA
0	0	0	0	0	0	0	0	0	0	Insurance technical reserves	6	LIA
0	0	0	0	0	0	0	0	0	0	Life insurance reserves	611	LIA
0	0	0	0	0	0	0	0	0	0	Pension fund reserves	612	LIA
0	0	0	0	0	0	0	0	0	0	Other technical reserves	62	LIA
-276	38	11	92	-1	218	49	55	-7	169	Other accounts payable	7	LIA
2	18	6	38	-1	224	49	55	-6	175	Trade credits and advances	71	LIA
-278	20	5	54	-1	-6	0	0	0	-6	Other	79	LIA
-485	-45	-30	1.674	49	222	-270	-262	-8	492	**Net financial assets**		NETO
Centralna država/ *Central government*	Lokalna država/ *Local government*	Skladi socialne varnosti/ *Social security funds*	Gospodinjstva/ *Households*	Nepr. instit., ki opravljajo storitve za gospod./ *Non-profit institutions serving households*	Tujina/ *Rest of the world*	EU/ *European Union*	EMU/ *Members of the EMU*	Ostale članice EU/ *European Union, not EMU*	Ostali (izven EU)/ *Others (not EU)*			
S1311	S1313	S1314	S14	S15	S2	S21	S2111	S2112	S22			

A.2.2.

A.2.3. Konsolidirani finančni računi - vrednostne spremembe 2002

v mio EUR

A.2.3.

Vrsta post.	Oznaka	Finančni instrumenti	Institucionalni sektorji								
			S1	S11	S12	S121	S122	S123	S124	S125	S13
FSR	F	**Finančna sredstva**	2.989	119	914	112	354	464	36	102	802
FSR	1	Monetarno zlato in SDR	6	0	6	6	0	0	0	0	0
FSR	2	Gotovina in vloge	132	14	71	59	12	1	1	4	0
FSR	21	Gotovina	0	0	0	0	0	0	0	0	0
FSR	22	Prenosljive vloge	0	0	0	0	0	0	0	0	0
FSR	29	Druge vloge	132	14	71	59	12	1	1	4	0
FSR	3	Vrednostni papirji razen delnic	183	7	159	46	141	2	1	24	1
FSR	331	Kratkoročni	1	1	0	0	52	0	0	0	0
FSR	332	Dolgoročni	182	6	159	46	89	2	1	24	1
FSR	34	Izvedeni finančni instrumenti	0	0	0	0	0	0	0	0	0
FSR	4	Posojila	80	3	69	0	63	7	0	1	6
FSR	41	Kratkoročna	19	1	17	0	16	1	0	0	0
FSR	42	Dolgoročna	61	1	52	0	46	6	0	1	6
FSR	5	Delnice in drug lastniški kapital	2.623	170	599	2	133	450	34	70	795
FSR	511	Delnice, ki kotirajo	1.499	-21	536	0	77	390	24	43	450
FSR	512	Delnice, ki ne kotirajo	467	66	42	2	17	41	2	16	302
FSR	513	Drug lastniški kapital	324	55	21	0	6	19	1	2	41
FSR	52	Delnice/enote investicijskih skladov	333	71	0	0	34	0	8	8	2
FSR	6	Zavarovalno tehnične rezervacije	12	2	0	0	0	0	0	0	0
FSR	611	Rezervacije iz življenjskih zavarovanj	5	0	0	0	0	0	0	0	0
FSR	612	Rezervacije iz pokojninskih zavarovanj	1	0	0	0	0	0	0	0	0
FSR	62	Druge tehnične rezervacije	6	2	0	0	0	0	0	0	0
FSR	7	Druge terjatve	-47	-78	10	0	5	3	0	2	1
FSR	71	Trgovinski krediti in avansi	-62	-67	2	0	0	1	0	1	-2
FSR	79	Drugo	15	-11	8	0	5	2	0	1	2
OBV	F	**Obveznosti**	2.734	1.962	508	47	131	415	12	56	226
OBV	2	Gotovina in vloge	64	0	64	-5	75	0	0	0	0
OBV	21	Gotovina	0	0	0	0	0	0	0	0	0
OBV	22	Prenosljive vloge	0	0	0	0	0	0	0	0	0
OBV	29	Druge vloge	64	0	64	-5	75	0	0	0	0
OBV	3	Vrednostni papirji razen delnic	223	2	5	52	7	0	0	0	216
OBV	331	Kratkoročni	1	0	1	52	1	0	0	0	0
OBV	332	Dolgoročni	222	2	4	0	6	0	0	0	216
OBV	34	Izvedeni finančni instrumenti	0	0	0	0	0	0	0	0	0
OBV	4	Posojila	126	72	22	0	14	9	1	1	2
OBV	41	Kratkoročna	19	15	1	0	0	0	0	0	0
OBV	42	Dolgoročna	107	57	22	0	14	9	0	1	2
OBV	5	Delnice in drug lastniški kapital	2.343	1.945	399	0	33	404	10	42	0
OBV	511	Delnice, ki kotirajo	1.352	1.527	-175	0	-193	14	2	0	0
OBV	512	Delnice, ki ne kotirajo	245	45	200	0	224	-22	5	29	0
OBV	513	Drug lastniški kapital	399	372	27	0	2	15	4	12	0
OBV	52	Delnice/enote investicijskih skladov	347	0	347	0	0	397	0	0	0
OBV	6	Zavarovalno tehnične rezervacije	12	0	12	0	0	0	0	13	0
OBV	611	Rezervacije iz življenjskih zavarovanj	5	0	5	0	0	0	0	5	0
OBV	612	Rezervacije iz pokojninskih zavarovanj	1	0	1	0	0	0	0	1	0
OBV	62	Druge tehnične rezervacije	7	0	7	0	0	0	0	7	0
OBV	7	Druge obveznosti	-36	-57	5	0	2	1	0	1	8
OBV	71	Trgovinski krediti in avansi	-83	-91	1	0	0	1	0	0	1
OBV	79	Drugo	47	34	4	0	2	1	0	1	7
NETO		**Neto finančna sredstva**	256	-1.843	406	65	223	49	24	46	576
			Gospodarstvo Slovenije/ *Total economy*	Nefinančne družbe/ *Non-financial corporations*	Finančne družbe/ *Financial corporations*	Centralna banka/ *Central Bank*	Druge denarne finančne institucije/ *Other monetary financial institutions*	Drugi finančni posredniki / *Other financial intermediaries*	Izvajalci pomožnih finančnih dejavnosti/ *Financial auxiliaries*	Zavarovalnice in pokojninski skladi/ *Insurance corporations and pension funds*	Država/ *General government*
			S1	S11	S12	S121	S122	S123	S124	S125	S13

Consolidated financial accounts – revaluation changes 2002 A.2.3.

EUR millions

Institutional sectors												
S1311	S1313	S1314	S14	S15	S2	S21	S2111	S2112	S22	Financial instruments	Code	Item type
731	21	184	1.153	2	-137	-36	-140	104	-101	**Financial assets**	F	FAS
0	0	0	0	0	-6	-6	0	-6	0	Monetary gold and SDRs	1	FAS
-2	1	0	46	1	3	1	1	0	2	Currency and deposits	2	FAS
0	0	0	0	0	0	0	0	0	0	Currency	21	FAS
0	0	0	0	0	0	0	0	0	0	Transferable deposits	22	FAS
-2	1	0	46	1	3	1	1	0	2	Other deposits	29	FAS
1	1	3	16	0	98	74	49	24	25	Securities other than shares	3	FAS
0	0	0	0	0	0	0	0	0	0	Short-term	331	FAS
1	1	3	16	0	98	74	49	24	25	Long-term	332	FAS
0	0	0	0	0	0	0	0	0	0	Financial derivatives	34	FAS
5	1	0	3	0	47	43	37	6	4	Loans	4	FAS
0	0	0	1	0	0	0	0	0	0	Short-term	41	FAS
5	1	0	2	0	47	43	37	6	4	Long-term	42	FAS
722	20	181	1.057	1	-211	-107	-190	83	-104	Shares and other equity	5	FAS
225	7	218	532	2	-161	-1	-59	58	-160	Quoted shares	511	FAS
455	10	-34	62	-5	-192	-193	-210	18	1	Unquoted shares	512	FAS
41	3	-3	204	3	129	78	76	1	51	Other equity	513	FAS
2	0	0	259	1	14	9	3	6	4	Mutual funds shares	52	FAS
0	0	0	10	0	0	0	0	0	0	Insurance technical reserves	6	FAS
0	0	0	5	0	0	0	0	0	0	Life insurance reserves	611	FAS
0	0	0	1	0	0	0	0	0	0	Pension fund reserves	612	FAS
0	0	0	4	0	0	0	0	0	0	Other technical reserves	62	FAS
4	-3	0	20	0	-69	-41	-38	-3	-28	Other accounts receivable	7	FAS
0	-2	0	5	0	-93	-51	-49	-3	-41	Trade credits and advances	71	FAS
3	0	0	16	0	24	10	10	0	13	Other	79	FAS
222	8	129	37	1	119	112	78	34	7	**Liabilities**	F	LIA
0	0	0	0	0	71	74	42	32	-3	Currency and deposits	2	LIA
0	0	0	0	0	0	0	0	0	0	Currency	21	LIA
0	0	0	0	0	0	0	0	0	0	Transferable deposits	22	LIA
0	0	0	0	0	71	74	42	32	-3	Other deposits	29	LIA
220	0	0	0	0	58	42	39	3	16	Securities other than shares	3	LIA
0	0	0	0	0	0	0	0	0	0	Short-term	331	LIA
220	0	0	0	0	58	42	39	3	16	Long-term	332	LIA
0	0	0	0	0	0	0	0	0	0	Financial derivatives	34	LIA
2	1	0	29	0	1	1	1	0	1	Loans	4	LIA
0	0	0	3	0	0	0	0	0	0	Short-term	41	LIA
2	1	0	26	0	1	0	0	0	0	Long-term	42	LIA
0	0	129	0	0	69	16	16	0	53	Shares and other equity	5	LIA
0	0	0	0	0	-14	-5	-4	-1	-9	Quoted shares	511	LIA
0	0	129	0	0	30	8	8	0	22	Unquoted shares	512	LIA
0	0	0	0	0	53	13	12	0	40	Other equity	513	LIA
0	0	0	0	0	0	0	0	0	0	Mutual funds shares	52	LIA
0	0	0	0	0	0	0	0	0	0	Insurance technical reserves	6	LIA
0	0	0	0	0	0	0	0	0	0	Life insurance reserves	611	LIA
0	0	0	0	0	0	0	0	0	0	Pension fund reserves	612	LIA
0	0	0	0	0	0	0	0	0	0	Other technical reserves	62	LIA
1	7	0	8	0	-81	-20	-20	-1	-60	Other accounts payable	7	LIA
-4	5	0	5	0	-71	-18	-17	-1	-54	Trade credits and advances	71	LIA
4	3	0	3	0	-9	-3	-2	0	-7	Other	79	LIA
508	13	55	1.115	2	-256	-148	-218	70	-108	**Net financial assets**		NETO
Centralna država/ *Central government*	Lokalna država/ *Local government*	Skladi socialne varnosti/ *Social security funds*	Gospodinjstva/ *Households*	Nepr. instit., ki opravljajo storitve za gospod./ *Non-profit institutions serving households*	Tujina/ *Rest of the world*	EU/ *European Union*	EMU/ *Members of the EMU*	Ostale članice EU/ *European Union, not EMU*	Ostali (izven EU)/ *Others (not EU)*			
S1311	S1313	S1314	S14	S15	S2	S21	S2111	S2112	S22			

A.2.3.

A.2.4. Konsolidirani finančni računi - stanja 2002 (konec leta)

v mio EUR

A.2.4.

Vrsta post.	Oznaka	Finančni instrumenti	Institucionalni sektorji								
			S1	S11	S12	S121	S122	S123	S124	S125	S13
FSR	F	**Finančna sredstva**	66.540	10.186	25.383	6.644	18.866	3.949	317	2.105	10.756
FSR	1	Monetarno zlato in SDR	83	0	83	83	0	0	0	0	0
FSR	2	Gotovina in vloge	18.365	2.554	3.862	2.591	1.831	261	82	411	1.633
FSR	21	Gotovina	1.309	32	47	0	174	0	3	0	3
FSR	22	Prenosljive vloge	4.159	755	46	7	476	19	17	4	153
FSR	29	Druge vloge	12.897	1.767	3.768	2.584	1.181	241	62	407	1.478
FSR	3	Vrednostni papirji razen delnic	8.147	382	6.936	3.943	6.014	205	22	981	223
FSR	331	Kratkoročni	381	106	238	0	4.054	22	2	87	26
FSR	332	Dolgoročni	7.740	262	6.685	3.942	1.948	182	20	894	197
FSR	34	Izvedeni finančni instrumenti	27	14	13	1	12	2	0	0	0
FSR	4	Posojila	12.566	788	10.640	5	9.777	1.043	42	269	601
FSR	41	Kratkoročna	4.408	380	3.735	5	3.698	128	36	62	3
FSR	42	Dolgoročna	8.159	408	6.904	0	6.079	916	5	207	598
FSR	5	Delnice in drug lastniški kapital	16.804	1.535	2.997	14	682	2.225	149	294	6.195
FSR	511	Delnice, ki kotirajo	3.637	107	1.235	0	202	870	59	122	948
FSR	512	Delnice, ki ne kotirajo	6.843	662	1.440	14	268	1.108	64	127	3.115
FSR	513	Drug lastniški kapital	5.199	545	322	0	98	248	12	17	2.131
FSR	52	Delnice/enote investicijskih skladov	1.124	221	1	0	114	0	14	28	1
FSR	6	Zavarovalno tehnične rezervacije	1.460	256	0	0	48	0	1	0	2
FSR	611	Rezervacije iz življenjskih zavarovanj	610	0	0	0	0	0	0	0	0
FSR	612	Rezervacije iz pokojninskih zavarovanj	148	0	0	0	0	0	0	0	0
FSR	62	Druge tehnične rezervacije	702	256	0	0	48	0	1	0	2
FSR	7	Druge terjatve	9.114	4.670	866	8	514	214	21	150	2.103
FSR	71	Trgovinski krediti in avansi	4.358	3.438	266	1	21	151	6	91	200
FSR	79	Drugo	4.756	1.232	600	7	493	63	16	58	1.902
OBV	F	**Obveznosti**	67.357	31.351	23.098	5.816	18.124	2.946	231	2.479	8.159
OBV	2	Gotovina in vloge	14.003	0	13.997	1.911	13.400	0	0	0	6
OBV	21	Gotovina	593	0	588	718	0	0	0	0	6
OBV	22	Prenosljive vloge	4.241	0	4.241	491	4.227	0	0	0	0
OBV	29	Druge vloge	9.169	0	9.169	702	9.174	0	0	0	0
OBV	3	Vrednostni papirji razen delnic	6.072	144	434	3.885	706	40	11	21	5.495
OBV	331	Kratkoročni	440	26	63	3.885	69	25	0	11	351
OBV	332	Dolgoročni	5.605	94	367	0	632	14	11	10	5.144
OBV	34	Izvedeni finančni instrumenti	27	23	4	0	5	1	0	0	0
OBV	4	Posojila	18.059	10.183	3.115	0	1.944	1.391	101	175	1.133
OBV	41	Kratkoročna	4.229	3.246	175	0	100	153	85	30	111
OBV	42	Dolgoročna	13.829	6.937	2.939	0	1.844	1.237	17	145	1.021
OBV	5	Delnice in drug lastniški kapital	19.856	16.430	3.426	0	1.789	1.331	78	595	0
OBV	511	Delnice, ki kotirajo	4.538	4.351	187	0	141	60	4	0	0
OBV	512	Delnice, ki ne kotirajo	7.712	5.801	1.911	0	1.635	6	37	375	0
OBV	513	Drug lastniški kapital	6.467	6.278	189	0	13	157	38	34	0
OBV	52	Delnice/enote investicijskih skladov	1.139	0	1.139	0	0	1.108	0	186	0
OBV	6	Zavarovalno tehnične rezervacije	1.510	0	1.510	0	0	0	0	1.559	0
OBV	611	Rezervacije iz življenjskih zavarovanj	610	0	610	0	0	0	0	610	0
OBV	612	Rezervacije iz pokojninskih zavarovanj	148	0	148	0	0	0	0	148	0
OBV	62	Druge tehnične rezervacije	752	0	752	0	0	0	0	802	0
OBV	7	Druge obveznosti	7.856	4.595	616	20	285	184	40	128	1.525
OBV	71	Trgovinski krediti in avansi	3.908	2.712	161	1	50	75	9	31	372
OBV	79	Drugo	3.948	1.882	455	20	235	109	31	97	1.153
NETO		**Neto finančna sredstva**	-817	-21.165	2.285	828	742	1.004	86	-374	2.597
			Gospodarstvo Slovenije/ *Total economy*	Nefinančne družbe/ *Non-financial corporations*	Finančne družbe/ *Financial corporations*	Centralna banka/ *Central Bank*	Druge denarne finančne institucije/ *Other monetary financial institutions*	Drugi finančni posredniki / *Other financial intermediaries*	Izvajalci pomožnih finančnih dejavnosti/ *Financial auxiliaries*	Zavarovalnice in pokojninski skladi/ *Insurance corporations and pension funds*	Država/ *General government*
			S1	S11	S12	S121	S122	S123	S124	S125	S13

Consolidated financial accounts – outstanding amounts 2002 (end of year) A.2.4.

EUR millions

A.2.4.

Institutional sectors												
S1311	S1313	S1314	S14	S15	S2	S21	S2111	S2112	S22	Financial instruments	Code	Item type
9.617	1.021	1.247	19.919	297	15.243	12.049	10.269	1.780	3.194	**Financial assets**	F	FAS
0	0	0	0	0	-83	-77	0	-77	-7	Monetary gold and SDRs	1	FAS
1.274	216	142	10.153	163	668	348	339	9	321	Currency and deposits	2	FAS
0	1	1	1.227	0	0	0	0	0	0	Currency	21	FAS
95	58	0	3.143	63	155	55	49	6	100	Transferable deposits	22	FAS
1.179	157	141	5.784	100	513	293	290	3	220	Other deposits	29	FAS
150	48	113	607	0	2.114	1.601	1.094	507	513	Securities other than shares	3	FAS
26	0	0	10	0	62	53	36	18	9	Short-term	331	FAS
124	48	113	596	0	2.038	1.534	1.045	489	504	Long-term	332	FAS
0	0	0	0	0	14	14	14	0	0	Financial derivatives	34	FAS
577	105	5	525	13	6.169	5.655	4.693	962	514	Loans	4	FAS
33	1	1	281	9	79	76	73	3	3	Short-term	41	FAS
544	104	4	244	4	6.090	5.579	4.621	959	511	Long-term	42	FAS
5.830	504	724	5.980	97	4.038	2.903	2.619	284	1.135	Shares and other equity	5	FAS
463	25	459	1.345	3	1.014	289	229	59	726	Quoted shares	511	FAS
3.646	82	251	1.575	52	1.201	1.044	996	48	157	Unquoted shares	512	FAS
1.721	396	14	2.159	42	1.804	1.558	1.390	168	246	Other equity	513	FAS
1	0	0	900	1	19	13	4	8	6	Mutual funds shares	52	FAS
1	0	1	1.201	1	50	0	0	0	50	Insurance technical reserves	6	FAS
0	0	0	610	0	0	0	0	0	0	Life insurance reserves	611	FAS
0	0	0	148	0	0	0	0	0	0	Pension fund reserves	612	FAS
1	0	1	443	1	50	0	0	0	50	Other technical reserves	62	FAS
1.785	147	263	1.453	23	2.287	1.618	1.523	95	669	Other accounts receivable	7	FAS
114	67	34	443	11	2.104	1.465	1.374	91	639	Trade credits and advances	71	FAS
1.671	80	229	1.009	12	183	153	149	4	30	Other	79	FAS
7.701	393	1.194	4.680	69	14.426	9.777	8.127	1.650	4.649	**Liabilities**	F	LIA
6	0	0	0	0	5.031	4.494	3.083	1.411	537	Currency and deposits	2	LIA
6	0	0	0	0	715	471	463	9	244	Currency	21	LIA
0	0	0	0	0	73	54	49	5	19	Transferable deposits	22	LIA
0	0	0	0	0	4.242	3.968	2.571	1.398	274	Other deposits	29	LIA
5.582	0	0	0	0	4.189	3.545	3.425	120	644	Securities other than shares	3	LIA
350	0	0	0	0	3	2	2	1	0	Short-term	331	LIA
5.232	0	0	0	0	4.172	3.530	3.410	120	642	Long-term	332	LIA
0	0	0	0	0	14	13	13	0	1	Financial derivatives	34	LIA
953	129	137	3.578	51	677	267	263	4	409	Loans	4	LIA
1	6	136	688	9	257	147	146	1	110	Short-term	41	LIA
952	123	1	2.890	41	420	120	117	3	300	Long-term	42	LIA
0	0	863	0	0	985	324	316	8	661	Shares and other equity	5	LIA
0	0	0	0	0	114	40	37	3	74	Quoted shares	511	LIA
0	0	863	0	0	332	149	146	2	183	Unquoted shares	512	LIA
0	0	0	0	0	536	132	129	3	403	Other equity	513	LIA
0	0	0	0	0	3	3	3	0	0	Mutual funds shares	52	LIA
0	0	0	0	0	0	0	0	0	0	Insurance technical reserves	6	LIA
0	0	0	0	0	0	0	0	0	0	Life insurance reserves	611	LIA
0	0	0	0	0	0	0	0	0	0	Pension fund reserves	612	LIA
0	0	0	0	0	0	0	0	0	0	Other technical reserves	62	LIA
1.159	264	194	1.102	19	3.545	1.147	1.041	107	2.398	Other accounts payable	7	LIA
157	151	79	647	16	2.554	1.130	1.024	105	1.424	Trade credits and advances	71	LIA
1.003	114	114	455	2	992	18	16	1	974	Other	79	LIA
1.917	628	53	15.239	228	817	2.272	2.142	129	-1.455	**Net financial assets**		NETO
Centralna država/ *Central government*	Lokalna država/ *Local government*	Skladi socialne varnosti/ *Social security funds*	Gospodinjstva/ *Households*	Nepr. instit., ki opravljajo storitve za gospod./ *Non-profit institutions serving households*	Tujina/ *Rest of the world*	EU/ *European Union*	EMU/ *Members of the EMU*	Ostale članice EU/ *European Union, not EMU*	Ostali (izven EU)/ *Others (not EU)*			
S1311	S1313	S1314	S14	S15	S2	S21	S2111	S2112	S22			

A.2.5. Konsolidirani finančni računi - transakcije 2003

v mio EUR

A.2.5.

Vrsta post.	Oznaka	Finančni instrumenti	Institucionalni sektorji								
			S1	S11	S12	S121	S122	S123	S124	S125	S13
FSR	F	**Finančna sredstva**	4.859	895	2.466	345	1.903	321	-43	645	-379
FSR	1	Monetarno zlato in SDR	1	0	1	1	0	0	0	0	0
FSR	2	Gotovina in vloge	24	106	-1.044	-817	-212	-36	-14	24	-245
FSR	21	Gotovina	553	23	-5	0	1	0	0	0	1
FSR	22	Prenosljive vloge	554	116	32	0	40	-3	-2	1	-51
FSR	29	Druge vloge	-1.083	-34	-1.072	-816	-254	-34	-11	23	-196
FSR	3	Vrednostni papirji razen delnic	1.794	18	1.792	1.172	602	111	1	425	13
FSR	331	Kratkoročni	-31	-4	-7	0	380	26	2	12	-21
FSR	332	Dolgoročni	1.819	26	1.790	1.173	210	87	-1	413	34
FSR	34	Izvedeni finančni instrumenti	6	-4	9	-1	12	-2	0	0	0
FSR	4	Posojila	1.982	112	1.828	-5	1.636	269	-5	113	-46
FSR	41	Kratkoročna	398	-51	406	-5	381	26	-4	24	0
FSR	42	Dolgoročna	1.583	163	1.421	0	1.255	244	-1	90	-46
FSR	5	Delnice in drug lastniški kapital	356	300	-54	-2	-35	-34	-23	65	-42
FSR	511	Delnice, ki kotirajo	63	8	48	0	-58	111	-16	12	-9
FSR	512	Delnice, ki ne kotirajo	-99	37	-83	-2	22	-107	-12	37	-25
FSR	513	Drug lastniški kapital	234	195	-30	0	6	-38	6	0	-12
FSR	52	Delnice/enote investicijskih skladov	158	59	11	0	-5	0	0	16	4
FSR	6	Zavarovalno tehnične rezervacije	300	-9	12	0	0	0	0	12	-2
FSR	611	Rezervacije iz življenjskih zavarovanj	116	0	0	0	0	0	0	0	0
FSR	612	Rezervacije iz pokojninskih zavarovanj	84	0	0	0	0	0	0	0	0
FSR	62	Druge tehnične rezervacije	100	-9	12	0	0	0	0	12	-2
FSR	7	Druge terjatve	403	368	-69	-5	-87	12	-1	5	-56
FSR	71	Trgovinski krediti in avansi	338	344	6	0	-7	-4	1	14	-86
FSR	79	Drugo	65	24	-75	-5	-81	16	-2	-9	29
OBV	F	**Obveznosti**	5.235	1.907	2.532	402	1.856	488	-5	496	292
OBV	2	Gotovina in vloge	941	0	939	9	919	0	0	0	2
OBV	21	Gotovina	55	0	53	58	0	0	0	0	2
OBV	22	Prenosljive vloge	544	0	544	3	545	0	0	0	0
OBV	29	Druge vloge	342	0	342	-52	374	0	0	0	0
OBV	3	Vrednostni papirji razen delnic	508	-18	89	407	172	-3	-1	32	437
OBV	331	Kratkoročni	-68	-2	-15	407	4	-3	0	4	-51
OBV	332	Dolgoročni	571	-7	96	0	162	-1	-1	29	483
OBV	34	Izvedeni finančni instrumenti	4	-9	8	0	7	1	0	0	5
OBV	4	Posojila	3.087	1.759	1.040	0	743	391	-8	95	-70
OBV	41	Kratkoročna	689	408	219	0	180	58	-2	-2	0
OBV	42	Dolgoročna	2.398	1.351	821	0	564	333	-6	97	-71
OBV	5	Delnice in drug lastniški kapital	255	11	243	0	78	134	9	48	0
OBV	511	Delnice, ki kotirajo	-16	-23	6	0	0	0	6	0	0
OBV	512	Delnice, ki ne kotirajo	-832	-881	50	0	67	0	-8	11	0
OBV	513	Drug lastniški kapital	960	915	44	0	10	27	10	0	0
OBV	52	Delnice/enote investicijskih skladov	143	0	143	0	0	107	0	37	0
OBV	6	Zavarovalno tehnične rezervacije	297	0	297	0	0	0	0	296	0
OBV	611	Rezervacije iz življenjskih zavarovanj	116	0	116	0	0	0	0	116	0
OBV	612	Rezervacije iz pokojninskih zavarovanj	84	0	84	0	0	0	0	84	0
OBV	62	Druge tehnične rezervacije	97	0	97	0	0	0	0	96	0
OBV	7	Druge obveznosti	148	155	-76	-14	-56	-34	-5	25	-77
OBV	71	Trgovinski krediti in avansi	139	93	-1	0	-15	3	2	6	-47
OBV	79	Drugo	8	61	-74	-14	-41	-37	-7	19	-30
NETO		**Neto finančna sredstva**	-376	-1.012	-66	-57	46	-167	-38	149	-670
			Gospodarstvo Slovenije/ *Total economy*	Nefinančne družbe/ *Non-financial corporations*	Finančne družbe/ *Financial corporations*	Centralna banka/ *Central Bank*	Druge denarne finančne institucije/ *Other monetary financial institutions*	Drugi finančni posredniki / *Other financial intermediaries*	Izvajalci pomožnih finančnih dejavnosti/ *Financial auxiliaries*	Zavarovalnice in pokojninski skladi/ *Insurance corporations and pension funds*	Država/ *General government*
			S1	S11	S12	S121	S122	S123	S124	S125	S13

Consolidated financial accounts – transactions 2003 A.2.5.

EUR millions

Institutional sectors												
S1311	S1313	S1314	S14	S15	S2	S21	S2111	S2112	S22	Financial instruments	Code	Item type
-310	-20	30	1.862	15	1.953	1.790	1.506	284	163	**Financial assets**	F	FAS
0	0	0	0	0	-1	0	-53	53	-1	Monetary gold and SDRs	1	FAS
-243	3	-5	1.191	16	407	436	435	1	-29	Currency and deposits	2	FAS
0	0	1	533	0	0	0	0	0	0	Currency	21	FAS
-54	3	0	445	12	19	1	-1	1	18	Transferable deposits	22	FAS
-190	0	-6	214	4	388	435	436	0	-47	Other deposits	29	FAS
4	19	-1	-30	2	-78	-39	-14	-25	-39	Securities other than shares	3	FAS
-21	1	0	2	0	-26	-20	-23	3	-6	Short-term	331	FAS
25	19	-1	-32	2	-43	-9	20	-29	-34	Long-term	332	FAS
0	0	0	0	0	-9	-10	-11	1	1	Financial derivatives	34	FAS
35	-30	1	90	-1	1.362	1.256	968	288	106	Loans	4	FAS
54	-1	-1	44	-1	281	263	263	-1	18	Short-term	41	FAS
-19	-29	2	46	0	1.081	993	704	289	88	Long-term	42	FAS
-44	1	1	164	-12	194	67	95	-28	127	Shares and other equity	5	FAS
-30	0	21	2	13	-10	-9	11	-19	-1	Quoted shares	511	FAS
-5	-2	-18	-9	-19	-703	-9	8	-17	-693	Unquoted shares	512	FAS
-9	0	-3	88	-8	909	87	77	10	822	Other equity	513	FAS
0	3	1	82	2	-3	-2	-1	-1	-1	Mutual funds shares	52	FAS
-1	0	0	299	1	8	0	0	0	8	Insurance technical reserves	6	FAS
0	0	0	116	0	0	0	0	0	0	Life insurance reserves	611	FAS
0	0	0	84	0	0	0	0	0	0	Pension fund reserves	612	FAS
-1	0	0	99	1	8	0	0	0	8	Other technical reserves	62	FAS
-60	-14	35	149	10	60	69	75	-5	-9	Other accounts receivable	7	FAS
-66	-16	7	66	7	106	138	140	-3	-32	Trade credits and advances	71	FAS
6	2	28	83	4	-46	-68	-66	-3	23	Other	79	FAS
312	-6	64	486	18	1.577	658	1.024	-366	919	**Liabilities**	F	LIA
2	0	0	0	0	-510	-566	-81	-485	55	Currency and deposits	2	LIA
2	0	0	0	0	498	426	424	2	72	Currency	21	LIA
0	0	0	0	0	28	12	10	2	16	Transferable deposits	22	LIA
0	0	0	0	0	-1.037	-1.004	-515	-489	-33	Other deposits	29	LIA
446	0	0	0	0	1.208	1.070	964	106	138	Securities other than shares	3	LIA
-50	0	0	0	0	12	8	7	1	4	Short-term	331	LIA
491	0	0	0	0	1.204	1.070	965	105	134	Long-term	332	LIA
5	0	0	0	0	-8	-8	-8	0	0	Financial derivatives	34	LIA
-94	26	51	354	4	256	33	33	0	223	Loans	4	LIA
-1	3	52	61	1	-10	-48	-48	0	38	Short-term	41	LIA
-93	23	-1	293	3	266	81	81	0	186	Long-term	42	LIA
0	0	0	0	0	296	38	24	14	257	Shares and other equity	5	LIA
0	0	0	0	0	70	37	30	7	32	Quoted shares	511	LIA
0	0	0	0	0	30	-73	-75	2	103	Unquoted shares	512	LIA
0	0	0	0	0	184	64	60	4	120	Other equity	513	LIA
0	0	0	0	0	12	10	10	0	2	Mutual funds shares	52	LIA
0	0	0	0	0	12	12	12	0	0	Insurance technical reserves	6	LIA
0	0	0	0	0	0	0	0	0	0	Life insurance reserves	611	LIA
0	0	0	0	0	0	0	0	0	0	Pension fund reserves	612	LIA
0	0	0	0	0	12	12	12	0	0	Other technical reserves	62	LIA
-42	-32	13	132	14	315	71	72	-1	244	Other accounts payable	7	LIA
-29	-17	10	85	9	304	73	75	-2	231	Trade credits and advances	71	LIA
-13	-15	3	47	5	11	-2	-3	1	13	Other	79	LIA
-622	-14	-34	1.376	-3	376	1.132	482	650	-756	**Net financial assets**		NETO
Centralna država/ *Central government*	Lokalna država/ *Local government*	Skladi socialne varnosti/ *Social security funds*	Gospodinjstva/ *Households*	Nepr. instit., ki opravljajo storitve za gospod./ *Non-profit institutions serving households*	Tujina/ *Rest of the world*	EU/ *European Union*	EMU/ *Members of the EMU*	Ostale članice EU/ *European Union, not EMU*	Ostali (izven EU)/ *Others (not EU)*			
S1311	S1313	S1314	S14	S15	S2	S21	S2111	S2112	S22			

A.2.5.

A.2.6. Konsolidirani finančni računi - vrednostne spremembe 2003

v mio EUR

A.2.6.

Vrsta post.	Oznaka	Finančni instrumenti	Institucionalni sektorji								
			S1	S11	S12	S121	S122	S123	S124	S125	S13
FSR	F	**Finančna sredstva**	1.530	400	389	-17	243	190	19	68	28
FSR	1	Monetarno zlato in SDR	3	0	3	3	0	0	0	0	0
FSR	2	Gotovina in vloge	93	18	25	13	12	2	1	4	-4
FSR	21	Gotovina	0	0	0	0	0	0	0	0	0
FSR	22	Prenosljive vloge	0	0	0	0	0	0	0	0	0
FSR	29	Druge vloge	93	18	25	13	12	2	1	4	-4
FSR	3	Vrednostni papirji razen delnic	71	13	33	-34	77	8	1	28	10
FSR	331	Kratkoročni	3	0	2	0	31	0	0	1	0
FSR	332	Dolgoročni	67	12	30	-34	46	8	1	27	10
FSR	34	Izvedeni finančni instrumenti	1	0	0	0	0	0	0	0	0
FSR	4	Posojila	126	231	82	0	74	10	0	2	-191
FSR	41	Kratkoročna	21	1	18	0	18	1	0	0	0
FSR	42	Dolgoročna	105	229	64	0	56	9	0	2	-191
FSR	5	Delnice in drug lastniški kapital	1.267	201	237	1	74	168	17	32	210
FSR	511	Delnice, ki kotirajo	898	66	213	0	60	149	11	23	209
FSR	512	Delnice, ki ne kotirajo	10	104	-1	1	10	-4	1	1	-64
FSR	513	Drug lastniški kapital	340	38	26	0	0	23	1	1	65
FSR	52	Delnice/enote investicijskih skladov	19	-7	0	0	4	0	3	6	0
FSR	6	Zavarovalno tehnične rezervacije	14	3	0	0	0	0	0	0	0
FSR	611	Rezervacije iz življenjskih zavarovanj	6	0	0	0	0	0	0	0	0
FSR	612	Rezervacije iz pokojninskih zavarovanj	1	0	0	0	0	0	0	0	0
FSR	62	Druge tehnične rezervacije	7	3	0	0	0	0	0	0	0
FSR	7	Druge terjatve	-44	-65	9	0	5	2	0	1	3
FSR	71	Trgovinski krediti in avansi	-46	-56	3	0	0	2	0	1	2
FSR	79	Drugo	3	-9	6	0	5	1	0	1	1
OBV	F	**Obveznosti**	1.996	1.170	662	19	217	350	8	182	122
OBV	2	Gotovina in vloge	73	0	73	-11	90	0	0	0	0
OBV	21	Gotovina	0	0	0	0	0	0	0	0	0
OBV	22	Prenosljive vloge	0	0	0	0	0	0	0	0	0
OBV	29	Druge vloge	73	0	73	-11	90	0	0	0	0
OBV	3	Vrednostni papirji razen delnic	154	6	22	30	37	1	1	1	126
OBV	331	Kratkoročni	4	0	1	30	1	0	0	0	3
OBV	332	Dolgoročni	150	5	21	0	36	1	1	1	123
OBV	34	Izvedeni finančni instrumenti	1	1	0	0	0	0	0	0	0
OBV	4	Posojila	143	77	30	0	19	13	1	2	3
OBV	41	Kratkoročna	21	16	1	0	1	1	0	0	0
OBV	42	Dolgoročna	122	61	29	0	18	12	0	1	3
OBV	5	Delnice in drug lastniški kapital	1.652	1.135	517	0	68	334	6	163	0
OBV	511	Delnice, ki kotirajo	219	62	157	0	-127	313	1	0	0
OBV	512	Delnice, ki ne kotirajo	678	359	318	0	193	0	3	132	0
OBV	513	Drug lastniški kapital	733	714	19	0	1	7	3	8	0
OBV	52	Delnice/enote investicijskih skladov	22	0	22	0	0	14	0	22	0
OBV	6	Zavarovalno tehnične rezervacije	15	0	15	0	0	0	0	15	0
OBV	611	Rezervacije iz življenjskih zavarovanj	6	0	6	0	0	0	0	6	0
OBV	612	Rezervacije iz pokojninskih zavarovanj	1	0	1	0	0	0	0	1	0
OBV	62	Druge tehnične rezervacije	8	0	8	0	0	0	0	8	0
OBV	7	Druge obveznosti	-41	-49	6	0	3	2	0	1	-7
OBV	71	Trgovinski krediti in avansi	-55	-64	2	0	0	1	0	0	2
OBV	79	Drugo	14	15	5	0	2	1	0	1	-9
NETO		**Neto finančna sredstva**	-466	-770	-273	-36	26	-160	11	-114	-93
			Gospodarstvo Slovenije/ *Total economy*	Nefinančne družbe/ *Non-financial corporations*	Finančne družbe/ *Financial corporations*	Centralna banka/ *Central Bank*	Druge denarne finančne institucije/ *Other monetary financial institutions*	Drugi finančni posredniki / *Other financial intermediaries*	Izvajalci pomožnih finančnih dejavnosti/ *Financial auxiliaries*	Zavarovalnice in pokojninski skladi/ *Insurance corporations and pension funds*	Država/ *General government*
			S1	S11	S12	S121	S122	S123	S124	S125	S13

Consolidated financial accounts – revaluation changes 2003 A.2.6.

EUR millions

Institutional sectors												
S1311	S1313	S1314	S14	S15	S2	S21	S2111	S2112	S22	Financial instruments	Code	Item type
-15	-1	113	707	6	487	245	217	28	242	**Financial assets**	F	FAS
0	0	0	0	0	-3	-3	0	-3	0	Monetary gold and SDRs	1	FAS
-6	2	0	53	1	5	3	3	0	2	Currency and deposits	2	FAS
0	0	0	0	0	0	0	0	0	0	Currency	21	FAS
0	0	0	0	0	0	0	0	0	0	Transferable deposits	22	FAS
-6	2	0	53	1	5	3	3	0	2	Other deposits	29	FAS
7	1	3	15	0	52	40	28	12	12	Securities other than shares	3	FAS
0	0	0	0	0	1	1	0	0	0	Short-term	331	FAS
7	1	3	15	0	51	39	27	12	12	Long-term	332	FAS
0	0	0	0	0	0	0	0	0	0	Financial derivatives	34	FAS
-230	1	0	4	0	20	20	24	-4	-1	Loans	4	FAS
0	0	0	1	0	0	0	0	0	0	Short-term	41	FAS
-230	1	0	2	0	19	20	23	-4	-1	Long-term	42	FAS
212	-8	110	614	5	477	215	190	25	262	Shares and other equity	5	FAS
115	5	89	410	1	-649	21	11	11	-670	Quoted shares	511	FAS
15	6	19	-29	0	691	9	16	-7	683	Unquoted shares	512	FAS
81	-18	2	207	4	431	182	163	20	248	Other equity	513	FAS
0	0	0	26	0	4	3	1	2	1	Mutual funds shares	52	FAS
0	0	0	12	0	0	0	0	0	0	Insurance technical reserves	6	FAS
0	0	0	6	0	0	0	0	0	0	Life insurance reserves	611	FAS
0	0	0	1	0	0	0	0	0	0	Pension fund reserves	612	FAS
0	0	0	4	0	0	0	0	0	0	Other technical reserves	62	FAS
2	2	0	9	0	-65	-30	-27	-2	-35	Other accounts receivable	7	FAS
0	2	0	4	0	-71	-36	-33	-4	-35	Trade credits and advances	71	FAS
2	0	-1	4	0	7	7	5	1	0	Other	79	FAS
91	-5	105	42	1	21	32	16	16	-11	**Liabilities**	F	LIA
0	0	0	0	0	25	31	14	17	-6	Currency and deposits	2	LIA
0	0	0	0	0	0	0	0	0	0	Currency	21	LIA
0	0	0	0	0	0	0	0	0	0	Transferable deposits	22	LIA
0	0	0	0	0	25	31	14	17	-6	Other deposits	29	LIA
128	0	0	0	0	-32	-28	-27	0	-4	Securities other than shares	3	LIA
3	0	0	0	0	0	0	0	0	0	Short-term	331	LIA
126	0	0	0	0	-32	-28	-28	0	-4	Long-term	332	LIA
0	0	0	0	0	0	0	0	0	0	Financial derivatives	34	LIA
-36	1	0	32	0	3	0	0	0	2	Loans	4	LIA
0	0	0	3	0	1	0	0	0	0	Short-term	41	LIA
-36	1	0	29	0	2	0	0	0	2	Long-term	42	LIA
0	0	104	0	0	92	30	28	1	63	Shares and other equity	5	LIA
0	0	0	0	0	30	9	8	1	21	Quoted shares	511	LIA
0	0	104	0	0	23	10	10	0	13	Unquoted shares	512	LIA
0	0	0	0	0	37	9	9	0	28	Other equity	513	LIA
0	0	0	0	0	1	1	1	0	0	Mutual funds shares	52	LIA
0	0	0	0	0	0	0	0	0	0	Insurance technical reserves	6	LIA
0	0	0	0	0	0	0	0	0	0	Life insurance reserves	611	LIA
0	0	0	0	0	0	0	0	0	0	Pension fund reserves	612	LIA
0	0	0	0	0	0	0	0	0	0	Other technical reserves	62	LIA
-1	-7	0	9	0	-67	-2	0	-2	-66	Other accounts payable	7	LIA
5	-3	0	6	0	-63	-3	-1	-2	-60	Trade credits and advances	71	LIA
-5	-4	0	3	0	-5	1	1	0	-6	Other	79	LIA
-106	4	9	665	6	466	213	202	12	253	**Net financial assets**		NETO
Centralna država/ *Central government*	Lokalna država/ *Local government*	Skladi socialne varnosti/ *Social security funds*	Gospodinjstva/ *Households*	Nepr. instit., ki opravljajo storitve za gospod./ *Non-profit institutions serving households*	Tujina/ *Rest of the world*	EU/ *European Union*	EMU/ *Members of the EMU*	Ostale članice EU/ *European Union, not EMU*	Ostali (izven EU)/ *Others (not EU)*			
S1311	S1313	S1314	S14	S15	S2	S21	S2111	S2112	S22			

A.2.6.

A.2.7. Konsolidirani finančni računi - stanja 2003 (konec leta)

v mio EUR

A.2.7.

Vrsta post.	Oznaka	Finančni instrumenti	Institucionalni sektorji								
			S1	S11	S12	S121	S122	S123	S124	S125	S13
FSR	F	**Finančna sredstva**	72.929	11.480	28.238	6.972	21.011	4.460	293	2.818	10.406
FSR	1	Monetarno zlato in SDR	87	0	87	87	0	0	0	0	0
FSR	2	Gotovina in vloge	18.481	2.677	2.843	1.788	1.631	227	69	439	1.384
FSR	21	Gotovina	1.861	55	43	0	175	0	3	0	4
FSR	22	Prenosljive vloge	4.713	871	79	6	516	17	15	5	102
FSR	29	Druge vloge	11.907	1.751	2.721	1.781	939	210	51	434	1.278
FSR	3	Vrednostni papirji razen delnic	10.012	413	8.760	5.081	6.693	324	24	1.434	245
FSR	331	Kratkoročni	353	103	233	0	4.465	48	4	100	5
FSR	332	Dolgoročni	9.626	299	8.504	5.081	2.204	276	20	1.334	240
FSR	34	Izvedeni finančni instrumenti	33	11	22	0	24	0	0	0	0
FSR	4	Posojila	14.674	1.131	12.549	0	11.486	1.322	36	385	363
FSR	41	Kratkoročna	4.827	331	4.160	0	4.096	154	32	86	3
FSR	42	Dolgoročna	9.847	800	8.390	0	7.390	1.168	5	299	361
FSR	5	Delnice in drug lastniški kapital	18.427	2.036	3.181	14	721	2.359	143	391	6.364
FSR	511	Delnice, ki kotirajo	4.599	182	1.496	0	204	1.129	54	157	1.148
FSR	512	Delnice, ki ne kotirajo	6.754	803	1.355	14	299	997	53	166	3.026
FSR	513	Drug lastniški kapital	5.773	779	318	0	104	233	19	18	2.184
FSR	52	Delnice/enote investicijskih skladov	1.301	273	12	0	114	0	17	50	5
FSR	6	Zavarovalno tehnične rezervacije	1.775	250	12	0	48	0	1	12	0
FSR	611	Rezervacije iz življenjskih zavarovanj	732	0	0	0	0	0	0	0	0
FSR	612	Rezervacije iz pokojninskih zavarovanj	233	0	0	0	0	0	0	0	0
FSR	62	Druge tehnične rezervacije	810	250	12	0	48	0	1	12	0
FSR	7	Druge terjatve	9.474	4.974	806	3	432	228	20	156	2.050
FSR	71	Trgovinski krediti in avansi	4.649	3.726	275	1	15	148	6	107	117
FSR	79	Drugo	4.824	1.248	531	2	417	80	14	50	1.933
OBV	F	**Obveznosti**	74.588	34.428	26.293	6.237	20.197	3.784	234	3.157	8.572
OBV	2	Gotovina in vloge	15.017	0	15.009	1.910	14.409	0	0	0	8
OBV	21	Gotovina	648	0	640	776	0	0	0	0	8
OBV	22	Prenosljive vloge	4.785	0	4.785	494	4.771	0	0	0	0
OBV	29	Druge vloge	9.583	0	9.583	640	9.638	0	0	0	0
OBV	3	Vrednostni papirji razen delnic	6.734	132	544	4.321	916	38	11	54	6.058
OBV	331	Kratkoročni	375	24	49	4.321	73	23	0	15	303
OBV	332	Dolgoročni	6.326	93	483	0	830	13	11	39	5.750
OBV	34	Izvedeni finančni instrumenti	32	15	12	0	12	2	0	0	5
OBV	4	Posojila	21.289	12.018	4.185	0	2.706	1.795	94	271	1.066
OBV	41	Kratkoročna	4.939	3.670	395	0	280	212	83	28	112
OBV	42	Dolgoročna	16.350	8.349	3.790	0	2.426	1.583	11	243	954
OBV	5	Delnice in drug lastniški kapital	21.763	17.577	4.186	0	1.934	1.800	93	806	0
OBV	511	Delnice, ki kotirajo	4.740	4.390	350	0	15	373	11	0	0
OBV	512	Delnice, ki ne kotirajo	7.558	5.279	2.279	0	1.895	6	32	518	0
OBV	513	Drug lastniški kapital	8.160	7.908	253	0	24	192	50	43	0
OBV	52	Delnice/enote investicijskih skladov	1.305	0	1.305	0	0	1.229	0	246	0
OBV	6	Zavarovalno tehnične rezervacije	1.822	0	1.822	0	0	0	0	1.871	0
OBV	611	Rezervacije iz življenjskih zavarovanj	732	0	732	0	0	0	0	732	0
OBV	612	Rezervacije iz pokojninskih zavarovanj	233	0	233	0	0	0	0	233	0
OBV	62	Druge tehnične rezervacije	856	0	856	0	0	0	0	906	0
OBV	7	Druge obveznosti	7.963	4.700	546	6	232	152	36	154	1.441
OBV	71	Trgovinski krediti in avansi	3.992	2.741	161	1	35	79	11	37	327
OBV	79	Drugo	3.971	1.959	385	6	197	73	25	117	1.114
NETO		**Neto finančna sredstva**	-1.659	-22.947	1.945	735	814	676	59	-339	1.833
			Gospodarstvo Slovenije/ *Total economy*	Nefinančne družbe/ *Non-financial corporations*	Finančne družbe/ *Financial corporations*	Centralna banka/ *Central Bank*	Druge denarne finančne institucije/ *Other monetary financial institutions*	Drugi finančni posredniki / *Other financial intermediaries*	Izvajalci pomožnih finančnih dejavnosti/ *Financial auxiliaries*	Zavarovalnice in pokojninski skladi/ *Insurance corporations and pension funds*	Država/ *General government*
			S1	S11	S12	S121	S122	S123	S124	S125	S13

Consolidated financial accounts – outstanding amounts 2003 (end of year) A.2.7.

EUR millions

A.2.7.

Institutional sectors												
S1311	S1313	S1314	S14	S15	S2	S21	S2111	S2112	S22	Financial instruments	Code	Item type
9.293	1.000	1.390	22.487	319	17.682	14.083	11.992	2.091	3.599	**Financial assets**	F	FAS
0	0	0	0	0	-87	-80	-53	-27	-7	Monetary gold and SDRs	1	FAS
1.025	221	137	11.398	180	1.080	786	777	10	294	Currency and deposits	2	FAS
1	2	1	1.760	0	0	0	0	0	0	Currency	21	FAS
41	60	0	3.587	74	174	55	48	7	119	Transferable deposits	22	FAS
984	159	135	6.051	105	907	731	729	3	175	Other deposits	29	FAS
161	69	115	592	2	2.088	1.602	1.108	494	486	Securities other than shares	3	FAS
5	1	0	12	0	37	34	13	21	3	Short-term	331	FAS
156	68	115	580	2	2.045	1.563	1.092	471	482	Long-term	332	FAS
0	0	0	0	0	5	4	3	1	1	Financial derivatives	34	FAS
382	77	6	619	12	7.551	6.931	5.685	1.246	620	Loans	4	FAS
87	0	0	326	8	360	339	337	2	21	Short-term	41	FAS
295	76	5	292	4	7.191	6.592	5.348	1.244	599	Long-term	42	FAS
5.998	498	836	6.757	89	4.710	3.186	2.905	281	1.524	Shares and other equity	5	FAS
548	30	570	1.757	16	356	301	251	50	54	Quoted shares	511	FAS
3.656	86	252	1.537	33	1.190	1.043	1.020	23	146	Unquoted shares	512	FAS
1.793	378	13	2.455	37	3.145	1.828	1.629	199	1.317	Other equity	513	FAS
1	4	1	1.008	3	20	13	4	9	6	Mutual funds shares	52	FAS
0	0	0	1.511	2	59	0	0	0	59	Insurance technical reserves	6	FAS
0	0	0	732	0	0	0	0	0	0	Life insurance reserves	611	FAS
0	0	0	233	0	0	0	0	0	0	Pension fund reserves	612	FAS
0	0	0	546	2	59	0	0	0	59	Other technical reserves	62	FAS
1.727	136	297	1.610	34	2.282	1.658	1.571	87	624	Other accounts receivable	7	FAS
49	54	41	514	18	2.138	1.566	1.481	85	572	Trade credits and advances	71	FAS
1.678	82	256	1.096	16	144	92	89	3	53	Other	79	FAS
8.105	382	1.363	5.207	88	16.024	10.467	9.166	1.300	5.557	**Liabilities**	F	LIA
8	0	0	0	0	4.545	3.959	3.016	943	586	Currency and deposits	2	LIA
8	0	0	0	0	1.213	898	887	11	316	Currency	21	LIA
0	0	0	0	0	102	66	59	7	35	Transferable deposits	22	LIA
0	0	0	0	0	3.230	2.995	2.070	925	235	Other deposits	29	LIA
6.157	0	0	0	0	5.365	4.587	4.361	226	778	Securities other than shares	3	LIA
303	0	0	0	0	14	10	8	2	4	Short-term	331	LIA
5.849	0	0	0	0	5.345	4.572	4.348	224	773	Long-term	332	LIA
5	0	0	0	0	6	5	5	0	1	Financial derivatives	34	LIA
822	156	188	3.964	56	935	300	296	4	635	Loans	4	LIA
0	8	188	752	10	247	99	98	1	148	Short-term	41	LIA
822	148	0	3.212	45	688	201	198	3	487	Long-term	42	LIA
0	0	968	0	0	1.373	392	369	23	981	Shares and other equity	5	LIA
0	0	0	0	0	214	86	75	11	128	Quoted shares	511	LIA
0	0	968	0	0	386	87	82	5	299	Unquoted shares	512	LIA
0	0	0	0	0	757	205	198	7	551	Other equity	513	LIA
0	0	0	0	0	16	14	14	0	3	Mutual funds shares	52	LIA
0	0	0	0	0	12	12	12	0	0	Insurance technical reserves	6	LIA
0	0	0	0	0	0	0	0	0	0	Life insurance reserves	611	LIA
0	0	0	0	0	0	0	0	0	0	Pension fund reserves	612	LIA
0	0	0	0	0	12	12	12	0	0	Other technical reserves	62	LIA
1.117	226	207	1.243	33	3.793	1.217	1.113	104	2.576	Other accounts payable	7	LIA
132	132	89	738	26	2.795	1.200	1.098	102	1.595	Trade credits and advances	71	LIA
985	95	118	505	7	998	17	15	2	981	Other	79	LIA
1.188	618	27	17.280	230	1.659	3.617	2.826	791	-1.958	**Net financial assets**		NETO
Centralna država/ *Central government*	Lokalna država/ *Local government*	Skladi socialne varnosti/ *Social security funds*	Gospodinjstva/ *Households*	Nepr. instit., ki opravljajo storitve za gospod./ *Non-profit institutions serving households*	Tujina/ *Rest of the world*	EU/ *European Union*	EMU/ *Members of the EMU*	Ostale članice EU/ *European Union, not EMU*	Ostali (izven EU)/ *Others (not EU)*			
S1311	S1313	S1314	S14	S15	S2	S21	S2111	S2112	S22			

A.2.8. Konsolidirani finančni računi - transakcije 2004

v mio EUR

A.2.8.

Vrsta post.	Oznaka	Finančni instrumenti	Institucionalni sektorji								
			S1	S11	S12	S121	S122	S123	S124	S125	S13
FSR	F	**Finančna sredstva**	6.434	404	3.486	-230	2.332	707	17	560	211
FSR	1	Monetarno zlato in SDR	1	0	1	1	0	0	0	0	0
FSR	2	Gotovina in vloge	515	76	-935	-967	634	224	13	-79	12
FSR	21	Gotovina	676	-18	0	0	-6	0	-1	0	1
FSR	22	Prenosljive vloge	603	94	202	7	140	49	22	6	92
FSR	29	Druge vloge	-764	0	-1.137	-975	500	175	-8	-85	-81
FSR	3	Vrednostni papirji razen delnic	2.068	52	1.890	730	-410	79	-7	450	-16
FSR	331	Kratkoročni	135	18	104	0	-1.062	20	-4	14	3
FSR	332	Dolgoročni	1.942	37	1.794	730	663	60	-3	436	-20
FSR	34	Izvedeni finančni instrumenti	-9	-3	-8	0	-10	0	0	0	1
FSR	4	Posojila	2.174	-203	2.401	0	2.140	345	3	87	-15
FSR	41	Kratkoročna	107	-62	256	0	221	68	-7	19	-2
FSR	42	Dolgoročna	2.067	-141	2.145	0	1.919	277	11	68	-13
FSR	5	Delnice in drug lastniški kapital	847	216	71	7	-12	11	7	66	-115
FSR	511	Delnice, ki kotirajo	278	17	21	0	18	10	-3	-3	-15
FSR	512	Delnice, ki ne kotirajo	-77	41	29	6	19	-18	18	3	-106
FSR	513	Drug lastniški kapital	285	163	-6	1	-13	12	1	6	5
FSR	52	Delnice/enote investicijskih skladov	360	-4	27	0	-35	7	-9	60	1
FSR	6	Zavarovalno tehnične rezervacije	345	36	4	0	1	0	1	4	2
FSR	611	Rezervacije iz življenjskih zavarovanj	142	0	0	0	0	0	0	0	0
FSR	612	Rezervacije iz pokojninskih zavarovanj	150	0	0	0	0	0	0	0	0
FSR	62	Druge tehnične rezervacije	54	36	4	0	1	0	1	4	2
FSR	7	Druge terjatve	484	226	53	0	-21	48	-1	32	344
FSR	71	Trgovinski krediti in avansi	476	335	60	0	0	45	-1	16	68
FSR	79	Drugo	8	-110	-6	-1	-22	3	1	17	276
OBV	F	**Obveznosti**	7.296	2.527	3.548	-250	2.198	992	6	501	808
OBV	2	Gotovina in vloge	1.002	0	998	853	904	0	0	0	4
OBV	21	Gotovina	51	0	47	40	0	0	0	0	4
OBV	22	Prenosljive vloge	423	0	423	100	344	0	0	0	0
OBV	29	Druge vloge	529	0	529	713	559	0	0	0	0
OBV	3	Vrednostni papirji razen delnic	860	89	160	-1.099	231	-4	0	-15	611
OBV	331	Kratkoročni	84	8	11	-1.099	-12	-1	0	-15	65
OBV	332	Dolgoročni	779	86	143	0	236	-1	0	0	551
OBV	34	Izvedeni finančni instrumenti	-3	-5	7	0	7	-2	0	0	-5
OBV	4	Posojila	3.860	1.815	1.651	0	1.036	696	-1	94	-41
OBV	41	Kratkoročna	11	245	-63	0	11	5	-16	-19	-102
OBV	42	Dolgoročna	3.849	1.569	1.714	0	1.025	691	15	113	61
OBV	5	Delnice in drug lastniški kapital	798	360	437	0	55	314	0	77	0
OBV	511	Delnice, ki kotirajo	-31	-24	-7	0	0	0	-7	0	0
OBV	512	Delnice, ki ne kotirajo	56	-22	78	0	55	0	0	23	0
OBV	513	Drug lastniški kapital	456	406	50	0	0	56	7	0	0
OBV	52	Delnice/enote investicijskih skladov	317	0	317	0	0	258	0	54	0
OBV	6	Zavarovalno tehnične rezervacije	342	0	342	0	0	0	0	344	0
OBV	611	Rezervacije iz življenjskih zavarovanj	135	0	135	0	0	0	0	135	0
OBV	612	Rezervacije iz pokojninskih zavarovanj	150	0	150	0	0	0	0	150	0
OBV	62	Druge tehnične rezervacije	57	0	57	0	0	0	0	59	0
OBV	7	Druge obveznosti	435	263	-41	-3	-28	-13	7	1	234
OBV	71	Trgovinski krediti in avansi	402	196	4	1	5	-1	-7	7	204
OBV	79	Drugo	33	67	-45	-4	-33	-12	14	-6	30
NETO		**Neto finančna sredstva**	-862	-2.123	-61	20	134	-285	11	58	-597
			Gospodarstvo Slovenije/ *Total economy*	Nefinančne družbe/ *Non-financial corporations*	Finančne družbe/ *Financial corporations*	Centralna banka/ *Central Bank*	Druge denarne finančne institucije/ *Other monetary financial institutions*	Drugi finančni posredniki / *Other financial intermediaries*	Izvajalci pomožnih finančnih dejavnosti/ *Financial auxiliaries*	Zavarovalnice in pokojninski skladi/ *Insurance corporations and pension funds*	Država/ *General government*
			S1	S11	S12	S121	S122	S123	S124	S125	S13

Consolidated financial accounts – transactions 2004 A.2.8.

EUR millions

Institutional sectors												
S1311	S1313	S1314	S14	S15	S2	S21	S2111	S2112	S22	Financial instruments	Code	Item type
265	47	34	2.353	-20	2.788	2.898	2.051	847	-110	**Financial assets**	F	FAS
0	0	0	0	0	-1	0	0	0	-1	Monetary gold and SDRs	1	FAS
-3	26	-10	1.354	7	234	240	235	5	-6	Currency and deposits	2	FAS
2	1	-1	692	0	0	0	0	0	0	Currency	21	FAS
96	-5	0	209	6	22	35	31	4	-13	Transferable deposits	22	FAS
-102	30	-9	452	1	211	205	203	1	7	Other deposits	29	FAS
-32	26	34	139	3	-6	44	-65	108	-50	Securities other than shares	3	FAS
1	18	3	6	4	-24	-27	-5	-22	3	Short-term	331	FAS
-33	8	31	132	-1	12	64	-65	129	-52	Long-term	332	FAS
1	0	0	1	0	6	7	6	1	-1	Financial derivatives	34	FAS
148	-52	-3	-7	-3	1.797	1.956	1.260	696	-159	Loans	4	FAS
-15	0	0	-83	-2	-105	-90	-124	35	-15	Short-term	41	FAS
164	-52	-2	76	0	1.902	2.046	1.385	662	-144	Long-term	42	FAS
-145	3	26	700	-25	497	407	439	-32	90	Shares and other equity	5	FAS
-6	-4	-6	271	-15	-111	-108	-56	-53	-3	Quoted shares	511	FAS
-145	7	32	-41	0	283	202	211	-9	81	Unquoted shares	512	FAS
4	1	0	134	-10	331	317	285	33	14	Other equity	513	FAS
1	-1	1	336	1	-6	-4	-1	-3	-2	Mutual funds shares	52	FAS
2	0	0	301	2	8	8	6	1	0	Insurance technical reserves	6	FAS
0	0	0	142	0	0	0	0	0	0	Life insurance reserves	611	FAS
0	0	0	150	0	0	0	0	0	0	Pension fund reserves	612	FAS
2	0	0	10	2	8	8	6	1	0	Other technical reserves	62	FAS
295	43	-13	-135	-5	260	243	175	68	16	Other accounts receivable	7	FAS
22	45	-3	17	-4	218	176	112	63	42	Trade credits and advances	71	FAS
272	-2	-10	-152	-1	42	68	63	5	-26	Other	79	FAS
826	66	51	421	-7	1.926	933	1.204	-271	993	**Liabilities**	F	LIA
4	0	0	0	0	-253	-306	282	-588	53	Currency and deposits	2	LIA
4	0	0	0	0	625	549	540	8	77	Currency	21	LIA
0	0	0	0	0	203	195	191	4	8	Transferable deposits	22	LIA
0	0	0	0	0	-1.081	-1.050	-449	-600	-32	Other deposits	29	LIA
656	0	0	0	0	1.201	765	538	227	436	Securities other than shares	3	LIA
84	0	0	0	0	27	17	18	-1	10	Short-term	331	LIA
577	0	0	0	0	1.174	747	520	228	427	Long-term	332	LIA
-5	0	0	0	0	0	1	0	1	-1	Financial derivatives	34	LIA
35	27	6	432	3	112	-3	-50	47	115	Loans	4	LIA
4	-3	-116	-71	1	-9	-9	-19	10	1	Short-term	41	LIA
30	30	123	503	1	121	6	-31	37	114	Long-term	42	LIA
0	0	0	0	0	546	332	335	-3	214	Shares and other equity	5	LIA
0	0	0	0	0	198	112	100	12	86	Quoted shares	511	LIA
0	0	0	0	0	150	268	270	-2	-117	Unquoted shares	512	LIA
0	0	0	0	0	161	-72	-59	-13	232	Other equity	513	LIA
0	0	0	0	0	38	24	24	0	13	Mutual funds shares	52	LIA
0	0	0	0	0	11	11	2	9	0	Insurance technical reserves	6	LIA
0	0	0	0	0	7	7	5	2	0	Life insurance reserves	611	LIA
0	0	0	0	0	0	0	0	0	0	Pension fund reserves	612	LIA
0	0	0	0	0	4	4	-4	8	0	Other technical reserves	62	LIA
132	38	44	-11	-10	308	134	97	37	174	Other accounts payable	7	LIA
150	30	21	5	-7	292	135	72	63	158	Trade credits and advances	71	LIA
-18	8	23	-16	-3	16	0	26	-26	16	Other	79	LIA
-561	-19	-16	1.932	-13	862	1.965	847	1.118	-1.103	**Net financial assets**		NETO
Centralna država/ *Central government*	Lokalna država/ *Local government*	Skladi socialne varnosti/ *Social security funds*	Gospodinjstva/ *Households*	Nepr. instit., ki opravljajo storitve za gospod./ *Non-profit institutions serving households*	Tujina/ *Rest of the world*	EU/ *European Union*	EMU/ *Members of the EMU*	Ostale članice EU/ *European Union, not EMU*	Ostali (izven EU)/ *Others (not EU)*			
S1311	S1313	S1314	S14	S15	S2	S21	S2111	S2112	S22			

A.2.8.

A.2.9. Konsolidirani finančni računi - vrednostne spremembe 2004

v mio EUR

A.2.9.

Vrsta post.	Oznaka	Finančni instrumenti	Institucionalni sektorji								
			S1	S11	S12	S121	S122	S123	S124	S125	S13
FSR	F	**Finančna sredstva**	2.757	112	647	92	170	331	20	132	1.082
FSR	1	Monetarno zlato in SDR	-2	0	-2	-2	0	0	0	0	0
FSR	2	Gotovina in vloge	101	17	27	18	9	2	1	4	0
FSR	21	Gotovina	0	0	0	0	0	0	0	0	0
FSR	22	Prenosljive vloge	0	0	0	0	0	0	0	0	0
FSR	29	Druge vloge	101	17	27	18	9	2	1	4	0
FSR	3	Vrednostni papirji razen delnic	87	17	51	-19	32	13	0	23	9
FSR	331	Kratkoročni	2	1	1	0	-19	0	0	1	0
FSR	332	Dolgoročni	84	16	49	-19	50	13	0	22	9
FSR	34	Izvedeni finančni instrumenti	1	0	1	0	1	0	0	0	0
FSR	4	Posojila	72	5	58	0	48	12	0	3	4
FSR	41	Kratkoročna	23	1	20	0	20	1	0	0	0
FSR	42	Dolgoročna	48	4	38	0	28	11	0	3	4
FSR	5	Delnice in drug lastniški kapital	2.293	119	409	1	76	301	19	99	977
FSR	511	Delnice, ki kotirajo	1.013	6	334	0	17	256	7	65	333
FSR	512	Delnice, ki ne kotirajo	479	41	51	1	26	27	6	12	320
FSR	513	Drug lastniški kapital	588	63	23	0	7	17	1	1	322
FSR	52	Delnice/enote investicijskih skladov	213	10	1	0	26	0	5	21	2
FSR	6	Zavarovalno tehnične rezervacije	57	2	0	0	0	0	0	0	0
FSR	611	Rezervacije iz življenjskih zavarovanj	46	0	0	0	0	0	0	0	0
FSR	612	Rezervacije iz pokojninskih zavarovanj	3	0	0	0	0	0	0	0	0
FSR	62	Druge tehnične rezervacije	8	2	0	0	0	0	0	0	0
FSR	7	Druge terjatve	150	-49	103	95	4	2	0	2	93
FSR	71	Trgovinski krediti in avansi	-32	-44	3	0	0	1	0	1	4
FSR	79	Drugo	182	-5	100	95	4	1	0	0	89
OBV	F	**Obveznosti**	2.593	1.948	515	70	233	215	9	86	91
OBV	2	Gotovina in vloge	83	0	83	-5	95	0	0	0	0
OBV	21	Gotovina	0	0	0	0	0	0	0	0	0
OBV	22	Prenosljive vloge	0	0	0	0	0	0	0	0	0
OBV	29	Druge vloge	83	0	83	-5	95	0	0	0	0
OBV	3	Vrednostni papirji razen delnic	136	4	21	-20	35	1	0	2	111
OBV	331	Kratkoročni	2	0	0	-20	1	0	0	0	2
OBV	332	Dolgoročni	133	3	20	0	34	1	0	2	109
OBV	34	Izvedeni finančni instrumenti	1	0	0	0	0	0	0	0	0
OBV	4	Posojila	77	30	7	0	9	3	1	0	3
OBV	41	Kratkoročna	23	18	1	0	1	1	0	0	0
OBV	42	Dolgoročna	54	12	6	0	8	2	0	0	3
OBV	5	Delnice in drug lastniški kapital	2.186	1.900	286	0	91	210	8	63	0
OBV	511	Delnice, ki kotirajo	1.105	1.132	-27	0	0	-18	3	0	0
OBV	512	Delnice, ki ne kotirajo	1.104	1.014	90	0	73	-4	2	40	0
OBV	513	Drug lastniški kapital	-242	-246	3	0	18	-15	3	1	0
OBV	52	Delnice/enote investicijskih skladov	219	0	219	0	0	247	0	22	0
OBV	6	Zavarovalno tehnične rezervacije	19	0	19	0	0	0	0	20	0
OBV	611	Rezervacije iz življenjskih zavarovanj	8	0	8	0	0	0	0	8	0
OBV	612	Rezervacije iz pokojninskih zavarovanj	3	0	3	0	0	0	0	3	0
OBV	62	Druge tehnične rezervacije	9	0	9	0	0	0	0	9	0
OBV	7	Druge obveznosti	92	13	100	95	2	2	0	2	-23
OBV	71	Trgovinski krediti in avansi	14	8	2	0	0	1	0	0	-5
OBV	79	Drugo	79	5	99	95	2	1	0	1	-18
NETO		**Neto finančna sredstva**	164	-1.836	131	22	-62	115	11	45	991
			Gospodarstvo Slovenije/ *Total economy*	Nefinančne družbe/ *Non-financial corporations*	Finančne družbe/ *Financial corporations*	Centralna banka/ *Central Bank*	Druge denarne finančne institucije/ *Other monetary financial institutions*	Drugi finančni posredniki / *Other financial intermediaries*	Izvajalci pomožnih finančnih dejavnosti/ *Financial auxiliaries*	Zavarovalnice in pokojninski skladi/ *Insurance corporations and pension funds*	Država/ *General government*
			S1	S11	S12	S121	S122	S123	S124	S125	S13

Consolidated financial accounts – revaluation changes 2004 A.2.9.

EUR millions

Institutional sectors												
S1311	S1313	S1314	S14	S15	S2	S21	S2111	S2112	S22	Financial instruments	Code	Item type
949	115	233	904	12	31	391	-3	394	-360	**Financial assets**	F	FAS
0	0	0	0	0	2	2	1	1	0	Monetary gold and SDRs	1	FAS
69	2	-71	56	1	9	7	7	0	2	Currency and deposits	2	FAS
0	0	0	0	0	0	0	0	0	0	Currency	21	FAS
0	0	0	0	0	0	0	0	0	0	Transferable deposits	22	FAS
69	2	-71	56	1	9	7	7	0	2	Other deposits	29	FAS
6	1	5	10	0	37	26	14	12	12	Securities other than shares	3	FAS
0	0	0	0	0	0	0	0	0	12	Short-term	331	FAS
6	1	5	10	0	37	25	14	11	0	Long-term	332	FAS
0	0	0	0	0	0	0	0	0	12	Financial derivatives	34	FAS
3	1	0	5	0	8	28	5	23	-20	Loans	4	FAS
0	0	0	2	0	0	0	0	0	0	Short-term	41	FAS
3	1	0	3	0	8	28	5	23	-20	Long-term	42	FAS
794	110	309	776	10	-28	149	-31	180	-177	Shares and other equity	5	FAS
160	7	165	336	4	99	84	73	11	15	Quoted shares	511	FAS
500	4	52	64	2	649	77	-77	154	572	Unquoted shares	512	FAS
133	97	91	177	3	-782	-16	-28	11	-766	Other equity	513	FAS
0	1	0	200	1	7	4	1	3	2	Mutual funds shares	52	FAS
0	0	0	54	0	1	0	0	0	1	Insurance technical reserves	6	FAS
0	0	0	46	0	0	0	0	0	0	Life insurance reserves	611	FAS
0	0	0	3	0	0	0	0	0	0	Pension fund reserves	612	FAS
0	0	0	5	0	1	0	0	0	1	Other technical reserves	62	FAS
77	1	-10	3	0	1	179	1	178	-178	Other accounts receivable	7	FAS
-2	6	0	5	0	0	179	0	178	-178	Trade credits and advances	71	FAS
79	-4	-10	-2	0	1	0	0	0	0	Other	79	FAS
241	-2	67	37	1	195	520	50	471	-325	**Liabilities**	F	LIA
0	0	0	0	0	27	29	16	13	-1	Currency and deposits	2	LIA
0	0	0	0	0	0	0	0	0	0	Currency	21	LIA
0	0	0	0	0	0	0	0	0	0	Transferable deposits	22	LIA
0	0	0	0	0	27	29	16	13	-1	Other deposits	29	LIA
114	0	0	0	0	-11	69	-12	81	-81	Securities other than shares	3	LIA
2	0	0	0	0	0	0	0	0	0	Short-term	331	LIA
112	0	0	0	0	-12	69	-12	81	-81	Long-term	332	LIA
0	0	0	0	0	0	0	0	0	0	Financial derivatives	34	LIA
2	1	0	36	1	4	38	1	37	-34	Loans	4	LIA
0	0	0	4	0	1	0	0	0	1	Short-term	41	LIA
2	1	0	32	0	3	38	0	37	-35	Long-term	42	LIA
0	0	236	0	0	79	112	21	92	-33	Shares and other equity	5	LIA
0	0	0	0	0	6	5	4	1	1	Quoted shares	511	LIA
0	0	236	0	0	23	34	5	29	-11	Unquoted shares	512	LIA
0	0	0	0	0	49	73	11	62	-24	Other equity	513	LIA
0	0	0	0	0	1	1	1	0	0	Mutual funds shares	52	LIA
0	0	0	0	0	38	38	36	1	0	Insurance technical reserves	6	LIA
0	0	0	0	0	38	38	36	1	0	Life insurance reserves	611	LIA
0	0	0	0	0	0	0	0	0	0	Pension fund reserves	612	LIA
0	0	0	0	0	0	0	0	0	0	Other technical reserves	62	LIA
125	-3	-169	2	0	58	235	-12	247	-176	Other accounts payable	7	LIA
64	1	-70	8	0	-46	203	-12	215	-249	Trade credits and advances	71	LIA
60	-5	-99	-7	0	104	32	0	31	72	Other	79	LIA
708	117	167	867	11	-164	-129	-52	-77	-35	**Net financial assets**		NETO
Centralna država/ *Central government*	Lokalna država/ *Local government*	Skladi socialne varnosti/ *Social security funds*	Gospodinjstva/ *Households*	Nepr. instit., ki opravljajo storitve za gospod./ *Non-profit institutions serving households*	Tujina/ *Rest of the world*	EU/ *European Union*	EMU/ *Members of the EMU*	Ostale članice EU/ *European Union, not EMU*	Ostali (izven EU)/ *Others (not EU)*			
S1311	S1313	S1314	S14	S15	S2	S21	S2111	S2112	S22			

A.2.9.

A.2.10. Konsolidirani finančni računi - stanja 2004 (konec leta)

v mio EUR

A.2.10.

Vrsta post.	Oznaka	Finančni instrumenti	Institucionalni sektorji								
			S1	S11	S12	S121	S122	S123	S124	S125	S13
FSR	F	**Finančna sredstva**	82.120	11.996	32.371	6.834	23.514	5.498	330	3.509	11.699
FSR	1	Monetarno zlato in SDR	86	0	86	86	0	0	0	0	0
FSR	2	Gotovina in vloge	19.097	2.771	1.935	838	2.274	453	83	364	1.395
FSR	21	Gotovina	2.537	38	43	0	170	0	2	0	5
FSR	22	Prenosljive vloge	5.316	965	281	14	656	66	37	10	194
FSR	29	Druge vloge	11.244	1.769	1.612	824	1.448	387	43	354	1.196
FSR	3	Vrednostni papirji razen delnic	12.167	482	10.701	5.791	6.314	417	17	1.907	238
FSR	331	Kratkoročni	490	121	339	0	3.383	68	0	114	8
FSR	332	Dolgoročni	11.651	352	10.347	5.791	2.916	349	17	1.792	229
FSR	34	Izvedeni finančni instrumenti	26	9	15	0	15	0	0	0	1
FSR	4	Posojila	16.920	934	15.009	0	13.675	1.679	40	475	352
FSR	41	Kratkoročna	4.957	270	4.436	0	4.337	222	25	105	1
FSR	42	Dolgoročna	11.963	664	10.573	0	9.338	1.457	15	370	351
FSR	5	Delnice in drug lastniški kapital	21.566	2.371	3.660	22	786	2.671	169	556	7.226
FSR	511	Delnice, ki kotirajo	5.889	205	1.851	0	239	1.395	58	219	1.466
FSR	512	Delnice, ki ne kotirajo	7.156	885	1.435	20	345	1.007	77	181	3.241
FSR	513	Drug lastniški kapital	6.646	1.004	335	1	98	262	21	25	2.511
FSR	52	Delnice/enote investicijskih skladov	1.875	278	39	0	104	8	12	131	8
FSR	6	Zavarovalno tehnične rezervacije	2.177	288	16	0	50	0	1	16	3
FSR	611	Rezervacije iz življenjskih zavarovanj	920	0	0	0	0	0	0	0	0
FSR	612	Rezervacije iz pokojninskih zavarovanj	386	0	0	0	0	0	0	0	0
FSR	62	Druge tehnične rezervacije	872	288	16	0	50	0	1	16	3
FSR	7	Druge terjatve	10.107	5.150	963	98	415	279	20	190	2.486
FSR	71	Trgovinski krediti in avansi	5.093	4.017	337	1	15	195	5	123	189
FSR	79	Drugo	5.014	1.133	625	97	400	83	15	67	2.298
OBV	F	**Obveznosti**	84.477	38.902	30.356	6.057	22.628	4.992	248	3.745	9.471
OBV	2	Gotovina in vloge	16.101	0	16.090	2.757	15.408	0	0	0	12
OBV	21	Gotovina	699	0	687	816	0	0	0	0	12
OBV	22	Prenosljive vloge	5.208	0	5.208	594	5.116	0	0	0	0
OBV	29	Druge vloge	10.195	0	10.195	1.347	10.292	0	0	0	0
OBV	3	Vrednostni papirji razen delnic	7.730	225	725	3.202	1.182	35	11	40	6.780
OBV	331	Kratkoročni	461	32	60	3.202	62	22	0	0	370
OBV	332	Dolgoročni	7.238	182	646	0	1.100	13	11	40	6.411
OBV	34	Izvedeni finančni instrumenti	31	11	19	0	20	0	0	0	0
OBV	4	Posojila	25.226	13.863	5.843	0	3.751	2.493	93	366	1.028
OBV	41	Kratkoročna	4.973	3.933	333	0	292	218	67	9	10
OBV	42	Dolgoročna	20.253	9.930	5.510	0	3.459	2.275	26	356	1.018
OBV	5	Delnice in drug lastniški kapital	24.747	19.838	4.909	0	2.080	2.324	101	947	0
OBV	511	Delnice, ki kotirajo	5.815	5.498	316	0	15	356	6	0	0
OBV	512	Delnice, ki ne kotirajo	8.718	6.271	2.447	0	2.023	2	35	582	0
OBV	513	Drug lastniški kapital	8.374	8.068	306	0	42	233	60	43	0
OBV	52	Delnice/enote investicijskih skladov	1.840	0	1.840	0	0	1.734	0	322	0
OBV	6	Zavarovalno tehnične rezervacije	2.183	0	2.183	0	0	0	0	2.235	0
OBV	611	Rezervacije iz življenjskih zavarovanj	875	0	875	0	0	0	0	875	0
OBV	612	Rezervacije iz pokojninskih zavarovanj	386	0	386	0	0	0	0	386	0
OBV	62	Druge tehnične rezervacije	922	0	922	0	0	0	0	974	0
OBV	7	Druge obveznosti	8.490	4.976	606	98	207	140	43	157	1.651
OBV	71	Trgovinski krediti in avansi	4.408	2.945	166	1	41	78	5	44	526
OBV	79	Drugo	4.082	2.031	439	97	166	62	39	113	1.125
NETO		**Neto finančna sredstva**	-2.357	-26.907	2.015	777	886	506	81	-236	2.228
			Gospodarstvo Slovenije/ *Total economy*	Nefinančne družbe/ *Non-financial corporations*	Finančne družbe/ *Financial corporations*	Centralna banka/ *Central Bank*	Druge denarne finančne institucije/ *Other monetary financial institutions*	Drugi finančni posredniki / *Other financial intermediaries*	Izvajalci pomožnih finančnih dejavnosti/ *Financial auxiliaries*	Zavarovalnice in pokojninski skladi/ *Insurance corporations and pension funds*	Država/ *General government*
			S1	S11	S12	S121	S122	S123	S124	S125	S13

Consolidated financial accounts – outstanding amounts 2004 (end of year) A.2.10.

EUR millions

A.2.10.

Institutional sectors												
S1311	S1313	S1314	S14	S15	S2	S21	S2111	S2112	S22	Financial instruments	Code	Item type
10.506	1.162	1.658	25.744	310	20.501	17.372	14.040	3.332	3.129	**Financial assets**	F	FAS
0	0	0	0	0	-86	-78	-52	-26	-8	Monetary gold and SDRs	1	FAS
1.091	249	56	12.807	188	1.323	1.034	1.019	15	289	Currency and deposits	2	FAS
3	3	0	2.452	0	0	0	0	0	0	Currency	21	FAS
137	56	1	3.796	80	196	90	79	11	106	Transferable deposits	22	FAS
951	190	55	6.559	108	1.127	943	939	4	184	Other deposits	29	FAS
135	96	154	741	5	2.119	1.671	1.058	613	448	Securities other than shares	3	FAS
6	18	3	17	4	13	8	8	0	5	Short-term	331	FAS
129	77	151	722	1	2.094	1.652	1.041	611	442	Long-term	332	FAS
1	0	0	1	0	12	11	9	2	1	Financial derivatives	34	FAS
533	26	3	617	9	9.356	8.915	6.950	1.965	441	Loans	4	FAS
72	0	0	245	5	255	249	212	37	6	Short-term	41	FAS
461	25	3	372	4	9.101	8.666	6.738	1.929	435	Long-term	42	FAS
6.646	612	1.171	8.234	75	5.179	3.742	3.313	429	1.437	Shares and other equity	5	FAS
703	34	729	2.363	4	343	277	268	9	66	Quoted shares	511	FAS
4.011	98	336	1.560	35	2.122	1.322	1.154	168	799	Unquoted shares	512	FAS
1.931	476	104	2.766	30	2.694	2.129	1.886	243	565	Other equity	513	FAS
2	4	2	1.544	5	21	14	5	9	7	Mutual funds shares	52	FAS
2	0	0	1.867	4	67	8	6	1	59	Insurance technical reserves	6	FAS
0	0	0	920	0	0	0	0	0	0	Life insurance reserves	611	FAS
0	0	0	386	0	0	0	0	0	0	Pension fund reserves	612	FAS
2	0	0	561	4	67	8	6	1	59	Other technical reserves	62	FAS
2.099	180	274	1.478	30	2.543	2.080	1.746	334	462	Other accounts receivable	7	FAS
70	105	38	536	14	2.356	1.921	1.594	327	436	Trade credits and advances	71	FAS
2.029	75	235	943	16	187	160	152	7	27	Other	79	FAS
9.171	446	1.480	5.666	82	18.144	11.920	10.420	1.500	6.225	**Liabilities**	F	LIA
12	0	0	0	0	4.319	3.682	3.314	368	637	Currency and deposits	2	LIA
12	0	0	0	0	1.839	1.446	1.427	19	392	Currency	21	LIA
0	0	0	0	0	304	261	250	11	43	Transferable deposits	22	LIA
0	0	0	0	0	2.176	1.974	1.637	337	202	Other deposits	29	LIA
6.927	0	0	0	0	6.555	5.421	4.887	534	1.134	Securities other than shares	3	LIA
389	0	0	0	0	42	27	26	1	15	Short-term	331	LIA
6.538	0	0	0	0	6.507	5.388	4.856	533	1.119	Long-term	332	LIA
0	0	0	0	0	7	6	5	1	1	Financial derivatives	34	LIA
859	185	194	4.432	59	1.051	335	247	88	716	Loans	4	LIA
5	5	72	685	12	240	90	79	11	149	Short-term	41	LIA
855	179	123	3.748	47	811	245	168	77	566	Long-term	42	LIA
0	0	1.204	0	0	1.998	836	725	111	1.162	Shares and other equity	5	LIA
0	0	0	0	0	417	202	179	24	215	Quoted shares	511	LIA
0	0	1.204	0	0	560	388	357	32	171	Unquoted shares	512	LIA
0	0	0	0	0	966	207	151	56	760	Other equity	513	LIA
0	0	0	0	0	55	39	39	0	16	Mutual funds shares	52	LIA
0	0	0	0	0	62	61	50	11	1	Insurance technical reserves	6	LIA
0	0	0	0	0	45	45	42	3	1	Life insurance reserves	611	LIA
0	0	0	0	0	0	0	0	0	0	Pension fund reserves	612	LIA
0	0	0	0	0	16	16	8	8	0	Other technical reserves	62	LIA
1.374	262	82	1.233	23	4.160	1.585	1.198	388	2.574	Other accounts payable	7	LIA
347	163	40	751	19	3.042	1.537	1.157	380	1.505	Trade credits and advances	71	LIA
1.027	99	42	482	4	1.118	48	41	8	1.070	Other	79	LIA
1.335	716	177	20.079	228	2.357	5.452	3.620	1.832	-3.095	**Net financial assets**		NETO
Centralna država/ *Central government*	Lokalna država/ *Local government*	Skladi socialne varnosti/ *Social security funds*	Gospodinjstva/ *Households*	Nepr. instit., ki opravljajo storitve za gospod./ *Non-profit institutions serving households*	Tujina/ *Rest of the world*	EU/ *European Union*	EMU/ *Members of the EMU*	Ostale članice EU/ *European Union, not EMU*	Ostali (izven EU)/ *Others (not EU)*			
S1311	S1313	S1314	S14	S15	S2	S21	S2111	S2112	S22			

A.2.11. Konsolidirani finančni računi - transakcije 2005

v mio EUR

A.2.11.

Vrsta post.	Oznaka	Finančni instrumenti	Institucionalni sektorji								
			S1	S11	S12	S121	S122	S123	S124	S125	S13
FSR	F	**Finančna sredstva**	9.399	1.519	5.757	188	5.259	723	-4	387	-123
FSR	1	Monetarno zlato in SDR	-34	0	-34	-34	0	0	0	0	0
FSR	2	Gotovina in vloge	2.331	429	967	516	660	-74	-24	18	-157
FSR	21	Gotovina	361	17	6	0	8	1	0	0	-2
FSR	22	Prenosljive vloge	1.428	159	165	27	153	8	-16	-6	93
FSR	29	Druge vloge	542	253	796	489	500	-83	-8	23	-249
FSR	3	Vrednostni papirji razen delnic	911	-42	969	-295	1.236	26	-6	306	17
FSR	331	Kratkoročni	-210	-58	-142	0	226	-34	0	-38	-1
FSR	332	Dolgoročni	1.113	18	1.108	-295	1.007	59	-6	344	18
FSR	34	Izvedeni finančni instrumenti	8	-1	3	0	3	1	0	0	0
FSR	4	Posojila	3.963	160	3.503	0	3.181	600	18	-6	29
FSR	41	Kratkoročna	997	120	805	0	917	-11	7	0	0
FSR	42	Dolgoročna	2.966	40	2.698	0	2.264	611	10	-6	29
FSR	5	Delnice in drug lastniški kapital	1.140	394	333	1	182	137	3	86	-42
FSR	511	Delnice, ki kotirajo	156	20	112	0	82	70	2	-20	-50
FSR	512	Delnice, ki ne kotirajo	142	47	96	1	101	-7	-5	20	-27
FSR	513	Drug lastniški kapital	426	284	-1	0	0	-6	9	-1	18
FSR	52	Delnice/enote investicijskih skladov	415	42	125	0	-2	80	-2	87	18
FSR	6	Zavarovalno tehnične rezervacije	391	6	-3	0	2	2	0	-3	-2
FSR	611	Rezervacije iz življenjskih zavarovanj	207	0	0	0	0	0	0	0	0
FSR	612	Rezervacije iz pokojninskih zavarovanj	120	0	0	0	0	0	0	0	0
FSR	62	Druge tehnične rezervacije	64	6	-3	0	2	2	0	-3	-2
FSR	7	Druge terjatve	697	572	22	0	-3	32	6	-14	31
FSR	71	Trgovinski krediti in avansi	460	442	-26	0	1	-33	4	7	39
FSR	79	Drugo	237	129	47	0	-4	65	2	-21	-8
OBV	F	**Obveznosti**	10.405	3.250	5.768	130	4.935	987	-3	515	282
OBV	2	Gotovina in vloge	1.926	0	1.923	-191	2.242	0	0	0	3
OBV	21	Gotovina	79	0	77	80	0	0	0	0	3
OBV	22	Prenosljive vloge	1.324	0	1.324	4	1.320	0	0	0	0
OBV	29	Druge vloge	523	0	523	-274	922	0	0	0	0
OBV	3	Vrednostni papirji razen delnic	419	199	16	319	33	-27	-10	0	204
OBV	331	Kratkoročni	-170	-18	-39	319	-42	-21	0	1	-114
OBV	332	Dolgoročni	589	213	59	0	79	-8	-10	-1	317
OBV	34	Izvedeni finančni instrumenti	0	4	-4	0	-4	2	0	0	0
OBV	4	Posojila	6.364	2.262	3.041	0	2.544	777	22	-14	92
OBV	41	Kratkoročna	1.274	731	444	0	371	173	17	-9	66
OBV	42	Dolgoročna	5.089	1.532	2.597	0	2.173	604	5	-5	26
OBV	5	Delnice in drug lastniški kapital	514	218	296	0	110	167	-19	115	0
OBV	511	Delnice, ki kotirajo	-267	-238	-29	0	0	-9	2	0	0
OBV	512	Delnice, ki ne kotirajo	304	180	124	0	106	20	-6	18	0
OBV	513	Drug lastniški kapital	313	276	37	0	0	56	-15	0	0
OBV	52	Delnice/enote investicijskih skladov	164	0	164	0	4	100	0	97	0
OBV	6	Zavarovalno tehnične rezervacije	385	0	385	0	0	0	0	390	0
OBV	611	Rezervacije iz življenjskih zavarovanj	184	0	184	0	0	0	0	184	0
OBV	612	Rezervacije iz pokojninskih zavarovanj	120	0	120	0	0	0	0	120	0
OBV	62	Druge tehnične rezervacije	81	0	81	0	0	0	0	86	0
OBV	7	Druge obveznosti	797	570	106	1	6	70	4	24	-16
OBV	71	Trgovinski krediti in avansi	565	385	61	0	-4	49	9	12	38
OBV	79	Drugo	232	185	45	1	10	21	-4	12	-53
NETO		**Neto finančna sredstva**	-1.007	-1.731	-11	58	323	-264	-1	-128	-406
			Gospodarstvo Slovenije/ *Total economy*	Nefinančne družbe/ *Non-financial corporations*	Finančne družbe/ *Financial corporations*	Centralna banka/ *Central Bank*	Druge denarne finančne institucije/ *Other monetary financial institutions*	Drugi finančni posredniki / *Other financial intermediaries*	Izvajalci pomožnih finančnih dejavnosti/ *Financial auxiliaries*	Zavarovalnice in pokojninski skladi/ *Insurance corporations and pension funds*	Država/ *General government*
			S1	S11	S12	S121	S122	S123	S124	S125	S13

Consolidated financial accounts - transactions 2005 A.2.11.

EUR millions

A.2.11.

Institutional sectors												
S1311	S1313	S1314	S14	S15	S2	S21	S2111	S2112	S22	Financial instruments	Code	Item type
-320	17	53	2.150	96	4.894	4.504	4.009	495	390	**Financial assets**	F	FAS
0	0	0	0	0	34	35	31	4	-1	Monetary gold and SDRs	1	FAS
-232	49	26	1.046	47	1.003	833	812	21	170	Currency and deposits	2	FAS
-1	-1	0	340	0	0	0	0	0	0	Currency	21	FAS
69	20	4	984	26	73	47	48	-1	26	Transferable deposits	22	FAS
-301	30	22	-279	21	930	786	764	22	144	Other deposits	29	FAS
8	-30	46	-47	13	-4	100	219	-119	-104	Securities other than shares	3	FAS
1	-17	9	-5	-4	8	8	8	0	0	Short-term	331	FAS
7	-13	37	-47	17	-17	89	209	-119	-106	Long-term	332	FAS
0	0	0	5	0	4	3	2	1	2	Financial derivatives	34	FAS
-151	-3	23	266	5	2.855	2.716	2.216	500	139	Loans	4	FAS
-71	0	24	70	2	494	406	414	-8	88	Short-term	41	FAS
-80	-3	-2	195	3	2.361	2.310	1.802	508	51	Long-term	42	FAS
-2	-5	-33	444	11	564	443	433	11	121	Shares and other equity	5	FAS
-19	-4	-28	72	2	35	-10	-15	5	44	Quoted shares	511	FAS
0	-9	-16	25	1	334	279	266	12	55	Unquoted shares	512	FAS
14	8	-4	124	2	194	173	183	-9	20	Other equity	513	FAS
3	-1	16	223	7	2	1	-2	3	1	Mutual funds shares	52	FAS
-2	0	0	393	-3	14	15	12	3	-1	Insurance technical reserves	6	FAS
0	0	0	207	0	0	0	0	0	0	Life insurance reserves	611	FAS
0	0	0	120	0	0	0	0	0	0	Pension fund reserves	612	FAS
-2	0	0	65	-3	14	15	12	3	-1	Other technical reserves	62	FAS
59	6	-8	49	23	428	362	286	76	66	Other accounts receivable	7	FAS
37	25	-10	-5	8	386	334	263	70	53	Trade credits and advances	71	FAS
22	-19	2	53	15	42	28	22	6	14	Other	79	FAS
297	24	-165	1.077	28	3.888	2.290	1.517	772	1.598	**Liabilities**	F	LIA
3	0	0	0	0	1.408	1.271	846	425	137	Currency and deposits	2	LIA
3	0	0	0	0	281	237	234	3	45	Currency	21	LIA
0	0	0	0	0	177	168	126	42	10	Transferable deposits	22	LIA
0	0	0	0	0	949	866	486	380	83	Other deposits	29	LIA
210	0	0	0	0	488	345	100	245	143	Securities other than shares	3	LIA
-120	0	0	0	0	-32	-18	-22	4	-14	Short-term	331	LIA
330	0	0	0	0	507	361	120	241	146	Long-term	332	LIA
0	0	0	0	0	13	3	2	0	10	Financial derivatives	34	LIA
46	60	-175	962	7	455	83	70	13	371	Loans	4	LIA
71	4	-56	34	0	217	73	21	52	144	Short-term	41	LIA
-26	56	-119	928	7	238	11	49	-38	227	Long-term	42	LIA
0	0	2	0	0	1.190	403	309	94	787	Shares and other equity	5	LIA
0	0	0	0	0	458	158	106	52	300	Quoted shares	511	LIA
0	0	2	0	0	172	39	8	31	132	Unquoted shares	512	LIA
0	0	0	0	0	307	27	16	10	280	Other equity	513	LIA
0	0	0	0	0	253	179	178	1	74	Mutual funds shares	52	LIA
0	0	0	0	0	20	19	19	-1	1	Insurance technical reserves	6	LIA
0	0	0	0	0	23	21	20	2	1	Life insurance reserves	611	LIA
0	0	0	0	0	0	0	0	0	0	Pension fund reserves	612	LIA
0	0	0	0	0	-3	-3	0	-2	0	Other technical reserves	62	LIA
38	-35	7	115	22	328	168	172	-4	160	Other accounts payable	7	LIA
38	-10	23	60	22	281	160	168	-8	121	Trade credits and advances	71	LIA
0	-25	-15	55	0	47	9	4	4	38	Other	79	LIA
-616	-8	218	1.073	68	1.007	2.215	2.492	-277	-1.208	**Net financial assets**		NETO
Centralna država/ *Central government*	Lokalna država/ *Local government*	Skladi socialne varnosti/ *Social security funds*	Gospodinjstva/ *Households*	Nepr. instit., ki opravljajo storitve za gospod./ *Non-profit institutions serving households*	Tujina/ *Rest of the world*	EU/ *European Union*	EMU/ *Members of the EMU*	Ostale članice EU/ *European Union, not EMU*	Ostali (izven EU)/ *Others (not EU)*			
S1311	S1313	S1314	S14	S15	S2	S21	S2111	S2112	S22			

A.2.12. Konsolidirani finančni računi - vrednostne spremembe 2005

v mio EUR

A.2.12.

Vrsta post.	Oznaka	Finančni instrumenti	Institucionalni sektorji								
			S1	S11	S12	S121	S122	S123	S124	S125	S13
FSR	F	**Finančna sredstva**	813	696	207	137	165	245	2	-236	36
FSR	1	Monetarno zlato in SDR	28	0	28	28	0	0	0	0	0
FSR	2	Gotovina in vloge	129	19	28	20	8	4	0	5	20
FSR	21	Gotovina	0	0	0	0	0	0	0	0	0
FSR	22	Prenosljive vloge	1	0	-1	-1	0	0	0	0	2
FSR	29	Druge vloge	128	19	29	21	8	4	0	5	18
FSR	3	Vrednostni papirji razen delnic	20	-1	212	75	-8	17	0	151	2
FSR	331	Kratkoročni	0	0	0	0	22	11	0	-11	0
FSR	332	Dolgoročni	19	-1	212	75	-31	6	0	162	2
FSR	34	Izvedeni finančni instrumenti	1	0	1	0	1	0	0	0	0
FSR	4	Posojila	39	-8	63	0	130	442	0	-439	-5
FSR	41	Kratkoročna	22	-3	30	0	49	73	0	-94	0
FSR	42	Dolgoročna	17	-5	34	0	81	369	0	-345	-5
FSR	5	Delnice in drug lastniški kapital	367	516	-148	0	31	-221	2	45	29
FSR	511	Delnice, ki kotirajo	-281	66	-22	0	0	-31	1	6	-64
FSR	512	Delnice, ki ne kotirajo	306	406	-155	0	35	-206	2	3	143
FSR	513	Drug lastniški kapital	292	62	15	0	4	11	1	1	-55
FSR	52	Delnice/enote investicijskih skladov	50	-18	14	0	-9	5	-1	35	5
FSR	6	Zavarovalno tehnične rezervacije	23	3	0	0	1	0	0	0	0
FSR	611	Rezervacije iz življenjskih zavarovanj	10	0	0	0	0	0	0	0	0
FSR	612	Rezervacije iz pokojninskih zavarovanj	4	0	0	0	0	0	0	0	0
FSR	62	Druge tehnične rezervacije	9	3	0	0	1	0	0	0	0
FSR	7	Druge terjatve	206	167	23	14	4	3	0	2	-10
FSR	71	Trgovinski krediti in avansi	157	150	3	0	0	2	0	1	-4
FSR	79	Drugo	50	18	19	14	4	1	0	1	-6
OBV	F	**Obveznosti**	784	596	172	52	211	502	4	-490	-13
OBV	2	Gotovina in vloge	118	0	118	16	111	0	0	0	0
OBV	21	Gotovina	0	0	0	0	0	0	0	0	0
OBV	22	Prenosljive vloge	2	0	2	2	0	0	0	0	0
OBV	29	Druge vloge	116	0	116	14	111	0	0	0	0
OBV	3	Vrednostni papirji razen delnic	-54	7	1	22	1	0	0	0	-62
OBV	331	Kratkoročni	0	0	0	22	0	0	0	0	0
OBV	332	Dolgoročni	-55	7	1	0	1	0	0	0	-62
OBV	34	Izvedeni finančni instrumenti	1	1	1	0	1	0	0	0	0
OBV	4	Posojila	49	12	5	0	104	322	-1	-352	9
OBV	41	Kratkoročna	22	18	0	0	-2	0	0	0	1
OBV	42	Dolgoročna	27	-6	5	0	106	322	0	-352	9
OBV	5	Delnice in drug lastniški kapital	71	62	8	0	-7	86	4	-70	1
OBV	511	Delnice, ki kotirajo	-514	-500	-14	0	-5	-20	0	8	0
OBV	512	Delnice, ki ne kotirajo	148	92	56	0	41	85	2	-84	1
OBV	513	Drug lastniški kapital	413	471	-57	0	-42	-6	2	-8	0
OBV	52	Delnice/enote investicijskih skladov	24	0	24	0	0	26	0	14	0
OBV	6	Zavarovalno tehnične rezervacije	23	0	23	0	0	0	0	24	0
OBV	611	Rezervacije iz življenjskih zavarovanj	9	0	9	0	0	0	0	9	0
OBV	612	Rezervacije iz pokojninskih zavarovanj	4	0	4	0	0	0	0	4	0
OBV	62	Druge tehnične rezervacije	10	0	10	0	0	0	0	10	0
OBV	7	Druge obveznosti	576	515	16	14	2	94	0	-93	38
OBV	71	Trgovinski krediti in avansi	253	236	-1	0	0	1	0	-2	14
OBV	79	Drugo	324	279	17	14	2	93	0	-91	25
NETO		**Neto finančna sredstva**	29	99	36	85	-45	-257	-1	254	50
			Gospodarstvo Slovenije/ *Total economy*	Nefinančne družbe/ *Non-financial corporations*	Finančne družbe/ *Financial corporations*	Centralna banka/ *Central Bank*	Druge denarne finančne institucije/ *Other monetary financial institutions*	Drugi finančni posredniki / *Other financial intermediaries*	Izvajalci pomožnih finančnih dejavnosti/ *Financial auxiliaries*	Zavarovalnice in pokojninski skladi/ *Insurance corporations and pension funds*	Država/ *General government*
			S1	S11	S12	S121	S122	S123	S124	S125	S13

Consolidated financial accounts - revaluation changes 2005 A.2.12.

EUR millions

A.2.12.

Institutional sectors												
S1311	S1313	S1314	S14	S15	S2	S21	S2111	S2112	S22	Financial instruments	Code	Item type
-56	-71	69	-168	42	689	623	571	53	65	**Financial assets**	F	FAS
0	0	0	0	0	-28	-28	-14	-14	0	Monetary gold and SDRs	1	FAS
18	2	0	61	1	17	13	13	0	4	Currency and deposits	2	FAS
0	0	0	0	0	0	0	0	0	0	Currency	21	FAS
2	0	0	0	0	0	0	0	0	0	Transferable deposits	22	FAS
16	2	0	61	1	17	13	13	0	4	Other deposits	29	FAS
2	-61	-1	-226	32	-17	-13	-9	-4	-4	Securities other than shares	3	FAS
0	0	0	0	0	0	0	0	0	0	Short-term	331	FAS
2	-61	-1	-226	32	-17	-13	-9	-4	-4	Long-term	332	FAS
0	0	0	0	0	0	0	0	0	0	Financial derivatives	34	FAS
-5	0	0	-11	0	15	12	-2	14	3	Loans	4	FAS
0	0	0	-4	0	2	2	1	0	0	Short-term	41	FAS
-5	0	0	-7	0	13	10	-3	14	3	Long-term	42	FAS
-64	-14	111	-32	3	202	197	169	27	5	Shares and other equity	5	FAS
-17	-2	-46	-262	0	-123	-97	-97	0	-26	Quoted shares	511	FAS
-8	3	151	-89	1	141	148	144	3	-7	Unquoted shares	512	FAS
-40	-15	0	269	1	183	143	114	29	41	Other equity	513	FAS
0	0	5	49	0	1	3	7	-4	-2	Mutual funds shares	52	FAS
0	0	0	20	0	1	0	0	0	1	Insurance technical reserves	6	FAS
0	0	0	10	0	0	0	0	0	0	Life insurance reserves	611	FAS
0	0	0	4	0	0	0	0	0	0	Pension fund reserves	612	FAS
0	0	0	6	0	1	0	0	0	1	Other technical reserves	62	FAS
-7	2	-40	20	6	498	442	414	28	56	Other accounts receivable	7	FAS
0	1	-4	7	0	231	177	151	27	54	Trade credits and advances	71	FAS
-7	1	-36	13	6	267	265	263	2	3	Other	79	FAS
-116	2	6	29	0	718	501	451	50	217	**Liabilities**	F	LIA
0	0	0	0	0	29	23	13	10	6	Currency and deposits	2	LIA
0	0	0	0	0	0	0	0	0	0	Currency	21	LIA
0	0	0	0	0	-1	0	0	0	0	Transferable deposits	22	LIA
0	0	0	0	0	30	23	13	10	7	Other deposits	29	LIA
-124	0	0	0	0	57	43	36	7	14	Securities other than shares	3	LIA
0	0	0	0	0	0	0	0	0	0	Short-term	331	LIA
-124	0	0	0	0	56	42	36	7	14	Long-term	332	LIA
0	0	0	0	0	1	0	0	0	0	Financial derivatives	34	LIA
9	0	0	23	0	6	2	1	0	4	Loans	4	LIA
0	0	0	4	0	2	1	0	0	1	Short-term	41	LIA
9	0	0	19	0	4	1	1	0	3	Long-term	42	LIA
2	0	2	0	0	497	365	349	16	132	Shares and other equity	5	LIA
0	0	0	0	0	110	45	37	8	65	Quoted shares	511	LIA
2	0	2	0	0	299	287	284	3	11	Unquoted shares	512	LIA
0	0	0	0	0	63	14	9	5	49	Other equity	513	LIA
0	0	0	0	0	26	19	19	0	7	Mutual funds shares	52	LIA
0	0	0	0	0	1	1	1	0	0	Insurance technical reserves	6	LIA
0	0	0	0	0	1	1	0	0	0	Life insurance reserves	611	LIA
0	0	0	0	0	0	0	0	0	0	Pension fund reserves	612	LIA
0	0	0	0	0	0	0	0	0	0	Other technical reserves	62	LIA
-3	2	4	7	0	128	68	51	17	60	Other accounts payable	7	LIA
11	2	0	3	0	135	64	47	17	70	Trade credits and advances	71	LIA
-15	0	3	4	0	-6	4	4	0	-10	Other	79	LIA
60	-73	63	-198	42	-29	122	119	3	-151	**Net financial assets**		NETO
Centralna država/ *Central government*	Lokalna država/ *Local government*	Skladi socialne varnosti/ *Social security funds*	Gospodinjstva/ *Households*	Nepr. instit., ki opravljajo storitve za gospod./ *Non-profit institutions serving households*	Tujina/ *Rest of the world*	EU/ *European Union*	EMU/ *Members of the EMU*	Ostale članice EU/ *European Union, not EMU*	Ostali (izven EU)/ *Others (not EU)*			
S1311	S1313	S1314	S14	S15	S2	S21	S2111	S2112	S22			

A.2.13. Konsolidirani finančni računi - stanja 2005 (konec leta)

v mio EUR

A.2.13.

Vrsta post.	Oznaka	Finančni instrumenti	Institucionalni sektorji								
			S1	S11	S12	S121	S122	S123	S124	S125	S13
FSR	F	**Finančna sredstva**	92.332	14.211	38.335	7.160	28.938	6.466	328	3.660	11.612
FSR	1	Monetarno zlato in SDR	80	0	80	80	0	0	0	0	0
FSR	2	Gotovina in vloge	21.558	3.219	2.931	1.374	2.942	382	58	387	1.258
FSR	21	Gotovina	2.898	54	49	0	177	1	2	0	3
FSR	22	Prenosljive vloge	6.746	1.124	445	40	809	74	21	5	289
FSR	29	Druge vloge	11.914	2.040	2.437	1.334	1.956	308	35	382	966
FSR	3	Vrednostni papirji razen delnic	13.098	439	11.882	5.571	7.542	460	11	2.364	257
FSR	331	Kratkoročni	280	63	197	0	3.632	44	0	66	7
FSR	332	Dolgoročni	12.783	368	11.667	5.571	3.892	415	10	2.298	249
FSR	34	Izvedeni finančni instrumenti	35	8	19	0	19	1	0	0	1
FSR	4	Posojila	20.922	1.086	18.576	0	16.985	2.720	57	30	376
FSR	41	Kratkoročna	5.977	387	5.271	0	5.303	284	32	11	1
FSR	42	Dolgoročna	14.945	699	13.304	0	11.682	2.436	25	18	375
FSR	5	Delnice in drug lastniški kapital	23.073	3.281	3.845	23	998	2.587	174	687	7.212
FSR	511	Delnice, ki kotirajo	5.764	291	1.942	0	322	1.434	60	205	1.351
FSR	512	Delnice, ki ne kotirajo	7.604	1.338	1.376	22	481	793	73	204	3.357
FSR	513	Drug lastniški kapital	7.365	1.350	349	1	103	267	32	26	2.474
FSR	52	Delnice/enote investicijskih skladov	2.339	302	178	0	93	93	9	252	31
FSR	6	Zavarovalno tehnične rezervacije	2.592	297	14	0	53	2	2	14	1
FSR	611	Rezervacije iz življenjskih zavarovanj	1.137	0	0	0	0	0	0	0	0
FSR	612	Rezervacije iz pokojninskih zavarovanj	510	0	0	0	0	0	0	0	0
FSR	62	Druge tehnične rezervacije	945	297	14	0	53	2	2	14	1
FSR	7	Druge terjatve	11.010	5.889	1.007	111	417	314	26	178	2.508
FSR	71	Trgovinski krediti in avansi	5.709	4.609	315	1	17	165	9	131	225
FSR	79	Drugo	5.301	1.280	692	111	400	149	17	47	2.283
OBV	F	**Obveznosti**	95.666	42.749	36.295	6.239	27.774	6.481	249	3.769	9.740
OBV	2	Gotovina in vloge	18.145	0	18.131	2.583	17.761	0	0	0	14
OBV	21	Gotovina	778	0	764	896	0	0	0	0	14
OBV	22	Prenosljive vloge	6.534	0	6.534	600	6.436	0	0	0	0
OBV	29	Druge vloge	10.834	0	10.834	1.087	11.325	0	0	0	0
OBV	3	Vrednostni papirji razen delnic	8.096	432	742	3.543	1.216	7	2	41	6.922
OBV	331	Kratkoročni	291	14	21	3.543	20	1	0	1	256
OBV	332	Dolgoročni	7.773	402	705	0	1.179	5	2	40	6.666
OBV	34	Izvedeni finančni instrumenti	32	15	16	0	16	2	0	0	0
OBV	4	Posojila	31.638	16.138	8.889	0	6.399	3.592	114	0	1.129
OBV	41	Kratkoročna	6.269	4.681	777	0	661	391	83	0	77
OBV	42	Dolgoročna	25.369	11.456	8.112	0	5.738	3.201	31	0	1.052
OBV	5	Delnice in drug lastniški kapital	25.333	20.118	5.213	0	2.183	2.577	85	992	1
OBV	511	Delnice, ki kotirajo	5.034	4.761	273	0	9	326	7	8	0
OBV	512	Delnice, ki ne kotirajo	9.171	6.543	2.627	0	2.170	107	31	517	1
OBV	513	Drug lastniški kapital	9.100	8.815	285	0	0	283	47	35	0
OBV	52	Delnice/enote investicijskih skladov	2.028	0	2.028	0	4	1.860	0	432	0
OBV	6	Zavarovalno tehnične rezervacije	2.592	0	2.592	0	0	0	0	2.649	0
OBV	611	Rezervacije iz življenjskih zavarovanj	1.069	0	1.069	0	0	0	0	1.069	0
OBV	612	Rezervacije iz pokojninskih zavarovanj	510	0	510	0	0	0	0	510	0
OBV	62	Druge tehnične rezervacije	1.013	0	1.013	0	0	0	0	1.070	0
OBV	7	Druge obveznosti	9.863	6.061	728	113	214	304	48	87	1.674
OBV	71	Trgovinski krediti in avansi	5.226	3.566	227	1	37	129	13	54	577
OBV	79	Drugo	4.638	2.495	501	112	177	176	35	33	1.096
NETO		**Neto finančna sredstva**	-3.334	-28.538	2.040	920	1.164	-15	79	-109	1.872
			Gospodarstvo Slovenije/ *Total economy*	Nefinančne družbe/ *Non-financial corporations*	Finančne družbe/ *Financial corporations*	Centralna banka/ *Central Bank*	Druge denarne finančne institucije/ *Other monetary financial institutions*	Drugi finančni posredniki / *Other financial intermediaries*	Izvajalci pomožnih finančnih dejavnosti/ *Financial auxiliaries*	Zavarovalnice in pokojninski skladi/ *Insurance corporations and pension funds*	Država/ *General government*
			S1	S11	S12	S121	S122	S123	S124	S125	S13

Consolidated financial accounts - outstanding amounts 2005 (end of year) A.2.13.

EUR millions

A.2.13.

Institutional sectors												
S1311	S1313	S1314	S14	S15	S2	S21	S2111	S2112	S22	Financial instruments	Code	Item type
10.131	1.107	1.780	27.726	448	26.084	22.499	18.620	3.879	3.585	**Financial assets**	F	FAS
0	0	0	0	0	-80	-70	-35	-36	-10	Monetary gold and SDRs	1	FAS
876	300	82	13.914	236	2.343	1.879	1.843	36	464	Currency and deposits	2	FAS
2	2	0	2.792	0	0	0	0	0	0	Currency	21	FAS
209	76	5	4.780	107	269	137	127	10	132	Transferable deposits	22	FAS
666	222	77	6.342	130	2.074	1.742	1.716	26	332	Other deposits	29	FAS
145	5	198	468	51	2.098	1.758	1.268	491	340	Securities other than shares	3	FAS
7	2	12	12	0	21	16	16	0	5	Short-term	331	FAS
138	3	187	449	50	2.060	1.728	1.240	488	332	Long-term	332	FAS
1	0	0	7	0	17	14	12	3	2	Financial derivatives	34	FAS
377	22	25	871	14	12.227	11.644	9.164	2.479	583	Loans	4	FAS
0	1	24	311	7	751	657	628	29	94	Short-term	41	FAS
377	22	1	560	7	11.476	10.987	8.537	2.450	489	Long-term	42	FAS
6.580	592	1.249	8.645	88	5.945	4.382	3.915	467	1.564	Shares and other equity	5	FAS
668	28	655	2.174	6	255	170	156	14	84	Quoted shares	511	FAS
4.003	92	471	1.496	37	2.596	1.749	1.565	184	848	Unquoted shares	512	FAS
1.904	469	100	3.159	33	3.071	2.445	2.183	262	626	Other equity	513	FAS
5	2	23	1.816	12	23	18	10	7	6	Mutual funds shares	52	FAS
0	0	0	2.280	0	82	23	19	4	59	Insurance technical reserves	6	FAS
0	0	0	1.137	0	0	0	0	0	0	Life insurance reserves	611	FAS
0	0	0	510	0	0	0	0	0	0	Pension fund reserves	612	FAS
0	0	0	632	0	82	23	19	4	59	Other technical reserves	62	FAS
2.151	188	225	1.547	59	3.469	2.884	2.446	438	585	Other accounts receivable	7	FAS
107	131	24	538	23	2.973	2.432	2.008	424	542	Trade credits and advances	71	FAS
2.044	57	201	1.009	36	496	453	438	15	43	Other	79	FAS
9.352	473	1.322	6.772	110	22.750	14.710	12.388	2.322	8.040	**Liabilities**	F	LIA
14	0	0	0	0	5.756	4.975	4.173	802	781	Currency and deposits	2	LIA
14	0	0	0	0	2.120	1.683	1.661	22	437	Currency	21	LIA
0	0	0	0	0	481	429	376	53	52	Transferable deposits	22	LIA
0	0	0	0	0	3.155	2.863	2.136	728	291	Other deposits	29	LIA
7.013	0	0	0	0	7.100	5.809	5.023	786	1.291	Securities other than shares	3	LIA
269	0	0	0	0	10	9	4	5	1	Short-term	331	LIA
6.744	0	0	0	0	7.070	5.791	5.011	780	1.279	Long-term	332	LIA
0	0	0	0	0	20	9	8	1	11	Financial derivatives	34	LIA
914	244	20	5.417	65	1.511	420	319	101	1.091	Loans	4	LIA
76	9	17	722	11	458	163	101	63	295	Short-term	41	LIA
838	235	4	4.695	54	1.053	257	218	39	796	Long-term	42	LIA
2	0	1.208	0	0	3.685	1.604	1.383	221	2.081	Shares and other equity	5	LIA
0	0	0	0	0	985	405	322	84	580	Quoted shares	511	LIA
2	0	1.208	0	0	1.030	715	649	66	315	Unquoted shares	512	LIA
0	0	0	0	0	1.335	247	176	71	1.088	Other equity	513	LIA
0	0	0	0	0	335	237	236	1	98	Mutual funds shares	52	LIA
0	0	0	0	0	83	80	70	11	2	Insurance technical reserves	6	LIA
0	0	0	0	0	69	67	62	5	2	Life insurance reserves	611	LIA
0	0	0	0	0	0	0	0	0	0	Pension fund reserves	612	LIA
0	0	0	0	0	14	14	8	6	0	Other technical reserves	62	LIA
1.408	229	93	1.355	45	4.616	1.822	1.421	401	2.794	Other accounts payable	7	LIA
396	155	63	814	41	3.457	1.761	1.372	389	1.696	Trade credits and advances	71	LIA
1.012	74	30	541	4	1.159	61	49	12	1.098	Other	79	LIA
779	635	458	20.954	338	3.334	7.789	6.232	1.557	-4.455	**Net financial assets**		NETO
Centralna država/ *Central government*	Lokalna država/ *Local government*	Skladi socialne varnosti/ *Social security funds*	Gospodinjstva/ *Households*	Nepr. instit., ki opravljajo storitve za gospod./ *Non-profit institutions serving households*	Tujina/ *Rest of the world*	EU/ *European Union*	EMU/ *Members of the EMU*	Ostale članice EU/ *European Union, not EMU*	Ostali (izven EU)/ *Others (not EU)*			
S1311	S1313	S1314	S14	S15	S2	S21	S2111	S2112	S22			

A.2.14. Konsolidirani finančni računi - transakcije 2006

v mio EUR

A.2.14.

Vrsta post.	Oznaka	Finančni instrumenti	Institucionalni sektorji								
			S1	S11	S12	S121	S122	S123	S124	S125	S13
FSR	F	**Finančna sredstva**	9.803	1.677	5.437	-1.293	4.276	1.128	155	881	486
FSR	1	Monetarno zlato in SDR	0	0	0	0	0	0	0	0	0
FSR	2	Gotovina in vloge	1.432	266	-401	-340	473	79	33	-6	351
FSR	21	Gotovina	543	18	20	0	55	0	1	0	0
FSR	22	Prenosljive vloge	785	140	113	-7	512	59	13	5	-53
FSR	29	Druge vloge	104	109	-533	-333	-94	20	19	-11	404
FSR	3	Vrednostni papirji razen delnic	663	18	630	-967	-643	-37	-1	562	-16
FSR	331	Kratkoročni	324	12	320	0	-1.439	-5	3	56	-3
FSR	332	Dolgoročni	279	-32	307	-967	795	-33	-4	505	-18
FSR	34	Izvedeni finančni instrumenti	60	38	3	0	1	1	0	1	4
FSR	4	Posojila	4.819	177	4.689	0	4.436	882	25	1	-11
FSR	41	Kratkoročna	1.534	170	1.379	0	1.515	110	18	2	0
FSR	42	Dolgoročna	3.285	6	3.310	0	2.921	772	6	-2	-11
FSR	5	Delnice in drug lastniški kapital	958	312	400	0	176	-2	68	291	-113
FSR	511	Delnice, ki kotirajo	403	76	346	0	77	173	37	75	-96
FSR	512	Delnice, ki ne kotirajo	-149	29	-42	0	9	-104	22	34	-42
FSR	513	Drug lastniški kapital	290	179	-9	0	53	-99	7	39	10
FSR	52	Delnice/enote investicijskih skladov	414	28	104	0	37	28	2	143	16
FSR	6	Zavarovalno tehnične rezervacije	487	27	11	0	6	-1	-1	11	15
FSR	611	Rezervacije iz življenjskih zavarovanj	253	0	0	0	0	0	0	0	0
FSR	612	Rezervacije iz pokojninskih zavarovanj	136	0	0	0	0	0	0	0	0
FSR	62	Druge tehnične rezervacije	98	27	11	0	6	-1	-1	11	15
FSR	7	Druge terjatve	1.444	876	108	14	-173	207	31	22	261
FSR	71	Trgovinski krediti in avansi	726	627	70	9	-13	60	3	9	-42
FSR	79	Drugo	718	250	38	5	-160	147	28	13	303
OBV	F	**Obveznosti**	10.849	3.634	5.112	-1.348	4.145	1.380	64	582	902
OBV	2	Gotovina in vloge	2.063	0	2.062	357	2.346	0	0	0	1
OBV	21	Gotovina	-295	0	-295	-259	0	0	0	0	1
OBV	22	Prenosljive vloge	672	0	672	348	795	0	0	0	0
OBV	29	Druge vloge	1.686	0	1.686	269	1.551	0	0	0	0
OBV	3	Vrednostni papirji razen delnic	671	-9	-13	-1.719	-24	12	2	0	692
OBV	331	Kratkoročni	20	-5	-11	-1.719	-13	17	0	-1	36
OBV	332	Dolgoročni	600	-7	-48	0	-58	-4	2	1	656
OBV	34	Izvedeni finančni instrumenti	50	4	47	0	47	0	0	0	0
OBV	4	Posojila	6.112	2.923	2.042	0	1.548	1.097	62	-10	-149
OBV	41	Kratkoročna	1.303	1.141	-97	0	-57	177	60	-10	0
OBV	42	Dolgoročna	4.809	1.783	2.139	0	1.605	920	2	0	-149
OBV	5	Delnice in drug lastniški kapital	376	34	342	0	142	200	2	131	0
OBV	511	Delnice, ki kotirajo	-17	-24	8	0	1	25	-2	-1	0
OBV	512	Delnice, ki ne kotirajo	-3	-175	172	0	140	3	4	28	0
OBV	513	Drug lastniški kapital	242	233	8	0	0	18	-1	0	0
OBV	52	Delnice/enote investicijskih skladov	153	0	153	0	2	153	0	104	0
OBV	6	Zavarovalno tehnične rezervacije	469	0	469	0	0	0	0	472	0
OBV	611	Rezervacije iz življenjskih zavarovanj	238	0	238	0	0	0	0	238	0
OBV	612	Rezervacije iz pokojninskih zavarovanj	136	0	136	0	0	0	0	136	0
OBV	62	Druge tehnične rezervacije	95	0	95	0	0	0	0	99	0
OBV	7	Druge obveznosti	1.159	686	210	14	133	71	-2	-12	358
OBV	71	Trgovinski krediti in avansi	567	494	-25	2	-8	-7	-4	-9	19
OBV	79	Drugo	591	192	235	12	141	78	2	-3	339
NETO		**Neto finančna sredstva**	-1.045	-1.957	325	55	131	-251	91	299	-415
			Gospodarstvo Slovenije/ *Total economy*	Nefinančne družbe/ *Non-financial corporations*	Finančne družbe/ *Financial corporations*	Centralna banka/ *Central Bank*	Druge denarne finančne institucije/ *Other monetary financial institutions*	Drugi finančni posredniki / *Other financial intermediaries*	Izvajalci pomožnih finančnih dejavnosti/ *Financial auxiliaries*	Zavarovalnice in pokojninski skladi/ *Insurance corporations and pension funds*	Država/ *General government*
			S1	S11	S12	S121	S122	S123	S124	S125	S13

Consolidated financial accounts - transactions 2006 A.2.14.

EUR millions

A.2.14.

Institutional sectors												
S1311	S1313	S1314	S14	S15	S2	S21	S2111	S2112	S22	Financial instruments	Code	Item type
537	-16	-13	2.169	34	4.529	4.105	3.924	180	424	**Financial assets**	F	FAS
0	0	0	0	0	0	35	35	0	-36	Monetary gold and SDRs	1	FAS
352	36	-38	1.179	37	1.027	901	839	62	126	Currency and deposits	2	FAS
-1	0	0	506	0	0	0	0	0	0	Currency	21	FAS
-57	-4	8	558	26	9	2	-28	30	7	Transferable deposits	22	FAS
409	40	-46	114	11	1.018	899	867	32	119	Other deposits	29	FAS
-34	1	28	22	9	486	496	420	77	-11	Securities other than shares	3	FAS
-7	0	4	-5	0	2	8	8	0	-5	Short-term	331	FAS
-31	0	23	14	8	471	477	401	76	-5	Long-term	332	FAS
3	0	1	13	0	12	12	11	1	0	Financial derivatives	34	FAS
-4	-8	6	-32	-3	2.092	2.073	2.113	-40	19	Loans	4	FAS
1	0	6	-12	-3	70	-85	-152	67	155	Short-term	41	FAS
-5	-8	0	-20	0	2.022	2.158	2.264	-107	-135	Long-term	42	FAS
-71	-20	-23	355	3	457	347	309	39	109	Shares and other equity	5	FAS
-80	-12	-4	76	0	163	73	52	20	91	Quoted shares	511	FAS
-9	-5	-29	-95	1	144	127	118	9	17	Unquoted shares	512	FAS
8	-2	4	106	4	157	153	137	16	4	Other equity	513	FAS
9	0	7	269	-2	-7	-5	2	-7	-3	Mutual funds shares	52	FAS
12	1	2	431	2	10	3	4	-1	7	Insurance technical reserves	6	FAS
0	0	0	253	0	0	0	0	0	0	Life insurance reserves	611	FAS
0	0	0	136	0	0	0	0	0	0	Pension fund reserves	612	FAS
12	1	2	42	2	10	3	4	-1	7	Other technical reserves	62	FAS
283	-26	10	212	-13	458	248	204	44	210	Other accounts receivable	7	FAS
-12	-37	-4	73	-1	458	244	198	46	215	Trade credits and advances	71	FAS
295	11	15	139	-12	-1	4	6	-2	-5	Other	79	FAS
932	20	-28	1.220	-19	3.484	1.217	1.393	-175	2.267	**Liabilities**	F	LIA
1	0	0	0	0	396	248	554	-306	148	Currency and deposits	2	LIA
1	0	0	0	0	838	735	729	6	103	Currency	21	LIA
0	0	0	0	0	122	97	105	-8	25	Transferable deposits	22	LIA
0	0	0	0	0	-564	-584	-280	-304	20	Other deposits	29	LIA
704	0	0	0	0	478	151	198	-47	326	Securities other than shares	3	LIA
37	0	0	0	0	306	291	287	4	15	Short-term	331	LIA
667	0	0	0	0	150	-164	-113	-50	314	Long-term	332	LIA
0	0	0	0	0	21	24	24	0	-3	Financial derivatives	34	LIA
-154	27	-17	1.296	0	800	166	76	90	634	Loans	4	LIA
20	3	-17	258	0	301	165	131	35	136	Short-term	41	LIA
-175	24	-1	1.037	0	499	0	-55	55	498	Long-term	42	LIA
0	0	0	0	0	1.039	276	273	3	763	Shares and other equity	5	LIA
0	0	0	0	0	582	166	106	60	416	Quoted shares	511	LIA
0	0	0	0	0	-2	-82	-23	-59	80	Unquoted shares	512	LIA
0	0	0	0	0	205	-21	-18	-3	225	Other equity	513	LIA
0	0	0	0	0	254	212	207	5	41	Mutual funds shares	52	LIA
0	0	0	0	0	28	27	27	0	2	Insurance technical reserves	6	LIA
0	0	0	0	0	16	16	11	5	-1	Life insurance reserves	611	LIA
0	0	0	0	0	0	0	0	0	0	Pension fund reserves	612	LIA
0	0	0	0	0	13	11	16	-6	2	Other technical reserves	62	LIA
382	-7	-10	-76	-19	743	350	265	85	394	Other accounts payable	7	LIA
21	-1	-13	99	-20	617	258	184	74	359	Trade credits and advances	71	LIA
361	-7	2	-175	1	126	92	81	11	34	Other	79	LIA
-394	-35	14	949	53	1.045	2.887	2.532	356	-1.842	**Net financial assets**		NETO
Centralna država/ *Central government*	Lokalna država/ *Local government*	Skladi socialne varnosti/ *Social security funds*	Gospodinjstva/ *Households*	Nepr. instit., ki opravljajo storitve za gospod./ *Non-profit institutions serving households*	Tujina/ *Rest of the world*	EU/ *European Union*	EMU/ *Members of the EMU*	Ostale članice EU/ *European Union, not EMU*	Ostali (izven EU)/ *Others (not EU)*			
S1311	S1313	S1314	S14	S15	S2	S21	S2111	S2112	S22			

A.2.15. Konsolidirani finančni računi - vrednostne spremembe 2006

v mio EUR

A.2.15.

Vrsta post.	Oznaka	Finančni instrumenti	Institucionalni sektorji								
			S1	S11	S12	S121	S122	S123	S124	S125	S13
FSR	F	**Finančna sredstva**	3.454	445	423	-187	76	493	54	102	983
FSR	1	Monetarno zlato in SDR	7	0	7	7	0	0	0	0	0
FSR	2	Gotovina in vloge	-50	-2	-63	-25	-37	1	-24	26	-17
FSR	21	Gotovina	-1	0	-1	0	-1	0	0	0	0
FSR	22	Prenosljive vloge	-30	4	-22	0	-21	1	0	0	-1
FSR	29	Druge vloge	-20	-6	-40	-25	-15	0	-24	26	-15
FSR	3	Vrednostni papirji razen delnic	-241	31	-299	-157	-95	-1	0	-63	8
FSR	331	Kratkoročni	15	0	15	0	4	0	0	0	0
FSR	332	Dolgoročni	-305	12	-345	-157	-130	-1	0	-63	8
FSR	34	Izvedeni finančni instrumenti	49	19	31	0	30	0	0	0	-1
FSR	4	Posojila	-232	-185	-30	0	19	-28	-20	0	-5
FSR	41	Kratkoročna	-185	-168	-13	0	-7	3	-1	0	0
FSR	42	Dolgoročna	-47	-17	-17	0	26	-31	-19	0	-5
FSR	5	Delnice in drug lastniški kapital	4.084	85	820	-1	195	517	97	141	1.662
FSR	511	Delnice, ki kotirajo	4.144	32	958	0	221	552	71	85	2.076
FSR	512	Delnice, ki ne kotirajo	-646	-55	-154	-1	-58	-39	24	-4	-363
FSR	513	Drug lastniški kapital	120	38	1	0	12	-1	0	3	-64
FSR	52	Delnice/enote investicijskih skladov	466	70	15	0	20	5	2	57	14
FSR	6	Zavarovalno tehnične rezervacije	43	10	0	0	1	0	0	0	0
FSR	611	Rezervacije iz življenjskih zavarovanj	58	0	0	0	0	0	0	0	0
FSR	612	Rezervacije iz pokojninskih zavarovanj	-3	0	0	0	0	0	0	0	0
FSR	62	Druge tehnične rezervacije	-12	10	0	0	1	0	0	0	0
FSR	7	Druge terjatve	-156	506	-12	-11	-8	4	0	-2	-665
FSR	71	Trgovinski krediti in avansi	191	180	3	0	0	2	0	1	2
FSR	79	Drugo	-347	326	-16	-11	-7	2	0	-4	-667
OBV	F	**Obveznosti**	4.273	3.309	1.102	-37	233	450	136	435	-148
OBV	2	Gotovina in vloge	-33	0	-33	-15	-15	0	0	0	0
OBV	21	Gotovina	0	0	0	0	0	0	0	0	0
OBV	22	Prenosljive vloge	-33	0	-33	-2	-30	0	0	0	0
OBV	29	Druge vloge	-1	0	-1	-13	15	0	0	0	0
OBV	3	Vrednostni papirji razen delnic	-51	6	99	-10	94	-1	0	-1	-156
OBV	331	Kratkoročni	1	0	0	-10	0	0	0	0	1
OBV	332	Dolgoročni	-83	-3	78	0	73	0	0	-1	-158
OBV	34	Izvedeni finančni instrumenti	31	9	22	0	22	0	0	0	0
OBV	4	Posojila	-314	-279	-28	0	-3	-53	20	9	-5
OBV	41	Kratkoročna	-177	-170	-2	0	0	-9	6	9	4
OBV	42	Dolgoročna	-136	-109	-26	0	-3	-44	13	0	-9
OBV	5	Delnice in drug lastniški kapital	4.322	3.277	1.045	0	179	500	116	379	0
OBV	511	Delnice, ki kotirajo	4.008	3.982	27	0	0	-3	2	-1	0
OBV	512	Delnice, ki ne kotirajo	-163	-751	588	0	179	22	107	356	0
OBV	513	Drug lastniški kapital	73	47	26	0	0	27	7	5	0
OBV	52	Delnice/enote investicijskih skladov	404	0	404	0	0	454	0	19	0
OBV	6	Zavarovalno tehnične rezervacije	45	0	45	0	0	0	0	46	0
OBV	611	Rezervacije iz življenjskih zavarovanj	57	0	57	0	0	0	0	57	0
OBV	612	Rezervacije iz pokojninskih zavarovanj	-2	0	-2	0	0	0	0	-2	0
OBV	62	Druge tehnične rezervacije	-10	0	-10	0	0	0	0	-9	0
OBV	7	Druge obveznosti	303	304	-26	-11	-23	3	0	1	13
OBV	71	Trgovinski krediti in avansi	456	439	1	0	0	1	0	0	5
OBV	79	Drugo	-152	-135	-27	-11	-22	2	0	0	9
NETO		**Neto finančna sredstva**	-819	-2.863	-679	-150	-157	44	-83	-333	1.131
			Gospodarstvo Slovenije/ *Total economy*	Nefinančne družbe/ *Non-financial corporations*	Finančne družbe/ *Financial corporations*	Centralna banka/ *Central Bank*	Druge denarne finančne institucije/ *Other monetary financial institutions*	Drugi finančni posredniki / *Other financial intermediaries*	Izvajalci pomožnih finančnih dejavnosti/ *Financial auxiliaries*	Zavarovalnice in pokojninski skladi/ *Insurance corporations and pension funds*	Država/ *General government*
			S1	S11	S12	S121	S122	S123	S124	S125	S13

Consolidated financial accounts - revaluation changes 2006 A.2.15.

EUR millions

Institutional sectors												
S1311	S1313	S1314	S14	S15	S2	S21	S2111	S2112	S22	Financial instruments	Code	Item type
996	-101	426	1.611	-8	307	736	628	108	-429	**Financial assets**	F	FAS
0	0	0	0	0	-7	-5	-1	-4	-3	Monetary gold and SDRs	1	FAS
-18	1	0	37	-6	-40	286	288	-1	-326	Currency and deposits	2	FAS
0	0	0	0	0	0	0	0	0	0	Currency	21	FAS
-1	-1	0	-4	-7	-25	-11	-10	-1	-14	Transferable deposits	22	FAS
-18	2	0	42	0	-15	298	298	0	-312	Other deposits	29	FAS
5	0	1	20	-1	-19	-13	-11	-2	-5	Securities other than shares	3	FAS
0	0	0	0	0	0	0	0	0	0	Short-term	331	FAS
5	0	2	20	-1	-23	-15	-13	-3	-8	Long-term	332	FAS
0	0	-1	1	0	4	2	2	0	2	Financial derivatives	34	FAS
-5	0	0	-11	0	-271	-8	-19	11	-263	Loans	4	FAS
0	0	0	-4	0	-160	75	69	6	-235	Short-term	41	FAS
-5	0	0	-7	0	-112	-84	-89	5	-28	Long-term	42	FAS
1.681	-103	425	1.515	1	338	234	208	26	104	Shares and other equity	5	FAS
1.692	7	377	1.075	3	155	89	70	19	66	Quoted shares	511	FAS
-77	6	48	-68	-6	198	146	134	12	52	Unquoted shares	512	FAS
51	-117	2	146	0	-20	-5	1	-6	-14	Other equity	513	FAS
16	1	-2	362	5	4	3	2	1	1	Mutual funds shares	52	FAS
0	0	0	34	-2	2	0	0	0	2	Insurance technical reserves	6	FAS
0	0	0	58	0	0	0	0	0	0	Life insurance reserves	611	FAS
0	0	0	-3	0	1	0	0	0	1	Pension fund reserves	612	FAS
0	0	0	-20	-2	1	0	0	0	0	Other technical reserves	62	FAS
-667	1	1	15	0	305	242	164	78	62	Other accounts receivable	7	FAS
1	1	0	6	0	434	392	315	77	42	Trade credits and advances	71	FAS
-668	0	1	9	0	-130	-150	-151	1	21	Other	79	FAS
-147	-3	340	12	-2	-512	-166	-219	52	-346	**Liabilities**	F	LIA
0	0	0	0	0	-57	-58	-52	-6	1	Currency and deposits	2	LIA
0	0	0	0	0	-1	-1	-1	0	0	Currency	21	LIA
0	0	0	0	0	-22	-21	-20	-1	-1	Transferable deposits	22	LIA
0	0	0	0	0	-34	-37	-32	-5	3	Other deposits	29	LIA
-158	0	0	0	0	-209	-171	-141	-30	-38	Securities other than shares	3	LIA
1	0	0	0	0	14	14	15	0	-1	Short-term	331	LIA
-160	0	0	0	0	-245	-200	-167	-32	-45	Long-term	332	LIA
0	0	0	0	0	22	14	12	2	8	Financial derivatives	34	LIA
-1	-5	0	1	-2	-190	-123	-91	-32	-67	Loans	4	LIA
4	0	0	-8	0	-168	-133	-109	-25	-35	Short-term	41	LIA
-4	-5	0	10	-2	-22	10	18	-8	-32	Long-term	42	LIA
0	0	340	0	0	99	-83	-116	32	183	Shares and other equity	5	LIA
0	0	0	0	0	291	74	57	17	216	Quoted shares	511	LIA
0	0	340	0	0	-284	-215	-229	14	-69	Unquoted shares	512	LIA
0	0	0	0	0	28	3	2	1	24	Other equity	513	LIA
0	0	0	0	0	65	55	54	0	11	Mutual funds shares	52	LIA
0	0	0	0	0	-1	-3	-2	0	2	Insurance technical reserves	6	LIA
0	0	0	0	0	1	-1	-1	0	2	Life insurance reserves	611	LIA
0	0	0	0	0	0	0	0	0	0	Pension fund reserves	612	LIA
0	0	0	0	0	-2	-2	-2	0	0	Other technical reserves	62	LIA
12	1	0	11	0	-155	272	183	89	-427	Other accounts payable	7	LIA
3	1	1	10	0	169	111	79	31	59	Trade credits and advances	71	LIA
9	0	0	1	0	-324	161	104	58	-485	Other	79	LIA
1.143	-98	86	1.598	-6	819	902	847	55	-83	**Net financial assets**		NETO
Centralna država/ *Central government*	Lokalna država/ *Local government*	Skladi socialne varnosti/ *Social security funds*	Gospodinjstva/ *Households*	Nepr. instit., ki opravljajo storitve za gospod./ *Non-profit institutions serving households*	Tujina/ *Rest of the world*	EU/ *European Union*	EMU/ *Members of the EMU*	Ostale članice EU/ *European Union, not EMU*	Ostali (izven EU)/ *Others (not EU)*			
S1311	S1313	S1314	S14	S15	S2	S21	S2111	S2112	S22			

A.2.15.

A.2.16. Konsolidirani finančni računi - stanja 2006 (konec leta)

v mio EUR

A.2.16.

Vrsta post.	Oznaka	Finančni instrumenti	Institucionalni sektorji								
			S1	S11	S12	S121	S122	S123	S124	S125	S13
FSR	F	**Finančna sredstva**	105.589	16.333	44.195	5.680	33.289	8.087	537	4.643	13.082
FSR	1	Monetarno zlato in SDR	88	0	88	88	0	0	0	0	0
FSR	2	Gotovina in vloge	22.939	3.483	2.467	1.009	3.378	462	68	407	1.592
FSR	21	Gotovina	3.441	72	68	0	231	1	3	0	3
FSR	22	Prenosljive vloge	7.500	1.268	536	32	1.299	134	34	10	235
FSR	29	Druge vloge	11.998	2.143	1.863	976	1.847	328	31	397	1.354
FSR	3	Vrednostni papirji razen delnic	13.519	489	12.213	4.446	6.804	423	10	2.863	248
FSR	331	Kratkoročni	618	75	532	0	2.197	39	3	121	4
FSR	332	Dolgoročni	12.757	348	11.629	4.446	4.558	381	6	2.740	240
FSR	34	Izvedeni finančni instrumenti	144	66	52	0	50	2	0	2	4
FSR	4	Posojila	25.509	1.077	23.234	0	21.441	3.575	62	30	360
FSR	41	Kratkoročna	7.325	389	6.638	0	6.812	398	49	14	1
FSR	42	Dolgoročna	18.184	689	16.596	0	14.629	3.177	12	17	359
FSR	5	Delnice in drug lastniški kapital	28.114	3.679	5.065	22	1.369	3.102	339	1.120	8.762
FSR	511	Delnice, ki kotirajo	10.311	399	3.247	0	620	2.159	168	365	3.331
FSR	512	Delnice, ki ne kotirajo	6.809	1.312	1.180	21	431	650	120	234	2.951
FSR	513	Drug lastniški kapital	7.775	1.567	341	1	168	166	39	68	2.419
FSR	52	Delnice/enote investicijskih skladov	3.219	400	298	0	150	127	12	453	60
FSR	6	Zavarovalno tehnične rezervacije	3.122	334	25	0	60	1	1	25	16
FSR	611	Rezervacije iz življenjskih zavarovanj	1.448	0	0	0	0	0	0	0	0
FSR	612	Rezervacije iz pokojninskih zavarovanj	643	0	0	0	0	0	0	0	0
FSR	62	Druge tehnične rezervacije	1.030	334	25	0	60	1	1	25	16
FSR	7	Druge terjatve	12.298	7.271	1.103	114	237	525	58	198	2.104
FSR	71	Trgovinski krediti in avansi	6.626	5.416	388	10	4	227	13	142	185
FSR	79	Drugo	5.671	1.856	715	105	233	298	45	56	1.919
OBV	F	**Obveznosti**	110.788	49.691	42.509	4.855	32.151	8.310	449	4.785	10.494
OBV	2	Gotovina in vloge	20.175	0	20.160	2.925	20.093	0	0	0	15
OBV	21	Gotovina	483	0	468	636	0	0	0	0	15
OBV	22	Prenosljive vloge	7.173	0	7.173	945	7.201	0	0	0	0
OBV	29	Druge vloge	12.519	0	12.519	1.343	12.892	0	0	0	0
OBV	3	Vrednostni papirji razen delnic	8.716	429	829	1.815	1.286	19	4	39	7.458
OBV	331	Kratkoročni	313	9	10	1.815	7	17	0	0	294
OBV	332	Dolgoročni	8.290	392	735	0	1.194	0	4	39	7.164
OBV	34	Izvedeni finančni instrumenti	113	28	85	0	86	1	0	0	0
OBV	4	Posojila	37.436	18.782	10.902	0	7.943	4.637	196	0	975
OBV	41	Kratkoročna	7.395	5.651	678	0	604	559	149	0	81
OBV	42	Dolgoročna	30.041	13.130	10.224	0	7.339	4.077	47	0	894
OBV	5	Delnice in drug lastniški kapital	30.030	23.430	6.600	0	2.504	3.276	203	1.503	1
OBV	511	Delnice, ki kotirajo	9.025	8.718	307	0	10	348	8	6	0
OBV	512	Delnice, ki ne kotirajo	9.005	5.616	3.387	0	2.488	133	142	900	1
OBV	513	Drug lastniški kapital	9.415	9.095	320	0	0	328	54	40	0
OBV	52	Delnice/enote investicijskih skladov	2.586	0	2.586	0	6	2.467	0	556	0
OBV	6	Zavarovalno tehnične rezervacije	3.106	0	3.106	0	0	0	0	3.167	0
OBV	611	Rezervacije iz življenjskih zavarovanj	1.364	0	1.364	0	0	0	0	1.364	0
OBV	612	Rezervacije iz pokojninskih zavarovanj	644	0	644	0	0	0	0	644	0
OBV	62	Druge tehnične rezervacije	1.098	0	1.098	0	0	0	0	1.160	0
OBV	7	Druge obveznosti	11.325	7.051	913	116	325	378	46	76	2.045
OBV	71	Trgovinski krediti in avansi	6.249	4.499	203	4	29	123	9	45	601
OBV	79	Drugo	5.076	2.552	710	112	296	255	37	31	1.444
NETO		**Neto finančna sredstva**	-5.199	-33.358	1.685	825	1.138	-222	88	-142	2.587
			Gospodarstvo Slovenije/ *Total economy*	Nefinančne družbe/ *Non-financial corporations*	Finančne družbe/ *Financial corporations*	Centralna banka/ *Central Bank*	Druge denarne finančne institucije/ *Other monetary financial institutions*	Drugi finančni posredniki / *Other financial intermediaries*	Izvajalci pomožnih finančnih dejavnosti/ *Financial auxiliaries*	Zavarovalnice in pokojninski skladi/ *Insurance corporations and pension funds*	Država/ *General government*
			S1	S11	S12	S121	S122	S123	S124	S125	S13

Consolidated financial accounts - outstanding amounts 2006 (end of year) A.2.16.

EUR millions

A.2.16.

Institutional sectors												
S1311	S1313	S1314	S14	S15	S2	S21	S2111	S2112	S22	Financial instruments	Code	Item type
11.664	990	2.193	31.505	475	30.920	27.340	23.173	4.167	3.581	**Financial assets**	F	FAS
0	0	0	0	0	-88	-40	0	-40	-48	Monetary gold and SDRs	1	FAS
1.210	338	45	15.130	267	3.330	3.066	2.970	96	264	Currency and deposits	2	FAS
1	2	0	3.298	0	0	0	0	0	0	Currency	21	FAS
150	71	13	5.335	126	253	128	89	38	125	Transferable deposits	22	FAS
1.058	264	32	6.498	141	3.077	2.939	2.881	58	139	Other deposits	29	FAS
117	5	227	511	58	2.565	2.241	1.676	565	324	Securities other than shares	3	FAS
0	2	16	7	0	24	24	24	0	0	Short-term	331	FAS
112	4	211	483	58	2.509	2.189	1.628	561	319	Long-term	332	FAS
4	0	0	21	0	33	28	24	3	5	Financial derivatives	34	FAS
367	14	31	828	10	14.048	13.709	11.258	2.451	339	Loans	4	FAS
1	0	30	295	4	661	647	545	102	14	Short-term	41	FAS
366	14	1	533	7	13.387	13.061	10.713	2.349	326	Long-term	42	FAS
8.191	469	1.651	10.516	92	6.740	4.963	4.431	532	1.777	Shares and other equity	5	FAS
2.280	23	1.028	3.325	9	573	332	279	54	241	Quoted shares	511	FAS
3.917	94	490	1.333	32	2.939	2.022	1.817	205	917	Unquoted shares	512	FAS
1.963	350	106	3.410	37	3.208	2.593	2.321	272	615	Other equity	513	FAS
30	3	27	2.447	14	20	16	15	1	4	Mutual funds shares	52	FAS
13	1	2	2.746	1	94	26	24	3	68	Insurance technical reserves	6	FAS
0	0	0	1.448	0	0	0	0	0	0	Life insurance reserves	611	FAS
0	0	0	643	0	1	0	0	0	1	Pension fund reserves	612	FAS
13	1	2	654	1	93	26	23	3	66	Other technical reserves	62	FAS
1.767	163	237	1.774	46	4.232	3.375	2.814	561	857	Other accounts receivable	7	FAS
95	95	19	617	22	3.866	3.068	2.521	547	799	Trade credits and advances	71	FAS
1.671	68	217	1.158	25	366	307	293	14	59	Other	79	FAS
10.137	489	1.634	8.004	89	25.722	15.761	13.562	2.199	9.961	**Liabilities**	F	LIA
15	0	0	0	0	6.095	5.165	4.675	490	930	Currency and deposits	2	LIA
15	0	0	0	0	2.957	2.418	2.389	28	540	Currency	21	LIA
0	0	0	0	0	581	505	461	44	76	Transferable deposits	22	LIA
0	0	0	0	0	2.557	2.243	1.824	418	314	Other deposits	29	LIA
7.558	0	0	0	0	7.368	5.789	5.080	709	1.579	Securities other than shares	3	LIA
307	0	0	0	0	329	314	305	9	15	Short-term	331	LIA
7.251	0	0	0	0	6.976	5.428	4.731	697	1.548	Long-term	332	LIA
0	0	0	0	0	63	47	44	3	16	Financial derivatives	34	LIA
759	266	3	6.714	63	2.121	462	303	159	1.659	Loans	4	LIA
100	12	0	972	12	591	195	123	73	396	Short-term	41	LIA
659	254	3	5.742	51	1.530	267	181	86	1.262	Long-term	42	LIA
2	0	1.548	0	0	4.823	1.797	1.540	256	3.027	Shares and other equity	5	LIA
0	0	0	0	0	1.858	646	485	160	1.213	Quoted shares	511	LIA
2	0	1.548	0	0	744	418	397	21	326	Unquoted shares	512	LIA
0	0	0	0	0	1.568	230	160	70	1.338	Other equity	513	LIA
0	0	0	0	0	653	503	498	6	150	Mutual funds shares	52	LIA
0	0	0	0	0	110	105	95	10	6	Insurance technical reserves	6	LIA
0	0	0	0	0	85	82	72	9	3	Life insurance reserves	611	LIA
0	0	0	0	0	0	0	0	0	0	Pension fund reserves	612	LIA
0	0	0	0	0	25	23	22	0	2	Other technical reserves	62	LIA
1.802	223	83	1.290	26	5.205	2.444	1.869	575	2.761	Other accounts payable	7	LIA
420	155	51	923	21	4.244	2.130	1.635	494	2.115	Trade credits and advances	71	LIA
1.382	68	32	366	5	961	314	234	80	647	Other	79	LIA
1.527	501	559	23.501	386	5.199	11.579	9.610	1.968	-6.380	**Net financial assets**		NETO
Centralna država/ *Central government*	Lokalna država/ *Local government*	Skladi socialne varnosti/ *Social security funds*	Gospodinjstva/ *Households*	Nepr. instit., ki opravljajo storitve za gospod./ *Non-profit institutions serving households*	Tujina/ *Rest of the world*	EU/ *European Union*	EMU/ *Members of the EMU*	Ostale članice EU/ *European Union, not EMU*	Ostali (izven EU)/ *Others (not EU)*			
S1311	S1313	S1314	S14	S15	S2	S21	S2111	S2112	S22			

S.11 - nefinančne družbe

B.1.1.1. Nekonsolidirani finančni računi - stanja 2005 (konec leta)

v mio EUR

B.1.1.1.

Vrsta post.	Oznaka	Finančni instrumenti	Institucionalni sektorji								
			S1	S11	S12	S121	S122	S123	S124	S125	S13
FSR	F	**Finančna sredstva**	27.399	19.609	5.129	35	3.919	675	84	417	1.400
FSR	1	Monetarno zlato in SDR	0	0	0	0	0	0	0	0	0
FSR	2	Gotovina in vloge	3.157	0	3.157	34	3.123	0	0	0	0
FSR	21	Gotovina	34	0	34	34	0	0	0	0	0
FSR	22	Prenosljive vloge	1.094	0	1.094	0	1.094	0	0	0	0
FSR	29	Druge vloge	2.029	0	2.029	0	2.029	0	0	0	0
FSR	3	Vrednostni papirji razen delnic	499	98	211	0	200	0	0	10	190
FSR	331	Kratkoročni	87	31	21	0	20	0	0	1	35
FSR	332	Dolgoročni	408	66	187	0	177	0	0	9	155
FSR	34	Izvedeni finančni instrumenti	4	1	3	0	3	0	0	0	0
FSR	4	Posojila	2.556	2.046	87	0	1	57	30	0	75
FSR	41	Kratkoročna	1.451	1.254	81	0	1	51	29	0	11
FSR	42	Dolgoročna	1.106	792	7	0	0	6	1	0	64
FSR	5	Delnice in drug lastniški kapital	12.246	11.125	1.121	0	503	490	32	96	0
FSR	511	Delnice, ki kotirajo	1.642	1.501	141	0	2	132	2	4	0
FSR	512	Delnice, ki ne kotirajo	4.574	3.956	618	0	499	19	8	92	0
FSR	513	Drug lastniški kapital	5.740	5.667	73	0	0	51	22	0	0
FSR	52	Delnice/enote investicijskih skladov	290	0	290	0	2	288	0	0	0
FSR	6	Zavarovalno tehnične rezervacije	297	0	297	0	0	0	0	297	0
FSR	611	Rezervacije iz življenjskih zavarovanj	0	0	0	0	0	0	0	0	0
FSR	612	Rezervacije iz pokojninskih zavarovanj	0	0	0	0	0	0	0	0	0
FSR	62	Druge tehnične rezervacije	297	0	297	0	0	0	0	297	0
FSR	7	Druge terjatve	8.644	6.340	256	1	92	129	21	14	1.135
FSR	71	Trgovinski krediti in avansi	6.464	5.267	149	1	30	100	9	9	380
FSR	79	Drugo	2.181	1.073	108	0	62	29	12	5	754
OBV	F	**Obveznosti**	51.175	19.609	15.512	0	11.358	3.604	165	385	7.519
OBV	2	Gotovina in vloge	0	0	0	0	0	0	0	0	0
OBV	21	Gotovina	0	0	0	0	0	0	0	0	0
OBV	22	Prenosljive vloge	0	0	0	0	0	0	0	0	0
OBV	29	Druge vloge	0	0	0	0	0	0	0	0	0
OBV	3	Vrednostni papirji razen delnic	513	98	351	0	217	26	0	107	33
OBV	331	Kratkoročni	46	31	3	0	1	2	0	0	7
OBV	332	Dolgoročni	455	66	336	0	205	24	0	107	26
OBV	34	Izvedeni finančni instrumenti	13	1	12	0	12	0	0	0	0
OBV	4	Posojila	15.128	2.046	11.977	0	10.533	1.409	18	17	281
OBV	41	Kratkoročna	5.857	1.254	4.309	0	4.092	194	18	4	0
OBV	42	Dolgoročna	9.271	792	7.668	0	6.440	1.215	0	12	281
OBV	5	Delnice in drug lastniški kapital	26.275	11.125	2.793	0	485	1.937	137	234	5.950
OBV	511	Delnice, ki kotirajo	6.014	1.501	1.392	0	247	971	46	129	1.268
OBV	512	Delnice, ki ne kotirajo	8.712	3.956	1.066	0	203	707	62	95	2.252
OBV	513	Drug lastniški kapital	11.548	5.667	334	0	34	260	29	11	2.430
OBV	52	Delnice/enote investicijskih skladov	0	0	0	0	0	0	0	0	0
OBV	6	Zavarovalno tehnične rezervacije	0	0	0	0	0	0	0	0	0
OBV	611	Rezervacije iz življenjskih zavarovanj	0	0	0	0	0	0	0	0	0
OBV	612	Rezervacije iz pokojninskih zavarovanj	0	0	0	0	0	0	0	0	0
OBV	62	Druge tehnične rezervacije	0	0	0	0	0	0	0	0	0
OBV	7	Druge obveznosti	9.259	6.340	391	0	123	232	10	27	1.255
OBV	71	Trgovinski krediti in avansi	6.058	5.267	152	0	11	119	6	16	140
OBV	79	Drugo	3.201	1.073	239	0	112	112	4	10	1.115
NETO		**Neto finančna sredstva**	-23.776	0	-10.382	35	-7.439	-2.929	-82	33	-6.119
			Gospodarstvo Slovenije/ *Total economy*	Nefinančne družbe/ *Non-financial corporations*	Finančne družbe/ *Financial corporations*	Centralna banka/ *Central Bank*	Druge denarne finančne institucije/ *Other monetary financial institutions*	Drugi finančni posredniki / *Other financial intermediaries*	Izvajalci pomožnih finančnih dejavnosti/ *Financial auxiliaries*	Zavarovalnice in pokojninski skladi/ *Insurance corporations and pension funds*	Država/ *General government*
			S1	S11	S12	S121	S122	S123	S124	S125	S13

S.11 – Non-financial corporations

Non-consolidated financial accounts - outstanding amounts 2005 (end of year) B.1.1.1.

EUR millions

Institutional sectors												
S1311	S1313	S1314	S14	S15	S2	S21	S2111	S2112	S22	Financial instruments	Code	Item type
1.120	238	41	1.214	47	6.421	2.995	2.388	606	3.426	**Financial assets**	F	FAS
0	0	0	0	0	0	0	0	0	0	Monetary gold and SDRs	1	FAS
0	0	0	0	0	62	44	36	8	18	Currency and deposits	2	FAS
0	0	0	0	0	20	20	20	0	0	Currency	21	FAS
0	0	0	0	0	30	15	8	6	16	Transferable deposits	22	FAS
0	0	0	0	0	11	9	7	2	2	Other deposits	29	FAS
190	0	0	0	0	39	22	15	6	17	Securities other than shares	3	FAS
35	0	0	0	0	7	6	2	4	1	Short-term	331	FAS
155	0	0	0	0	26	14	12	1	13	Long-term	332	FAS
0	0	0	0	0	5	2	1	1	4	Financial derivatives	34	FAS
9	66	0	339	9	575	258	188	70	318	Loans	4	FAS
7	5	0	100	6	190	102	57	44	88	Short-term	41	FAS
3	61	0	239	3	386	156	130	26	230	Long-term	42	FAS
0	0	0	0	0	2.160	899	771	128	1.262	Shares and other equity	5	FAS
0	0	0	0	0	150	21	14	7	129	Quoted shares	511	FAS
0	0	0	0	0	720	628	578	50	92	Unquoted shares	512	FAS
0	0	0	0	0	1.277	238	167	71	1.039	Other equity	513	FAS
0	0	0	0	0	13	11	11	0	2	Mutual funds shares	52	FAS
0	0	0	0	0	0	0	0	0	0	Insurance technical reserves	6	FAS
0	0	0	0	0	0	0	0	0	0	Life insurance reserves	611	FAS
0	0	0	0	0	0	0	0	0	0	Pension fund reserves	612	FAS
0	0	0	0	0	0	0	0	0	0	Other technical reserves	62	FAS
921	173	41	875	38	3.584	1.773	1.379	393	1.812	Other accounts receivable	7	FAS
208	139	33	633	35	3.412	1.728	1.342	386	1.684	Trade credits and advances	71	FAS
713	34	8	242	4	172	44	37	7	128	Other	79	FAS
5.605	703	1.211	8.421	114	11.183	8.856	6.941	1.915	2.327	**Liabilities**	F	LIA
0	0	0	0	0	0	0	0	0	0	Currency and deposits	2	LIA
0	0	0	0	0	0	0	0	0	0	Currency	21	LIA
0	0	0	0	0	0	0	0	0	0	Transferable deposits	22	LIA
0	0	0	0	0	0	0	0	0	0	Other deposits	29	LIA
25	0	8	31	0	17	17	16	1	0	Securities other than shares	3	LIA
7	0	0	4	0	0	0	0	0	0	Short-term	331	LIA
18	0	8	27	0	13	13	13	0	0	Long-term	332	LIA
0	0	0	0	0	4	3	2	1	0	Financial derivatives	34	LIA
275	6	0	810	13	3.056	2.833	1.770	1.063	223	Loans	4	LIA
0	0	0	287	7	78	77	76	0	1	Short-term	41	LIA
275	5	0	523	7	2.978	2.756	1.694	1.062	222	Long-term	42	LIA
4.365	580	1.004	6.343	65	4.968	3.426	3.004	422	1.542	Shares and other equity	5	LIA
668	28	573	1.848	4	248	167	153	13	81	Quoted shares	511	LIA
1.837	83	331	1.410	28	1.787	944	796	147	843	Unquoted shares	512	LIA
1.860	469	100	3.084	33	2.934	2.316	2.054	261	618	Other equity	513	LIA
0	0	0	0	0	0	0	0	0	0	Mutual funds shares	52	LIA
0	0	0	0	0	0	0	0	0	0	Insurance technical reserves	6	LIA
0	0	0	0	0	0	0	0	0	0	Life insurance reserves	611	LIA
0	0	0	0	0	0	0	0	0	0	Pension fund reserves	612	LIA
0	0	0	0	0	0	0	0	0	0	Other technical reserves	62	LIA
940	116	199	1.237	36	3.142	2.581	2.151	430	562	Other accounts payable	7	LIA
47	86	8	479	19	2.776	2.241	1.820	421	534	Trade credits and advances	71	LIA
893	31	191	758	16	367	339	331	9	27	Other	79	LIA
-4.485	-464	-1.170	-7.207	-67	-4.762	-5.862	-4.553	-1.309	1.100	**Net financial assets**		NETO
Centralna država/ *Central government*	Lokalna država/ *Local government*	Skladi socialne varnosti/ *Social security funds*	Gospodinjstva/ *Households*	Nepr. instit., ki opravljajo storitve za gospod./ *Non-profit institutions serving households*	Tujina/ *Rest of the world*	EU/ *European Union*	EMU/ *Members of the EMU*	Ostale članice EU/ *European Union, not EMU*	Ostali (izven EU)/ *Others (not EU)*			
S1311	S1313	S1314	S14	S15	S2	S21	S2111	S2112	S22			

B.1.1.1.

S.11 - nefinančne družbe

B.1.1.2. Nekonsolidirani finančni računi - transakcije 2006

v mio EUR

B.1.1.2.

Vrsta post.	Oznaka	Finančni instrumenti	Institucionalni sektorji								
			S1	S11	S12	S121	S122	S123	S124	S125	S13
FSR	F	**Finančna sredstva**	1.617	1.015	378	14	213	95	10	47	295
FSR	1	Monetarno zlato in SDR	0	0	0	0	0	0	0	0	0
FSR	2	Gotovina in vloge	225	0	225	13	212	0	0	0	0
FSR	21	Gotovina	13	0	13	13	0	0	0	0	0
FSR	22	Prenosljive vloge	129	0	129	0	129	0	0	0	0
FSR	29	Druge vloge	83	0	83	0	83	0	0	0	0
FSR	3	Vrednostni papirji razen delnic	0	-15	-5	0	-9	3	1	0	20
FSR	331	Kratkoročni	24	14	-11	0	-13	3	0	-1	21
FSR	332	Dolgoročni	-64	-29	-35	0	-37	0	1	1	-1
FSR	34	Izvedeni finančni instrumenti	40	-1	41	0	41	0	0	0	0
FSR	4	Posojila	42	50	6	0	1	5	1	0	-8
FSR	41	Kratkoročna	119	105	8	0	0	8	1	0	-6
FSR	42	Dolgoročna	-77	-55	-2	0	0	-3	1	0	-1
FSR	5	Delnice in drug lastniški kapital	277	191	86	0	8	43	13	22	0
FSR	511	Delnice, ki kotirajo	62	41	21	0	1	20	0	0	0
FSR	512	Delnice, ki ne kotirajo	191	154	37	0	8	0	8	22	0
FSR	513	Drug lastniški kapital	2	-5	6	0	0	1	5	0	0
FSR	52	Delnice/enote investicijskih skladov	22	0	22	0	-1	23	0	0	0
FSR	6	Zavarovalno tehnične rezervacije	27	0	27	0	0	0	0	27	0
FSR	611	Rezervacije iz življenjskih zavarovanj	0	0	0	0	0	0	0	0	0
FSR	612	Rezervacije iz pokojninskih zavarovanj	0	0	0	0	0	0	0	0	0
FSR	62	Druge tehnične rezervacije	27	0	27	0	0	0	0	27	0
FSR	7	Druge terjatve	1.047	790	39	1	2	44	-5	-2	282
FSR	71	Trgovinski krediti in avansi	855	846	-11	1	-6	-1	-4	-1	0
FSR	79	Drugo	192	-56	50	0	8	45	-2	-1	282
OBV	F	**Obveznosti**	3.718	1.015	2.626	0	2.352	100	93	82	29
OBV	2	Gotovina in vloge	0	0	0	0	0	0	0	0	0
OBV	21	Gotovina	0	0	0	0	0	0	0	0	0
OBV	22	Prenosljive vloge	0	0	0	0	0	0	0	0	0
OBV	29	Druge vloge	0	0	0	0	0	0	0	0	0
OBV	3	Vrednostni papirji razen delnic	-35	-15	-20	0	-14	-6	0	1	-3
OBV	331	Kratkoročni	9	14	2	0	1	0	0	1	-6
OBV	332	Dolgoročni	-40	-29	-18	0	-11	-6	0	0	3
OBV	34	Izvedeni finančni instrumenti	-4	-1	-4	0	-4	0	0	0	0
OBV	4	Posojila	2.803	50	2.786	0	2.276	489	17	4	0
OBV	41	Kratkoročna	1.068	105	981	0	897	63	17	5	0
OBV	42	Dolgoročna	1.736	-55	1.805	0	1.379	426	0	-1	1
OBV	5	Delnice in drug lastniški kapital	-82	191	-177	0	116	-427	63	72	-101
OBV	511	Delnice, ki kotirajo	-148	41	-111	0	63	-236	21	41	-80
OBV	512	Delnice, ki ne kotirajo	-17	154	-48	0	-5	-84	33	8	-28
OBV	513	Drug lastniški kapital	82	-5	-18	0	58	-107	8	23	7
OBV	52	Delnice/enote investicijskih skladov	0	0	0	0	0	0	0	0	0
OBV	6	Zavarovalno tehnične rezervacije	0	0	0	0	0	0	0	0	0
OBV	611	Rezervacije iz življenjskih zavarovanj	0	0	0	0	0	0	0	0	0
OBV	612	Rezervacije iz pokojninskih zavarovanj	0	0	0	0	0	0	0	0	0
OBV	62	Druge tehnične rezervacije	0	0	0	0	0	0	0	0	0
OBV	7	Druge obveznosti	1.031	790	37	0	-26	45	13	5	133
OBV	71	Trgovinski krediti in avansi	882	846	-13	0	-8	-11	0	4	-17
OBV	79	Drugo	149	-56	50	0	-18	55	13	1	150
NETO		**Neto finančna sredstva**	-2.100	0	-2.248	14	-2.139	-5	-83	-35	266
			Gospodarstvo Slovenije/ *Total economy*	Nefinančne družbe/ *Non-financial corporations*	Finančne družbe/ *Financial corporations*	Centralna banka/ *Central Bank*	Druge denarne finančne institucije/ *Other monetary financial institutions*	Drugi finančni posredniki / *Other financial intermediaries*	Izvajalci pomožnih finančnih dejavnosti/ *Financial auxiliaries*	Zavarovalnice in pokojninski skladi/ *Insurance corporations and pension funds*	Država/ *General government*
			S1	S11	S12	S121	S122	S123	S124	S125	S13

S.11 – Non-financial corporations

Non-consolidated financial accounts – transactions 2006 B.1.1.2.

EUR millions

Institutional sectors												
S1311	S1313	S1314	S14	S15	S2	S21	S2111	S2112	S22	Financial instruments	Code	Item type
307	-1	-11	-54	-17	1.075	321	246	75	753	**Financial assets**	F	FAS
0	0	0	0	0	0	0	0	0	0	Monetary gold and SDRs	1	FAS
0	0	0	0	0	41	32	30	1	9	Currency and deposits	2	FAS
0	0	0	0	0	5	5	5	0	0	Currency	21	FAS
0	0	0	0	0	11	16	13	3	-5	Transferable deposits	22	FAS
0	0	0	0	0	26	11	13	-2	15	Other deposits	29	FAS
20	0	0	0	0	3	1	4	-3	2	Securities other than shares	3	FAS
21	0	0	0	0	2	-3	0	-2	5	Short-term	331	FAS
-1	0	0	0	0	3	5	4	0	-1	Long-term	332	FAS
0	0	0	0	0	-2	-1	0	-1	-2	Financial derivatives	34	FAS
-6	-2	0	-5	-2	185	108	56	52	77	Loans	4	FAS
-7	1	0	12	-1	157	129	101	28	28	Short-term	41	FAS
1	-2	0	-18	-1	28	-21	-45	24	49	Long-term	42	FAS
0	0	0	0	0	226	-78	-34	-44	304	Shares and other equity	5	FAS
0	0	0	0	0	55	-6	-5	-1	61	Quoted shares	511	FAS
0	0	0	0	0	-8	-46	-5	-40	38	Unquoted shares	512	FAS
0	0	0	0	0	173	-24	-21	-3	197	Other equity	513	FAS
0	0	0	0	0	6	-2	-3	1	8	Mutual funds shares	52	FAS
0	0	0	0	0	0	0	0	0	0	Insurance technical reserves	6	FAS
0	0	0	0	0	0	0	0	0	0	Life insurance reserves	611	FAS
0	0	0	0	0	0	0	0	0	0	Pension fund reserves	612	FAS
0	0	0	0	0	0	0	0	0	0	Other technical reserves	62	FAS
293	0	-11	-49	-16	619	258	190	68	361	Other accounts receivable	7	FAS
5	-1	-4	36	-16	617	264	192	72	353	Trade credits and advances	71	FAS
288	1	-7	-85	0	2	-6	-2	-4	8	Other	79	FAS
84	-45	-10	58	-11	932	605	403	202	327	**Liabilities**	F	LIA
0	0	0	0	0	0	0	0	0	0	Currency and deposits	2	LIA
0	0	0	0	0	0	0	0	0	0	Currency	21	LIA
0	0	0	0	0	0	0	0	0	0	Transferable deposits	22	LIA
0	0	0	0	0	0	0	0	0	0	Other deposits	29	LIA
-4	0	1	3	0	10	10	11	0	0	Securities other than shares	3	LIA
-7	0	1	-1	0	0	0	0	0	0	Short-term	331	LIA
3	0	0	3	0	4	4	4	0	0	Long-term	332	LIA
0	0	0	1	0	7	7	7	0	0	Financial derivatives	34	LIA
2	-2	0	-29	-4	170	164	52	112	6	Loans	4	LIA
0	0	0	-15	-4	178	171	154	17	7	Short-term	41	LIA
2	-2	0	-14	0	-8	-6	-102	95	-2	Long-term	42	LIA
-72	-19	-10	1	4	307	197	153	45	109	Shares and other equity	5	LIA
-83	-12	15	3	-1	164	75	55	20	89	Quoted shares	511	LIA
6	-5	-29	-96	1	-4	-22	-30	8	17	Unquoted shares	512	LIA
5	-2	4	94	4	146	143	127	16	3	Other equity	513	LIA
0	0	0	0	0	0	0	0	0	0	Mutual funds shares	52	LIA
0	0	0	0	0	0	0	0	0	0	Insurance technical reserves	6	LIA
0	0	0	0	0	0	0	0	0	0	Life insurance reserves	611	LIA
0	0	0	0	0	0	0	0	0	0	Pension fund reserves	612	LIA
0	0	0	0	0	0	0	0	0	0	Other technical reserves	62	LIA
158	-24	-1	82	-11	445	233	188	45	212	Other accounts payable	7	LIA
6	-25	1	69	-2	458	243	197	46	215	Trade credits and advances	71	LIA
152	1	-3	13	-9	-13	-10	-10	-1	-3	Other	79	LIA
223	44	-1	-112	-6	143	-284	-157	-127	427	**Net financial assets**		NETO
Centralna država/ *Central government*	Lokalna država/ *Local government*	Skladi socialne varnosti/ *Social security funds*	Gospodinjstva/ *Households*	Nepr. instit., ki opravljajo storitve za gospod./ *Non-profit institutions serving households*	Tujina/ *Rest of the world*	EU/ *European Union*	EMU/ *Members of the EMU*	Ostale članice EU/ *European Union, not EMU*	Ostali (izven EU)/ *Others (not EU)*			
S1311	S1313	S1314	S14	S15	S2	S21	S2111	S2112	S22			

B.1.1.2.

S.11 - nefinančne družbe

B.1.1.3. Nekonsolidirani finančni računi - vrednostne spremembe 2006

v mio EUR

B.1.1.3.

Vrsta post.	Oznaka	Finančni instrumenti	Institucionalni sektorji								
			S1	S11	S12	S121	S122	S123	S124	S125	S13
FSR	F	**Finančna sredstva**	1.054	724	316	0	107	110	44	55	10
FSR	1	Monetarno zlato in SDR	0	0	0	0	0	0	0	0	0
FSR	2	Gotovina in vloge	-2	0	-2	0	-2	0	0	0	0
FSR	21	Gotovina	0	0	0	0	0	0	0	0	0
FSR	22	Prenosljive vloge	4	0	4	0	4	0	0	0	0
FSR	29	Druge vloge	-6	0	-6	0	-6	0	0	0	0
FSR	3	Vrednostni papirji razen delnic	32	0	36	0	36	0	0	0	-4
FSR	331	Kratkoročni	0	0	0	0	0	0	0	0	0
FSR	332	Dolgoročni	13	0	17	0	17	0	0	0	-4
FSR	34	Izvedeni finančni instrumenti	19	0	19	0	19	0	0	0	0
FSR	4	Posojila	-32	-29	-1	0	0	-1	0	0	2
FSR	41	Kratkoročna	-21	-18	-1	0	0	-1	0	0	0
FSR	42	Dolgoročna	-12	-10	0	0	0	0	0	0	2
FSR	5	Delnice in drug lastniški kapital	985	686	299	0	100	110	44	46	0
FSR	511	Delnice, ki kotirajo	881	859	23	0	-1	22	1	0	0
FSR	512	Delnice, ki ne kotirajo	7	-189	196	0	101	11	40	45	0
FSR	513	Drug lastniški kapital	29	17	12	0	0	9	4	0	0
FSR	52	Delnice/enote investicijskih skladov	68	0	68	0	0	68	0	0	0
FSR	6	Zavarovalno tehnične rezervacije	10	0	10	0	0	0	0	10	0
FSR	611	Rezervacije iz življenjskih zavarovanj	0	0	0	0	0	0	0	0	0
FSR	612	Rezervacije iz pokojninskih zavarovanj	0	0	0	0	0	0	0	0	0
FSR	62	Druge tehnične rezervacije	10	0	10	0	0	0	0	10	0
FSR	7	Druge terjatve	62	67	-25	0	-27	1	0	0	11
FSR	71	Trgovinski krediti in avansi	66	54	1	0	0	1	0	0	4
FSR	79	Drugo	-4	13	-26	0	-27	0	0	0	7
OBV	F	**Obveznosti**	3.780	724	598	0	143	332	32	92	1.389
OBV	2	Gotovina in vloge	0	0	0	0	0	0	0	0	0
OBV	21	Gotovina	0	0	0	0	0	0	0	0	0
OBV	22	Prenosljive vloge	0	0	0	0	0	0	0	0	0
OBV	29	Druge vloge	0	0	0	0	0	0	0	0	0
OBV	3	Vrednostni papirji razen delnic	6	0	7	0	7	0	0	-1	0
OBV	331	Kratkoročni	0	0	0	0	0	0	0	0	0
OBV	332	Dolgoročni	-3	0	-2	0	-1	0	0	-1	0
OBV	34	Izvedeni finančni instrumenti	9	0	9	0	9	0	0	0	0
OBV	4	Posojila	-65	-29	-22	0	1	-22	0	0	-4
OBV	41	Kratkoročna	-29	-18	-7	0	-4	-3	0	0	0
OBV	42	Dolgoročna	-36	-10	-14	0	4	-19	0	0	-4
OBV	5	Delnice in drug lastniški kapital	3.750	686	614	0	139	351	32	92	1.383
OBV	511	Delnice, ki kotirajo	4.688	859	735	0	134	456	34	112	2.058
OBV	512	Delnice, ki ne kotirajo	-1.028	-189	-121	0	3	-103	-2	-19	-609
OBV	513	Drug lastniški kapital	90	17	0	0	2	-1	0	0	-66
OBV	52	Delnice/enote investicijskih skladov	0	0	0	0	0	0	0	0	0
OBV	6	Zavarovalno tehnične rezervacije	0	0	0	0	0	0	0	0	0
OBV	611	Rezervacije iz življenjskih zavarovanj	0	0	0	0	0	0	0	0	0
OBV	612	Rezervacije iz pokojninskih zavarovanj	0	0	0	0	0	0	0	0	0
OBV	62	Druge tehnične rezervacije	0	0	0	0	0	0	0	0	0
OBV	7	Druge obveznosti	89	67	-1	0	-4	2	0	0	10
OBV	71	Trgovinski krediti in avansi	61	54	1	0	-1	1	0	0	1
OBV	79	Drugo	27	13	-2	0	-4	1	0	0	9
NETO		**Neto finančna sredstva**	-2.726	0	-282	0	-36	-221	12	-37	-1.379
			Gospodarstvo Slovenije/ *Total economy*	Nefinančne družbe/ *Non-financial corporations*	Finančne družbe/ *Financial corporations*	Centralna banka/ *Central Bank*	Druge denarne finančne institucije/ *Other monetary financial institutions*	Drugi finančni posredniki / *Other financial intermediaries*	Izvajalci pomožnih finančnih dejavnosti/ *Financial auxiliaries*	Zavarovalnice in pokojninski skladi/ *Insurance corporations and pension funds*	Država/ *General government*
			S1	S11	S12	S121	S122	S123	S124	S125	S13

S.11 – Non-financial corporations

Non-consolidated financial accounts – revaluation changes 2006 B.1.1.3.

EUR millions

Institutional sectors												
S1311	S1313	S1314	S14	S15	S2	S21	S2111	S2112	S22	Financial instruments	Code	Item type
9	0	1	4	0	115	-92	-152	60	207	**Financial assets**	F	FAS
0	0	0	0	0	0	0	0	0	0	Monetary gold and SDRs	1	FAS
0	0	0	0	0	0	0	0	0	0	Currency and deposits	2	FAS
0	0	0	0	0	0	0	0	0	0	Currency	21	FAS
0	0	0	0	0	0	0	0	0	0	Transferable deposits	22	FAS
0	0	0	0	0	0	0	0	0	0	Other deposits	29	FAS
-4	0	0	0	0	-1	0	0	0	0	Securities other than shares	3	FAS
0	0	0	0	0	0	0	0	0	0	Short-term	331	FAS
-4	0	0	0	0	-1	0	0	0	0	Long-term	332	FAS
0	0	0	0	0	0	0	0	0	0	Financial derivatives	34	FAS
3	-1	0	-5	0	-181	-123	-91	-32	-58	Loans	4	FAS
0	0	0	-1	0	-166	-133	-108	-25	-33	Short-term	41	FAS
3	-1	0	-3	0	-15	9	17	-8	-25	Long-term	42	FAS
0	0	0	0	0	-215	-238	-242	4	24	Shares and other equity	5	FAS
0	0	0	0	0	10	4	3	1	6	Quoted shares	511	FAS
0	0	0	0	0	-251	-246	-247	1	-5	Unquoted shares	512	FAS
0	0	0	0	0	25	3	2	1	22	Other equity	513	FAS
0	0	0	0	0	1	1	1	0	1	Mutual funds shares	52	FAS
0	0	0	0	0	0	0	0	0	0	Insurance technical reserves	6	FAS
0	0	0	0	0	0	0	0	0	0	Life insurance reserves	611	FAS
0	0	0	0	0	0	0	0	0	0	Pension fund reserves	612	FAS
0	0	0	0	0	0	0	0	0	0	Other technical reserves	62	FAS
9	1	1	9	0	511	270	181	89	241	Other accounts receivable	7	FAS
2	1	1	6	0	168	110	79	31	59	Trade credits and advances	71	FAS
7	0	0	2	0	343	160	103	58	183	Other	79	FAS
1.184	-105	309	1.074	-5	253	110	6	104	142	**Liabilities**	F	LIA
0	0	0	0	0	0	0	0	0	0	Currency and deposits	2	LIA
0	0	0	0	0	0	0	0	0	0	Currency	21	LIA
0	0	0	0	0	0	0	0	0	0	Transferable deposits	22	LIA
0	0	0	0	0	0	0	0	0	0	Other deposits	29	LIA
0	0	0	0	0	0	0	0	0	0	Securities other than shares	3	LIA
0	0	0	0	0	0	0	0	0	0	Short-term	331	LIA
0	0	0	0	0	0	0	0	0	0	Long-term	332	LIA
0	0	0	0	0	0	0	0	0	0	Financial derivatives	34	LIA
-4	0	0	-11	0	-243	-215	-221	6	-28	Loans	4	LIA
0	0	0	-4	0	-159	-157	-157	-1	-2	Short-term	41	LIA
-4	0	0	-7	0	-83	-57	-64	6	-26	Long-term	42	LIA
1.180	-105	308	1.072	-5	213	105	85	20	108	Shares and other equity	5	LIA
1.692	7	359	1.034	2	152	89	69	19	64	Quoted shares	511	LIA
-561	5	-54	-101	-6	87	37	30	7	50	Unquoted shares	512	LIA
49	-117	2	139	0	-27	-20	-14	-6	-6	Other equity	513	LIA
0	0	0	0	0	0	0	0	0	0	Mutual funds shares	52	LIA
0	0	0	0	0	0	0	0	0	0	Insurance technical reserves	6	LIA
0	0	0	0	0	0	0	0	0	0	Life insurance reserves	611	LIA
0	0	0	0	0	0	0	0	0	0	Pension fund reserves	612	LIA
0	0	0	0	0	0	0	0	0	0	Other technical reserves	62	LIA
8	1	1	13	0	282	220	142	78	62	Other accounts payable	7	LIA
1	1	0	5	0	432	390	313	77	42	Trade credits and advances	71	LIA
8	0	1	8	0	-149	-170	-171	1	20	Other	79	LIA
-1.176	105	-308	-1.070	5	-138	-202	-159	-44	65	**Net financial assets**		NETO
Centralna država/ *Central government*	Lokalna država/ *Local government*	Skladi socialne varnosti/ *Social security funds*	Gospodinjstva/ *Households*	Nepr. instit., ki opravljajo storitve za gospod./ *Non-profit institutions serving households*	Tujina/ *Rest of the world*	EU/ *European Union*	EMU/ *Members of the EMU*	Ostale članice EU/ *European Union, not EMU*	Ostali (izven EU)/ *Others (not EU)*			
S1311	S1313	S1314	S14	S15	S2	S21	S2111	S2112	S22			

B.1.1.3.

S.11 - nefinančne družbe

B.1.1.4. Nekonsolidirani finančni računi - stanja 2006 (konec leta)

v mio EUR

B.1.1.4.

Vrsta post.	Oznaka	Finančni instrumenti	Institucionalni sektorji								
			S1	S11	S12	S121	S122	S123	S124	S125	S13
FSR	F	**Finančna sredstva**	30.071	21.348	5.824	48	4.239	880	138	519	1.704
FSR	1	Monetarno zlato in SDR	0	0	0	0	0	0	0	0	0
FSR	2	Gotovina in vloge	3.379	0	3.379	47	3.333	0	0	0	0
FSR	21	Gotovina	47	0	47	47	0	0	0	0	0
FSR	22	Prenosljive vloge	1.227	0	1.227	0	1.227	0	0	0	0
FSR	29	Druge vloge	2.106	0	2.106	0	2.106	0	0	0	0
FSR	3	Vrednostni papirji razen delnic	530	82	241	0	227	3	2	10	206
FSR	331	Kratkoročni	111	45	10	0	7	3	0	0	56
FSR	332	Dolgoročni	357	37	169	0	158	0	2	10	151
FSR	34	Izvedeni finančni instrumenti	63	0	63	0	63	0	0	0	0
FSR	4	Posojila	2.566	2.068	92	0	1	61	30	0	70
FSR	41	Kratkoročna	1.549	1.341	88	0	1	58	29	0	5
FSR	42	Dolgoročna	1.017	727	4	0	0	3	1	0	65
FSR	5	Delnice in drug lastniški kapital	13.508	12.001	1.507	0	611	643	90	164	0
FSR	511	Delnice, ki kotirajo	2.585	2.401	184	0	2	175	2	5	0
FSR	512	Delnice, ki ne kotirajo	4.773	3.921	851	0	607	30	56	159	0
FSR	513	Drug lastniški kapital	5.771	5.679	92	0	0	60	32	0	0
FSR	52	Delnice/enote investicijskih skladov	379	0	379	0	1	379	0	0	0
FSR	6	Zavarovalno tehnične rezervacije	334	0	334	0	0	0	0	334	0
FSR	611	Rezervacije iz življenjskih zavarovanj	0	0	0	0	0	0	0	0	0
FSR	612	Rezervacije iz pokojninskih zavarovanj	0	0	0	0	0	0	0	0	0
FSR	62	Druge tehnične rezervacije	334	0	334	0	0	0	0	334	0
FSR	7	Druge terjatve	9.753	7.197	270	1	67	174	16	12	1.428
FSR	71	Trgovinski krediti in avansi	7.385	6.167	138	1	24	99	5	8	384
FSR	79	Drugo	2.368	1.030	132	0	43	74	11	4	1.044
OBV	F	**Obveznosti**	58.672	21.348	18.736	0	13.852	4.036	290	558	8.937
OBV	2	Gotovina in vloge	0	0	0	0	0	0	0	0	0
OBV	21	Gotovina	0	0	0	0	0	0	0	0	0
OBV	22	Prenosljive vloge	0	0	0	0	0	0	0	0	0
OBV	29	Druge vloge	0	0	0	0	0	0	0	0	0
OBV	3	Vrednostni papirji razen delnic	484	82	338	0	211	20	0	107	29
OBV	331	Kratkoročni	55	45	5	0	2	2	0	1	1
OBV	332	Dolgoročni	412	37	316	0	192	18	0	106	29
OBV	34	Izvedeni finančni instrumenti	18	0	16	0	16	0	0	0	0
OBV	4	Posojila	17.866	2.068	14.741	0	12.810	1.877	35	20	278
OBV	41	Kratkoročna	6.896	1.341	5.283	0	4.985	254	35	9	0
OBV	42	Dolgoročna	10.971	727	9.459	0	7.824	1.623	1	11	277
OBV	5	Delnice in drug lastniški kapital	29.943	12.001	3.230	0	739	1.861	231	399	7.232
OBV	511	Delnice, ki kotirajo	10.554	2.401	2.017	0	443	1.190	101	282	3.246
OBV	512	Delnice, ki ne kotirajo	7.668	3.921	897	0	201	519	93	84	1.615
OBV	513	Drug lastniški kapital	11.721	5.679	316	0	95	151	37	33	2.371
OBV	52	Delnice/enote investicijskih skladov	0	0	0	0	0	0	0	0	0
OBV	6	Zavarovalno tehnične rezervacije	0	0	0	0	0	0	0	0	0
OBV	611	Rezervacije iz življenjskih zavarovanj	0	0	0	0	0	0	0	0	0
OBV	612	Rezervacije iz pokojninskih zavarovanj	0	0	0	0	0	0	0	0	0
OBV	62	Druge tehnične rezervacije	0	0	0	0	0	0	0	0	0
OBV	7	Druge obveznosti	10.379	7.197	427	0	92	279	23	32	1.398
OBV	71	Trgovinski krediti in avansi	7.001	6.167	139	0	2	110	6	21	124
OBV	79	Drugo	3.378	1.030	287	0	90	169	17	11	1.274
NETO		**Neto finančna sredstva**	-28.602	0	-12.912	48	-9.613	-3.156	-152	-39	-7.232
			Gospodarstvo Slovenije/ *Total economy*	Nefinančne družbe/ *Non-financial corporations*	Finančne družbe/ *Financial corporations*	Centralna banka/ *Central Bank*	Druge denarne finančne institucije/ *Other monetary financial institutions*	Drugi finančni posredniki / *Other financial intermediaries*	Izvajalci pomožnih finančnih dejavnosti/ *Financial auxiliaries*	Zavarovalnice in pokojninski skladi/ *Insurance corporations and pension funds*	Država/ *General government*
			S1	S11	S12	S121	S122	S123	S124	S125	S13

S.11 – Non-financial corporations

Non-consolidated financial accounts – outstanding amounts 2006 (end of year) B.1.1.4.

EUR millions

Institutional sectors												
S1311	S1313	S1314	S14	S15	S2	S21	S2111	S2112	S22	Financial instruments	Code	Item type
1.436	237	31	1.164	30	7.611	3.224	2.482	742	4.387	**Financial assets**	F	FAS
0	0	0	0	0	0	0	0	0	0	Monetary gold and SDRs	1	FAS
0	0	0	0	0	103	76	66	10	27	Currency and deposits	2	FAS
0	0	0	0	0	25	25	24	0	0	Currency	21	FAS
0	0	0	0	0	41	31	22	10	10	Transferable deposits	22	FAS
0	0	0	0	0	37	20	20	0	17	Other deposits	29	FAS
206	0	0	0	0	41	22	19	4	19	Securities other than shares	3	FAS
56	0	0	0	0	10	4	2	2	6	Short-term	331	FAS
151	0	0	0	0	28	18	16	1	11	Long-term	332	FAS
0	0	0	0	0	3	1	1	0	2	Financial derivatives	34	FAS
7	63	0	329	7	579	242	152	90	337	Loans	4	FAS
0	5	0	111	4	181	98	51	47	83	Short-term	41	FAS
7	58	0	218	3	398	144	102	42	254	Long-term	42	FAS
0	0	0	0	0	2.172	583	495	88	1.589	Shares and other equity	5	FAS
0	0	0	0	0	215	19	11	7	196	Quoted shares	511	FAS
0	0	0	0	0	461	336	326	10	125	Unquoted shares	512	FAS
0	0	0	0	0	1.476	218	148	69	1.258	Other equity	513	FAS
0	0	0	0	0	21	10	9	1	11	Mutual funds shares	52	FAS
0	0	0	0	0	0	0	0	0	0	Insurance technical reserves	6	FAS
0	0	0	0	0	0	0	0	0	0	Life insurance reserves	611	FAS
0	0	0	0	0	0	0	0	0	0	Pension fund reserves	612	FAS
0	0	0	0	0	0	0	0	0	0	Other technical reserves	62	FAS
1.223	174	31	834	23	4.715	2.301	1.750	551	2.414	Other accounts receivable	7	FAS
216	139	29	675	20	4.198	2.102	1.613	489	2.096	Trade credits and advances	71	FAS
1.007	35	2	159	4	517	199	137	61	319	Other	79	FAS
6.874	553	1.510	9.552	99	12.367	9.572	7.351	2.221	2.796	**Liabilities**	F	LIA
0	0	0	0	0	0	0	0	0	0	Currency and deposits	2	LIA
0	0	0	0	0	0	0	0	0	0	Currency	21	LIA
0	0	0	0	0	0	0	0	0	0	Transferable deposits	22	LIA
0	0	0	0	0	0	0	0	0	0	Other deposits	29	LIA
21	0	8	35	0	27	27	27	1	0	Securities other than shares	3	LIA
0	0	1	3	0	0	0	0	0	0	Short-term	331	LIA
21	0	8	30	0	17	17	17	0	0	Long-term	332	LIA
0	0	0	1	0	11	11	10	1	0	Financial derivatives	34	LIA
274	4	0	770	10	2.983	2.783	1.602	1.181	200	Loans	4	LIA
0	0	0	269	3	97	90	74	17	6	Short-term	41	LIA
274	4	0	501	7	2.887	2.693	1.528	1.164	194	Long-term	42	LIA
5.473	456	1.303	7.416	64	5.488	3.728	3.242	486	1.759	Shares and other equity	5	LIA
2.276	23	947	2.885	5	565	330	278	53	234	Quoted shares	511	LIA
1.282	83	249	1.212	22	1.870	959	797	162	911	Unquoted shares	512	LIA
1.915	350	106	3.318	37	3.053	2.439	2.167	271	614	Other equity	513	LIA
0	0	0	0	0	0	0	0	0	0	Mutual funds shares	52	LIA
0	0	0	0	0	0	0	0	0	0	Insurance technical reserves	6	LIA
0	0	0	0	0	0	0	0	0	0	Life insurance reserves	611	LIA
0	0	0	0	0	0	0	0	0	0	Pension fund reserves	612	LIA
0	0	0	0	0	0	0	0	0	0	Other technical reserves	62	LIA
1.106	93	199	1.332	25	3.869	3.034	2.480	554	836	Other accounts payable	7	LIA
54	61	9	553	17	3.665	2.874	2.330	544	791	Trade credits and advances	71	LIA
1.053	32	190	779	8	204	159	150	9	45	Other	79	LIA
-5.437	-316	-1.479	-8.389	-69	-4.757	-6.348	-4.868	-1.480	1.591	**Net financial assets**		NETO
Centralna država/ *Central government*	Lokalna država/ *Local government*	Skladi socialne varnosti/ *Social security funds*	Gospodinjstva/ *Households*	Nepr. instit., ki opravljajo storitve za gospod./ *Non-profit institutions serving households*	Tujina/ *Rest of the world*	EU/ *European Union*	EMU/ *Members of the EMU*	Ostale članice EU/ *European Union, not EMU*	Ostali (izven EU)/ *Others (not EU)*			
S1311	S1313	S1314	S14	S15	S2	S21	S2111	S2112	S22			

B.1.1.4.

S.12 - finančne družbe

B.1.2.1. Nekonsolidirani finančni računi - stanja 2005 (konec leta)

v mio EUR

B.1.2.1.

Vrsta post.	Oznaka	Finančni instrumenti	Institucionalni sektorji								
			S1	S11	S12	S121	S122	S123	S124	S125	S13
FSR	F	**Finančna sredstva**	35.942	15.512	9.744	4.977	2.927	1.379	82	378	5.360
FSR	1	Monetarno zlato in SDR	0	0	0	0	0	0	0	0	0
FSR	2	Gotovina in vloge	2.528	0	2.528	1.434	1.094	0	0	0	0
FSR	21	Gotovina	132	0	132	132	0	0	0	0	0
FSR	22	Prenosljive vloge	565	0	565	441	124	0	0	0	0
FSR	29	Druge vloge	1.830	0	1.830	861	970	0	0	0	0
FSR	3	Vrednostni papirji razen delnic	9.376	351	4.464	3.543	880	6	1	34	4.561
FSR	331	Kratkoročni	3.745	3	3.550	3.543	5	1	0	0	192
FSR	332	Dolgoročni	5.616	336	911	0	874	3	1	33	4.369
FSR	34	Izvedeni finančni instrumenti	15	12	3	0	1	2	0	0	0
FSR	4	Posojila	19.083	11.977	1.432	0	614	765	53	0	685
FSR	41	Kratkoročna	5.458	4.309	455	0	93	317	45	0	66
FSR	42	Dolgoročna	13.625	7.668	977	0	520	448	8	0	619
FSR	5	Delnice in drug lastniški kapital	3.814	2.793	1.022	0	305	586	21	109	0
FSR	511	Delnice, ki kotirajo	1.514	1.392	121	0	4	112	0	5	0
FSR	512	Delnice, ki ne kotirajo	1.498	1.066	432	0	301	15	12	104	0
FSR	513	Drug lastniški kapital	432	334	98	0	0	90	8	0	0
FSR	52	Delnice/enote investicijskih skladov	370	0	370	0	1	370	0	0	0
FSR	6	Zavarovalno tehnične rezervacije	213	0	213	0	0	0	0	213	0
FSR	611	Rezervacije iz življenjskih zavarovanj	0	0	0	0	0	0	0	0	0
FSR	612	Rezervacije iz pokojninskih zavarovanj	0	0	0	0	0	0	0	0	0
FSR	62	Druge tehnične rezervacije	213	0	213	0	0	0	0	213	0
FSR	7	Druge terjatve	928	391	85	0	34	22	7	22	114
FSR	71	Trgovinski krediti in avansi	311	152	19	0	2	6	2	9	5
FSR	79	Drugo	617	239	66	0	32	16	5	13	109
OBV	F	**Obveznosti**	33.478	5.129	9.744	2	7.030	1.271	118	1.322	2.846
OBV	2	Gotovina in vloge	18.315	3.157	2.528	1	1.731	355	56	385	1.251
OBV	21	Gotovina	896	34	132	0	129	1	2	0	2
OBV	22	Prenosljive vloge	6.830	1.094	565	0	493	49	19	5	284
OBV	29	Druge vloge	10.589	2.029	1.830	0	1.109	306	35	380	966
OBV	3	Vrednostni papirji razen delnic	4.856	211	4.464	0	3.949	142	2	371	153
OBV	331	Kratkoročni	3.571	21	3.550	0	3.549	0	0	0	0
OBV	332	Dolgoročni	1.279	187	911	0	397	142	2	371	153
OBV	34	Izvedeni finančni instrumenti	6	3	3	0	3	0	0	0	0
OBV	4	Posojila	1.572	87	1.432	0	863	540	22	7	7
OBV	41	Kratkoročna	560	81	455	0	338	102	9	6	0
OBV	42	Dolgoročna	1.012	7	977	0	525	437	13	1	7
OBV	5	Delnice in drug lastniški kapital	5.258	1.121	1.022	0	405	221	29	367	1.122
OBV	511	Delnice, ki kotirajo	387	141	121	0	23	42	3	53	2
OBV	512	Delnice, ki ne kotirajo	2.249	618	432	0	232	62	12	125	1.105
OBV	513	Drug lastniški kapital	246	73	98	0	63	16	5	14	0
OBV	52	Delnice/enote investicijskih skladov	2.375	290	370	0	87	101	8	174	15
OBV	6	Zavarovalno tehnične rezervacije	2.723	297	213	0	53	2	2	156	1
OBV	611	Rezervacije iz življenjskih zavarovanj	1.069	0	0	0	0	0	0	0	0
OBV	612	Rezervacije iz pokojninskih zavarovanj	510	0	0	0	0	0	0	0	0
OBV	62	Druge tehnične rezervacije	1.144	297	213	0	53	2	2	156	1
OBV	7	Druge obveznosti	755	256	85	1	29	12	7	36	311
OBV	71	Trgovinski krediti in avansi	228	149	19	1	1	2	2	13	32
OBV	79	Drugo	527	108	66	0	27	10	5	23	279
NETO		**Neto finančna sredstva**	2.464	10.382	0	4.975	-4.104	108	-37	-944	2.515
			Gospodarstvo Slovenije/ *Total economy*	Nefinančne družbe/ *Non-financial corporations*	Finančne družbe/ *Financial corporations*	Centralna banka/ *Central Bank*	Druge denarne finančne institucije/ *Other monetary financial institutions*	Drugi finančni posredniki / *Other financial intermediaries*	Izvajalci pomožnih finančnih dejavnosti/ *Financial auxiliaries*	Zavarovalnice in pokojninski skladi/ *Insurance corporations and pension funds*	Država/ *General government*
			S1	S11	S12	S121	S122	S123	S124	S125	S13

S.12 – Financial corporations

Non-consolidated financial accounts – outstanding amounts 2005 (end of year) B.1.2.1.

EUR millions

Institutional sectors												
S1311	S1313	S1314	S14	S15	S2	S21	S2111	S2112	S22	Financial instruments	Code	Item type
5.182	157	22	5.298	29	12.136	9.118	7.490	1.628	3.018	**Financial assets**	F	FAS
0	0	0	0	0	80	70	35	36	10	Monetary gold and SDRs	1	FAS
0	0	0	0	0	2.931	2.619	1.928	691	312	Currency and deposits	2	FAS
0	0	0	0	0	49	36	33	2	13	Currency	21	FAS
0	0	0	0	0	445	410	364	46	35	Transferable deposits	22	FAS
0	0	0	0	0	2.437	2.173	1.530	643	264	Other deposits	29	FAS
4.561	0	0	0	0	6.971	5.732	4.959	773	1.238	Securities other than shares	3	FAS
192	0	0	0	0	2	2	1	1	0	Short-term	331	FAS
4.369	0	0	0	0	6.962	5.726	4.954	772	1.236	Long-term	332	FAS
0	0	0	0	0	7	4	4	0	2	Financial derivatives	34	FAS
517	148	20	4.964	25	925	159	127	31	766	Loans	4	FAS
45	4	17	622	6	269	62	43	19	207	Short-term	41	FAS
472	144	3	4.341	19	656	97	84	13	559	Long-term	42	FAS
0	0	0	0	0	1.052	493	409	84	559	Shares and other equity	5	FAS
0	0	0	0	0	550	285	218	67	265	Quoted shares	511	FAS
0	0	0	0	0	310	87	71	16	223	Unquoted shares	512	FAS
0	0	0	0	0	15	9	9	0	6	Other equity	513	FAS
0	0	0	0	0	178	113	112	1	65	Mutual funds shares	52	FAS
0	0	0	0	0	14	14	8	6	0	Insurance technical reserves	6	FAS
0	0	0	0	0	0	0	0	0	0	Life insurance reserves	611	FAS
0	0	0	0	0	0	0	0	0	0	Pension fund reserves	612	FAS
0	0	0	0	0	14	14	8	6	0	Other technical reserves	62	FAS
103	9	2	334	4	164	31	24	6	133	Other accounts receivable	7	FAS
3	2	0	133	3	22	15	13	2	7	Trade credits and advances	71	FAS
100	7	1	202	0	141	16	11	5	126	Other	79	FAS
2.244	319	282	15.501	258	12.561	11.723	10.202	1.521	838	**Liabilities**	F	LIA
870	300	82	11.143	236	2.343	1.879	1.843	36	464	Currency and deposits	2	LIA
0	2	0	728	0	0	0	0	0	0	Currency	21	LIA
203	76	5	4.780	107	269	137	127	10	132	Transferable deposits	22	LIA
666	222	77	5.635	130	2.074	1.742	1.716	26	332	Other deposits	29	LIA
109	2	42	28	0	351	344	173	171	7	Securities other than shares	3	LIA
0	0	0	0	0	0	0	0	0	0	Short-term	331	LIA
109	2	42	27	0	338	333	164	169	5	Long-term	332	LIA
0	0	0	0	0	13	11	9	2	2	Financial derivatives	34	LIA
7	0	0	45	0	8.749	8.482	7.225	1.257	267	Loans	4	LIA
0	0	0	23	0	673	580	551	29	93	Short-term	41	LIA
7	0	0	21	0	8.077	7.903	6.674	1.229	174	Long-term	42	LIA
963	11	148	1.973	20	977	956	911	45	22	Shares and other equity	5	LIA
0	0	1	123	0	7	4	3	1	3	Quoted shares	511	LIA
958	8	139	85	10	810	805	769	37	5	Unquoted shares	512	LIA
0	0	0	75	0	137	129	129	0	8	Other equity	513	LIA
5	2	8	1.691	9	23	18	10	7	6	Mutual funds shares	52	LIA
0	0	0	2.211	0	82	23	19	4	59	Insurance technical reserves	6	LIA
0	0	0	1.069	0	0	0	0	0	0	Life insurance reserves	611	LIA
0	0	0	510	0	0	0	0	0	0	Pension fund reserves	612	LIA
0	0	0	632	0	82	23	19	4	59	Other technical reserves	62	LIA
295	6	10	102	1	58	39	31	8	19	Other accounts payable	7	LIA
27	3	2	28	0	18	15	13	2	3	Trade credits and advances	71	LIA
268	3	8	73	1	41	25	19	6	16	Other	79	LIA
2.937	-162	-261	-10.203	-229	-425	-2.605	-2.712	107	2.180	**Net financial assets**		NETO
Centralna država/ *Central government*	Lokalna država/ *Local government*	Skladi socialne varnosti/ *Social security funds*	Gospodinjstva/ *Households*	Nepr. instit., ki opravljajo storitve za gospod./ *Non-profit institutions serving households*	Tujina/ *Rest of the world*	EU/ *European Union*	EMU/ *Members of the EMU*	Ostale članice EU/ *European Union, not EMU*	Ostali (izven EU)/ *Others (not EU)*			
S1311	S1313	S1314	S14	S15	S2	S21	S2111	S2112	S22			

B.1.2.1.

S.12 - finančne družbe

B.1.2.2. Nekonsolidirani finančni računi - transakcije 2004

v mio EUR

B.1.2.2.

Vrsta post.	Oznaka	Finančni instrumenti	Institucionalni sektorji								
			S1	S11	S12	S121	S122	S123	S124	S125	S13
FSR	F	**Finančna sredstva**	4.106	2.626	13	-1.200	525	632	55	1	201
FSR	1	Monetarno zlato in SDR	0	0	0	0	0	0	0	0	0
FSR	2	Gotovina in vloge	758	0	758	518	239	0	0	0	0
FSR	21	Gotovina	37	0	37	37	0	0	0	0	0
FSR	22	Prenosljive vloge	534	0	534	377	157	0	0	0	0
FSR	29	Druge vloge	187	0	187	105	82	0	0	0	0
FSR	3	Vrednostni papirji razen delnic	-1.419	-20	-1.612	-1.719	96	10	0	0	212
FSR	331	Kratkoročni	-1.686	2	-1.705	-1.719	0	14	0	0	17
FSR	332	Dolgoročni	271	-18	93	0	96	-3	0	0	196
FSR	34	Izvedeni finančni instrumenti	-4	-4	0	0	0	-1	0	0	0
FSR	4	Posojila	4.740	2.786	665	0	180	431	63	-9	-20
FSR	41	Kratkoročna	1.451	981	216	0	-20	184	61	-9	7
FSR	42	Dolgoročna	3.290	1.805	449	0	199	247	3	0	-26
FSR	5	Delnice in drug lastniški kapital	21	-177	198	0	1	194	-6	9	0
FSR	511	Delnice, ki kotirajo	-55	-111	56	0	0	57	0	-1	0
FSR	512	Delnice, ki ne kotirajo	-37	-48	10	0	1	2	-3	10	0
FSR	513	Drug lastniški kapital	-12	-18	6	0	0	9	-3	0	0
FSR	52	Delnice/enote investicijskih skladov	125	0	125	0	0	126	0	0	0
FSR	6	Zavarovalno tehnične rezervacije	13	0	13	0	0	0	0	13	0
FSR	611	Rezervacije iz življenjskih zavarovanj	0	0	0	0	0	0	0	0	0
FSR	612	Rezervacije iz pokojninskih zavarovanj	0	0	0	0	0	0	0	0	0
FSR	62	Druge tehnične rezervacije	13	0	13	0	0	0	0	13	0
FSR	7	Druge terjatve	-7	37	-8	0	9	-3	-2	-11	9
FSR	71	Trgovinski krediti in avansi	66	-13	-3	0	2	-2	1	-4	10
FSR	79	Drugo	-73	50	-5	0	7	-1	-3	-7	-1
OBV	F	**Obveznosti**	1.844	378	13	6	-340	247	41	59	451
OBV	2	Gotovina in vloge	1.794	225	758	1	623	105	34	-5	354
OBV	21	Gotovina	-258	13	37	1	35	0	1	0	1
OBV	22	Prenosljive vloge	1.197	129	534	0	431	84	14	5	-51
OBV	29	Druge vloge	855	83	187	0	157	22	19	-10	403
OBV	3	Vrednostni papirji razen delnic	-1.658	-5	-1.612	0	-1.602	0	0	-10	-40
OBV	331	Kratkoročni	-1.716	-11	-1.705	0	-1.705	0	0	0	0
OBV	332	Dolgoročni	16	-35	93	0	104	0	0	-10	-41
OBV	34	Izvedeni finančni instrumenti	41	41	0	0	-1	1	0	0	1
OBV	4	Posojila	662	6	665	0	587	81	4	-7	-7
OBV	41	Kratkoročna	227	8	216	0	267	-43	-3	-6	0
OBV	42	Dolgoročna	435	-2	449	0	319	124	6	-1	-7
OBV	5	Delnice in drug lastniški kapital	389	86	198	0	43	60	5	89	-5
OBV	511	Delnice, ki kotirajo	65	21	56	0	11	39	5	0	-1
OBV	512	Delnice, ki ne kotirajo	34	37	10	0	0	3	0	8	-15
OBV	513	Drug lastniški kapital	4	6	6	0	0	-2	-2	10	0
OBV	52	Delnice/enote investicijskih skladov	286	22	125	0	33	20	2	71	10
OBV	6	Zavarovalno tehnične rezervacije	471	27	13	0	6	-1	-1	9	15
OBV	611	Rezervacije iz življenjskih zavarovanj	237	0	0	0	0	0	0	0	0
OBV	612	Rezervacije iz pokojninskih zavarovanj	136	0	0	0	0	0	0	0	0
OBV	62	Druge tehnične rezervacije	98	27	13	0	6	-1	-1	9	15
OBV	7	Druge obveznosti	186	39	-8	5	3	1	0	-18	134
OBV	71	Trgovinski krediti in avansi	-25	-11	-3	0	2	1	1	-6	-16
OBV	79	Drugo	211	50	-5	5	2	0	-1	-11	149
NETO		**Neto finančna sredstva**	2.261	2.248	0	-1.206	865	385	14	-58	-250
			Gospodarstvo Slovenije/ *Total economy*	Nefinančne družbe/ *Non-financial corporations*	Finančne družbe/ *Financial corporations*	Centralna banka/ *Central Bank*	Druge denarne finančne institucije/ *Other monetary financial institutions*	Drugi finančni posredniki / *Other financial intermediaries*	Izvajalci pomožnih finančnih dejavnosti/ *Financial auxiliaries*	Zavarovalnice in pokojninski skladi/ *Insurance corporations and pension funds*	Država/ *General government*
			S1	S11	S12	S121	S122	S123	S124	S125	S13

S.12 – Financial corporations

Non-consolidated financial accounts – transactions 2004 B.1.2.2.

EUR millions

Institutional sectors												
S1311	S1313	S1314	S14	S15	S2	S21	S2111	S2112	S22	Financial instruments	Code	Item type
188	30	-17	1.263	1	1.345	-15	273	-288	1.360	**Financial assets**	F	FAS
0	0	0	0	0	0	-35	-35	0	36	Monetary gold and SDRs	1	FAS
0	0	0	0	0	-401	-453	-132	-321	53	Currency and deposits	2	FAS
0	0	0	0	0	20	13	13	0	7	Currency	21	FAS
0	0	0	0	0	113	82	94	-11	30	Transferable deposits	22	FAS
0	0	0	0	0	-533	-549	-239	-310	16	Other deposits	29	FAS
212	0	0	0	0	437	117	165	-48	320	Securities other than shares	3	FAS
17	0	0	0	0	301	293	288	5	8	Short-term	331	FAS
196	0	0	0	0	129	-184	-131	-53	313	Long-term	332	FAS
0	0	0	0	0	7	8	8	0	0	Financial derivatives	34	FAS
-35	33	-17	1.306	4	613	58	20	38	555	Loans	4	FAS
21	3	-17	246	2	144	36	29	7	108	Short-term	41	FAS
-56	30	0	1.060	2	469	22	-9	31	447	Long-term	42	FAS
0	0	0	0	0	577	200	165	34	377	Shares and other equity	5	FAS
0	0	0	0	0	458	163	114	49	294	Quoted shares	511	FAS
0	0	0	0	0	6	-36	-18	-18	42	Unquoted shares	512	FAS
0	0	0	0	0	9	-5	-5	0	14	Other equity	513	FAS
0	0	0	0	0	104	78	75	3	27	Mutual funds shares	52	FAS
0	0	0	0	0	11	9	14	-6	2	Insurance technical reserves	6	FAS
0	0	0	0	0	0	0	0	0	0	Life insurance reserves	611	FAS
0	0	0	0	0	0	0	0	0	0	Pension fund reserves	612	FAS
0	0	0	0	0	11	9	14	-6	2	Other technical reserves	62	FAS
11	-2	0	-42	-2	107	90	75	15	17	Other accounts receivable	7	FAS
10	-1	0	75	-3	1	-5	-6	1	6	Trade credits and advances	71	FAS
1	-1	0	-118	0	106	95	82	14	11	Other	79	FAS
454	35	-38	969	32	3.281	3.099	3.200	-101	182	**Liabilities**	F	LIA
355	36	-38	420	37	1.027	901	839	62	126	Currency and deposits	2	LIA
1	0	0	-310	0	0	0	0	0	0	Currency	21	LIA
-55	-4	8	558	26	9	2	-28	30	7	Transferable deposits	22	LIA
409	40	-46	171	11	1.018	899	867	32	119	Other deposits	29	LIA
-36	1	-5	-1	0	34	38	42	-4	-4	Securities other than shares	3	LIA
0	0	0	0	0	0	0	0	0	0	Short-term	331	LIA
-36	1	-5	-1	0	28	33	38	-6	-4	Long-term	332	LIA
0	0	1	0	0	5	5	4	1	0	Financial derivatives	34	LIA
-7	0	0	-3	0	2.045	1.987	2.135	-148	58	Loans	4	LIA
0	0	0	2	0	-108	-255	-306	50	147	Short-term	41	LIA
-7	0	0	-5	0	2.153	2.242	2.441	-199	-89	Long-term	42	LIA
-6	0	2	116	-6	150	150	156	-6	0	Shares and other equity	5	LIA
0	0	-1	-11	0	-1	-3	-3	0	2	Quoted shares	511	LIA
-14	0	0	1	0	148	148	147	1	0	Unquoted shares	512	LIA
0	0	0	-8	0	10	9	10	0	1	Other equity	513	LIA
8	0	2	134	-5	-7	-5	2	-7	-3	Mutual funds shares	52	LIA
12	1	2	416	0	10	3	4	-1	7	Insurance technical reserves	6	LIA
0	0	0	237	0	0	0	0	0	0	Life insurance reserves	611	LIA
0	0	0	136	0	0	0	0	0	0	Pension fund reserves	612	LIA
12	1	2	42	0	10	3	4	-1	7	Other technical reserves	62	LIA
136	-2	0	21	0	16	20	22	-2	-4	Other accounts payable	7	LIA
-11	-3	-2	4	0	-3	-3	-2	-1	0	Trade credits and advances	71	LIA
146	0	2	17	0	19	23	25	-2	-3	Other	79	LIA
-266	-5	21	294	-31	-1.936	-3.114	-2.927	-188	1.178	**Net financial assets**		NETO
Centralna država/ *Central government*	Lokalna država/ *Local government*	Skladi socialne varnosti/ *Social security funds*	Gospodinjstva/ *Households*	Nepr. instit., ki opravljajo storitve za gospod./ *Non-profit institutions serving households*	Tujina/ *Rest of the world*	EU/ *European Union*	EMU/ *Members of the EMU*	Ostale članice EU/ *European Union, not EMU*	Ostali (izven EU)/ *Others (not EU)*			
S1311	S1313	S1314	S14	S15	S2	S21	S2111	S2112	S22			

B.1.2.2.

S.12 - finančne družbe

B.1.2.3. Nekonsolidirani finančni računi - vrednostne spremembe 2006

v mio EUR

B.1.2.3.

Vrsta post.	Oznaka	Finančni instrumenti	Institucionalni sektorji								
			S1	S11	S12	S121	S122	S123	S124	S125	S13
FSR	F	**Finančna sredstva**	739	598	244	-10	12	110	86	46	-108
FSR	1	Monetarno zlato in SDR	0	0	0	0	0	0	0	0	0
FSR	2	Gotovina in vloge	0	0	0	0	0	0	0	0	0
FSR	21	Gotovina	0	0	0	0	0	0	0	0	0
FSR	22	Prenosljive vloge	5	0	5	0	5	0	0	0	0
FSR	29	Druge vloge	-5	0	-5	0	-5	0	0	0	0
FSR	3	Vrednostni papirji razen delnic	-144	7	-49	-10	-37	-1	0	-1	-102
FSR	331	Kratkoročni	-15	0	-16	-10	-5	0	0	0	1
FSR	332	Dolgoročni	-138	-2	-32	0	-31	0	0	-1	-104
FSR	34	Izvedeni finančni instrumenti	8	9	-1	0	-1	0	0	0	0
FSR	4	Posojila	3	-22	25	0	4	-9	21	9	-5
FSR	41	Kratkoročna	1	-7	11	0	2	-8	7	9	4
FSR	42	Dolgoročna	3	-14	14	0	1	-2	14	0	-9
FSR	5	Delnice in drug lastniški kapital	881	614	267	0	47	120	65	35	0
FSR	511	Delnice, ki kotirajo	645	735	-90	0	1	-89	0	-2	0
FSR	512	Delnice, ki ne kotirajo	130	-121	251	0	46	104	64	37	0
FSR	513	Drug lastniški kapital	17	0	17	0	0	15	1	0	0
FSR	52	Delnice/enote investicijskih skladov	90	0	90	0	0	90	0	0	0
FSR	6	Zavarovalno tehnične rezervacije	2	0	2	0	0	0	0	2	0
FSR	611	Rezervacije iz življenjskih zavarovanj	0	0	0	0	0	0	0	0	0
FSR	612	Rezervacije iz pokojninskih zavarovanj	0	0	0	0	0	0	0	0	0
FSR	62	Druge tehnične rezervacije	2	0	2	0	0	0	0	2	0
FSR	7	Druge terjatve	-4	-1	-2	0	-2	0	0	0	-1
FSR	71	Trgovinski krediti in avansi	2	1	0	0	0	0	0	0	0
FSR	79	Drugo	-6	-2	-2	0	-2	0	0	0	-1
OBV	F	**Obveznosti**	1.243	316	244	0	60	152	-36	68	216
OBV	2	Gotovina in vloge	7	-2	0	0	-3	1	-24	26	-21
OBV	21	Gotovina	0	0	0	0	0	0	0	0	0
OBV	22	Prenosljive vloge	-3	4	5	0	5	1	0	0	-1
OBV	29	Druge vloge	9	-6	-5	0	-8	0	-24	26	-20
OBV	3	Vrednostni papirji razen delnic	29	36	-49	0	-43	6	0	-12	13
OBV	331	Kratkoročni	-16	0	-16	0	-16	0	0	0	0
OBV	332	Dolgoročni	27	17	-32	0	-26	6	0	-12	14
OBV	34	Izvedeni finančni instrumenti	18	19	-1	0	-1	0	0	0	-1
OBV	4	Posojila	22	-1	25	0	38	6	-19	0	0
OBV	41	Kratkoročna	10	-1	11	0	5	7	0	0	0
OBV	42	Dolgoročna	13	0	14	0	34	-1	-19	0	0
OBV	5	Delnice in drug lastniški kapital	1.187	299	267	0	64	140	7	57	245
OBV	511	Delnice, ki kotirajo	-66	23	-90	0	5	-61	-2	-32	0
OBV	512	Delnice, ki ne kotirajo	728	196	251	0	31	177	6	37	246
OBV	513	Drug lastniški kapital	35	12	17	0	10	3	1	3	0
OBV	52	Delnice/enote investicijskih skladov	490	68	90	0	19	21	2	48	-2
OBV	6	Zavarovalno tehnične rezervacije	46	10	2	0	1	0	0	1	0
OBV	611	Rezervacije iz življenjskih zavarovanj	57	0	0	0	0	0	0	0	0
OBV	612	Rezervacije iz pokojninskih zavarovanj	-3	0	0	0	0	0	0	0	0
OBV	62	Druge tehnične rezervacije	-9	10	2	0	1	0	0	1	0
OBV	7	Druge obveznosti	-47	-25	-2	0	2	0	0	-4	-20
OBV	71	Trgovinski krediti in avansi	2	1	0	0	0	0	0	0	0
OBV	79	Drugo	-49	-26	-2	0	2	0	0	-4	-20
NETO		**Neto finančna sredstva**	-505	282	0	-10	-47	-43	122	-22	-325
			Gospodarstvo Slovenije/ *Total economy*	Nefinančne družbe/ *Non-financial corporations*	Finančne družbe/ *Financial corporations*	Centralna banka/ *Central Bank*	Druge denarne finančne institucije/ *Other monetary financial institutions*	Drugi finančni posredniki / *Other financial intermediaries*	Izvajalci pomožnih finančnih dejavnosti/ *Financial auxiliaries*	Zavarovalnice in pokojninski skladi/ *Insurance corporations and pension funds*	Država/ *General government*
			S1	S11	S12	S121	S122	S123	S124	S125	S13

S.12 – Financial corporations

Non-consolidated financial accounts – revaluation changes 2006 B.1.2.3.

EUR millions

Institutional sectors												
S1311	S1313	S1314	S14	S15	S2	S21	S2111	S2112	S22	Financial instruments	Code	Item type
-104	-3	-1	7	-2	-72	-131	-124	-7	59	**Financial assets**	F	FAS
0	0	0	0	0	7	5	1	4	3	Monetary gold and SDRs	1	FAS
0	0	0	0	0	-63	-60	-54	-6	-3	Currency and deposits	2	FAS
0	0	0	0	0	-1	-1	-1	0	0	Currency	21	FAS
0	0	0	0	0	-22	-21	-20	-1	-1	Transferable deposits	22	FAS
0	0	0	0	0	-40	-38	-33	-5	-2	Other deposits	29	FAS
-102	0	0	0	0	-204	-171	-140	-31	-33	Securities other than shares	3	FAS
1	0	0	0	0	14	14	15	0	-1	Short-term	331	FAS
-104	0	0	0	0	-239	-199	-166	-33	-40	Long-term	332	FAS
0	0	0	0	0	22	14	12	2	7	Financial derivatives	34	FAS
-2	-3	0	7	-2	-9	0	0	0	-9	Loans	4	FAS
4	0	0	-7	0	-3	-1	-1	0	-2	Short-term	41	FAS
-6	-3	0	14	-2	-6	1	1	0	-7	Long-term	42	FAS
0	0	0	0	0	206	94	68	25	112	Shares and other equity	5	FAS
0	0	0	0	0	223	52	40	12	171	Quoted shares	511	FAS
0	0	0	0	0	-33	31	18	13	-64	Unquoted shares	512	FAS
0	0	0	0	0	1	0	0	0	1	Other equity	513	FAS
0	0	0	0	0	15	11	11	0	4	Mutual funds shares	52	FAS
0	0	0	0	0	0	0	0	0	0	Insurance technical reserves	6	FAS
0	0	0	0	0	0	0	0	0	0	Life insurance reserves	611	FAS
0	0	0	0	0	0	0	0	0	0	Pension fund reserves	612	FAS
0	0	0	0	0	0	0	0	0	0	Other technical reserves	62	FAS
0	0	-1	0	0	-10	1	1	0	-11	Other accounts receivable	7	FAS
0	0	0	2	0	1	1	1	0	0	Trade credits and advances	71	FAS
0	0	-1	-2	0	-11	0	0	0	-11	Other	79	FAS
111	3	102	468	-1	103	663	647	16	-560	**Liabilities**	F	LIA
-23	1	0	36	-6	-40	286	288	-1	-326	Currency and deposits	2	LIA
0	0	0	0	0	0	0	0	0	0	Currency	21	LIA
-1	-1	0	-4	-7	-25	-11	-10	-1	-14	Transferable deposits	22	LIA
-22	2	0	40	0	-15	298	298	0	-312	Other deposits	29	LIA
10	0	3	29	0	22	19	14	5	2	Securities other than shares	3	LIA
0	0	0	0	0	0	0	0	0	0	Short-term	331	LIA
10	0	4	29	0	18	18	13	5	0	Long-term	332	LIA
0	0	-1	0	0	4	1	1	0	2	Financial derivatives	34	LIA
0	0	0	0	0	-26	209	202	6	-235	Loans	4	LIA
0	0	0	0	0	0	233	226	6	-233	Short-term	41	LIA
0	0	0	0	0	-25	-24	-24	0	-1	Long-term	42	LIA
143	2	99	371	5	125	129	123	6	-4	Shares and other equity	5	LIA
0	0	0	1	0	3	1	1	0	2	Quoted shares	511	LIA
143	1	102	34	1	111	109	104	5	1	Unquoted shares	512	LIA
0	0	0	6	0	7	15	15	0	-8	Other equity	513	LIA
0	1	-3	330	4	4	3	2	1	1	Mutual funds shares	52	LIA
0	0	0	34	0	2	0	0	0	2	Insurance technical reserves	6	LIA
0	0	0	57	0	0	0	0	0	0	Life insurance reserves	611	LIA
0	0	0	-3	0	1	0	0	0	1	Pension fund reserves	612	LIA
0	0	0	-20	0	1	0	0	0	0	Other technical reserves	62	LIA
-19	0	0	-1	0	20	20	20	0	0	Other accounts payable	7	LIA
0	0	0	0	0	0	0	0	0	0	Trade credits and advances	71	LIA
-20	0	0	-1	0	20	20	20	0	0	Other	79	LIA
-215	-6	-103	-461	-1	-175	-794	-771	-23	619	**Net financial assets**		NETO
Centralna država/ *Central government*	Lokalna država/ *Local government*	Skladi socialne varnosti/ *Social security funds*	Gospodinjstva/ *Households*	Nepr. instit., ki opravljajo storitve za gospod./ *Non-profit institutions serving households*	Tujina/ *Rest of the world*	EU/ *European Union*	EMU/ *Members of the EMU*	Ostale članice EU/ *European Union, not EMU*	Ostali (izven EU)/ *Others (not EU)*			
S1311	S1313	S1314	S14	S15	S2	S21	S2111	S2112	S22			

B.1.2.3.

S.12 - finančne družbe

B.1.2.4. Nekonsolidirani finančni računi - stanja 2006 (konec leta)

v mio EUR

B.1.2.4.

Vrsta post.	Oznaka	Finančni instrumenti	Institucionalni sektorji								
			S1	S11	S12	S121	S122	S123	S124	S125	S13
FSR	F	**Finančna sredstva**	40.787	18.736	10.001	3.767	3.464	2.121	223	425	5.453
FSR	1	Monetarno zlato in SDR	0	0	0	0	0	0	0	0	0
FSR	2	Gotovina in vloge	3.286	0	3.286	1.952	1.334	0	0	0	0
FSR	21	Gotovina	169	0	169	169	0	0	0	0	0
FSR	22	Prenosljive vloge	1.104	0	1.104	817	287	0	0	0	0
FSR	29	Druge vloge	2.012	0	2.012	965	1.047	0	0	0	0
FSR	3	Vrednostni papirji razen delnic	7.813	338	2.804	1.815	940	16	2	32	4.671
FSR	331	Kratkoročni	2.045	5	1.829	1.815	0	14	0	0	210
FSR	332	Dolgoročni	5.749	316	972	0	939	0	1	32	4.461
FSR	34	Izvedeni finančni instrumenti	19	16	2	0	1	1	0	0	0
FSR	4	Posojila	23.827	14.741	2.122	0	797	1.187	137	0	660
FSR	41	Kratkoročna	6.910	5.283	682	0	76	494	112	0	76
FSR	42	Dolgoročna	16.917	9.459	1.439	0	721	693	25	0	584
FSR	5	Delnice in drug lastniški kapital	4.717	3.230	1.486	0	353	900	80	154	0
FSR	511	Delnice, ki kotirajo	2.104	2.017	87	0	4	80	0	2	0
FSR	512	Delnice, ki ne kotirajo	1.591	897	693	0	348	120	74	151	0
FSR	513	Drug lastniški kapital	437	316	121	0	0	114	6	0	0
FSR	52	Delnice/enote investicijskih skladov	585	0	585	0	1	585	0	0	0
FSR	6	Zavarovalno tehnične rezervacije	228	0	228	0	0	0	0	228	0
FSR	611	Rezervacije iz življenjskih zavarovanj	0	0	0	0	0	0	0	0	0
FSR	612	Rezervacije iz pokojninskih zavarovanj	0	0	0	0	0	0	0	0	0
FSR	62	Druge tehnične rezervacije	228	0	228	0	0	0	0	228	0
FSR	7	Druge terjatve	917	427	76	0	41	19	4	11	122
FSR	71	Trgovinski krediti in avansi	380	139	16	0	4	4	3	5	14
FSR	79	Drugo	537	287	59	0	37	15	1	6	108
OBV	F	**Obveznosti**	36.565	5.824	10.001	8	6.750	1.670	123	1.449	3.513
OBV	2	Gotovina in vloge	20.115	3.379	3.286	2	2.350	462	66	406	1.584
OBV	21	Gotovina	638	47	169	1	164	1	3	0	3
OBV	22	Prenosljive vloge	8.024	1.227	1.104	0	928	133	32	10	232
OBV	29	Druge vloge	11.454	2.106	2.012	0	1.258	328	31	396	1.349
OBV	3	Vrednostni papirji razen delnic	3.227	241	2.804	0	2.305	148	2	349	127
OBV	331	Kratkoročni	1.839	10	1.829	0	1.829	0	0	0	0
OBV	332	Dolgoročni	1.323	169	972	0	475	147	2	349	126
OBV	34	Izvedeni finančni instrumenti	65	63	2	0	1	1	0	0	0
OBV	4	Posojila	2.256	92	2.122	0	1.488	626	6	0	0
OBV	41	Kratkoročna	796	88	682	0	610	66	6	0	0
OBV	42	Dolgoročna	1.459	4	1.439	0	878	560	1	0	0
OBV	5	Delnice in drug lastniški kapital	6.834	1.507	1.486	0	512	421	41	513	1.362
OBV	511	Delnice, ki kotirajo	386	184	87	0	39	21	6	21	1
OBV	512	Delnice, ki ne kotirajo	3.012	851	693	0	262	241	19	170	1.337
OBV	513	Drug lastniški kapital	286	92	121	0	72	17	4	27	0
OBV	52	Delnice/enote investicijskih skladov	3.151	379	585	0	138	142	12	294	23
OBV	6	Zavarovalno tehnične rezervacije	3.239	334	228	0	60	1	1	166	16
OBV	611	Rezervacije iz življenjskih zavarovanj	1.363	0	0	0	0	0	0	0	0
OBV	612	Rezervacije iz pokojninskih zavarovanj	643	0	0	0	0	0	0	0	0
OBV	62	Druge tehnične rezervacije	1.233	334	228	0	60	1	1	166	16
OBV	7	Druge obveznosti	894	270	76	6	34	13	7	15	425
OBV	71	Trgovinski krediti in avansi	205	138	16	1	3	3	3	7	17
OBV	79	Drugo	689	132	59	5	31	11	4	8	408
NETO		**Neto finančna sredstva**	4.221	12.912	0	3.759	-3.285	451	100	-1.024	1.940
			Gospodarstvo Slovenije/ *Total economy*	Nefinančne družbe/ *Non-financial corporations*	Finančne družbe/ *Financial corporations*	Centralna banka/ *Central Bank*	Druge denarne finančne institucije/ *Other monetary financial institutions*	Drugi finančni posredniki / *Other financial intermediaries*	Izvajalci pomožnih finančnih dejavnosti/ *Financial auxiliaries*	Zavarovalnice in pokojninski skladi/ *Insurance corporations and pension funds*	Država/ *General government*
			S1	S11	S12	S121	S122	S123	S124	S125	S13

S.12 – Financial corporations

Non-consolidated financial accounts – outstanding amounts 2006 (end of year) B.1.2.4.

EUR millions

Institutional sectors												
S1311	S1313	S1314	S14	S15	S2	S21	S2111	S2112	S22	Financial instruments	Code	Item type
5.265	184	4	6.569	28	13.409	8.972	7.639	1.332	4.437	**Financial assets**	F	FAS
0	0	0	0	0	88	40	0	40	48	Monetary gold and SDRs	1	FAS
0	0	0	0	0	2.467	2.106	1.741	364	361	Currency and deposits	2	FAS
0	0	0	0	0	68	48	46	2	19	Currency	21	FAS
0	0	0	0	0	536	472	438	34	64	Transferable deposits	22	FAS
0	0	0	0	0	1.863	1.586	1.257	328	278	Other deposits	29	FAS
4.671	0	0	0	0	7.204	5.679	4.984	695	1.525	Securities other than shares	3	FAS
210	0	0	0	0	316	309	304	5	7	Short-term	331	FAS
4.461	0	0	0	0	6.852	5.343	4.657	686	1.509	Long-term	332	FAS
0	0	0	0	0	36	26	23	3	9	Financial derivatives	34	FAS
480	177	3	6.277	27	1.529	216	148	69	1.312	Loans	4	FAS
70	7	0	861	7	410	97	72	25	313	Short-term	41	FAS
411	170	3	5.416	20	1.118	119	76	44	999	Long-term	42	FAS
0	0	0	0	0	1.835	786	643	143	1.049	Shares and other equity	5	FAS
0	0	0	0	0	1.230	500	371	129	730	Quoted shares	511	FAS
0	0	0	0	0	283	81	71	10	201	Unquoted shares	512	FAS
0	0	0	0	0	24	4	3	0	21	Other equity	513	FAS
0	0	0	0	0	298	201	197	4	97	Mutual funds shares	52	FAS
0	0	0	0	0	25	23	22	0	2	Insurance technical reserves	6	FAS
0	0	0	0	0	0	0	0	0	0	Life insurance reserves	611	FAS
0	0	0	0	0	0	0	0	0	0	Pension fund reserves	612	FAS
0	0	0	0	0	25	23	22	0	2	Other technical reserves	62	FAS
114	7	1	292	1	261	122	101	21	139	Other accounts receivable	7	FAS
13	1	0	209	1	24	10	8	3	14	Trade credits and advances	71	FAS
101	6	1	82	1	237	111	93	19	125	Other	79	FAS
2.809	357	347	16.939	288	15.944	15.485	14.049	1.436	459	**Liabilities**	F	LIA
1.202	338	45	11.599	267	3.330	3.066	2.970	96	264	Currency and deposits	2	LIA
1	2	0	418	0	0	0	0	0	0	Currency	21	LIA
147	71	13	5.335	126	253	128	89	38	125	Transferable deposits	22	LIA
1.053	264	32	5.846	141	3.077	2.939	2.881	58	139	Other deposits	29	LIA
83	3	40	55	0	406	401	230	171	5	Securities other than shares	3	LIA
0	0	0	0	0	0	0	0	0	0	Short-term	331	LIA
83	3	40	55	0	384	384	215	168	0	Long-term	332	LIA
0	0	0	0	0	22	17	14	3	5	Financial derivatives	34	LIA
0	0	0	41	0	10.768	10.678	9.562	1.116	90	Loans	4	LIA
0	0	0	26	0	564	557	472	85	7	Short-term	41	LIA
0	0	0	16	0	10.204	10.121	9.091	1.030	83	Long-term	42	LIA
1.100	12	249	2.460	19	1.252	1.234	1.189	45	17	Shares and other equity	5	LIA
0	0	1	113	1	8	2	1	1	6	Quoted shares	511	LIA
1.087	9	241	120	11	1.069	1.063	1.020	43	6	Unquoted shares	512	LIA
0	0	0	73	0	155	154	153	0	1	Other equity	513	LIA
13	3	7	2.155	8	20	16	15	1	4	Mutual funds shares	52	LIA
13	1	2	2.661	1	94	26	24	3	68	Insurance technical reserves	6	LIA
0	0	0	1.363	0	0	0	0	0	0	Life insurance reserves	611	LIA
0	0	0	643	0	1	0	0	0	1	Pension fund reserves	612	LIA
13	1	2	654	1	93	26	23	3	66	Other technical reserves	62	LIA
411	3	10	122	1	94	79	74	6	15	Other accounts payable	7	LIA
16	0	0	33	0	14	12	10	1	3	Trade credits and advances	71	LIA
395	3	10	89	1	80	68	63	4	12	Other	79	LIA
2.456	-173	-343	-10.371	-260	-2.536	-6.513	-6.409	-104	3.978	**Net financial assets**		NETO
Centralna država/ *Central government*	Lokalna država/ *Local government*	Skladi socialne varnosti/ *Social security funds*	Gospodinjstva/ *Households*	Nepr. instit., ki opravljajo storitve za gospod./ *Non-profit institutions serving households*	Tujina/ *Rest of the world*	EU/ *European Union*	EMU/ *Members of the EMU*	Ostale članice EU/ *European Union, not EMU*	Ostali (izven EU)/ *Others (not EU)*			
S1311	S1313	S1314	S14	S15	S2	S21	S2111	S2112	S22			

B.1.2.4.

S.121 - centralna banka

B.1.3.1. Nekonsolidirani finančni računi - stanja 2005 (konec leta)

v mio EUR

B.1.3.1.

Vrsta post.	Oznaka	Finančni instrumenti	Institucionalni sektorji								
			S1	S11	S12	S121	S122	S123	S124	S125	S13
FSR	F	**Finančna sredstva**	76	0	2	0	1	0	0	0	73
FSR	1	Monetarno zlato in SDR	0	0	0	0	0	0	0	0	0
FSR	2	Gotovina in vloge	1	0	1	0	0	0	0	0	0
FSR	21	Gotovina	0	0	0	0	0	0	0	0	0
FSR	22	Prenosljive vloge	0	0	0	0	0	0	0	0	0
FSR	29	Druge vloge	0	0	0	0	0	0	0	0	0
FSR	3	Vrednostni papirji razen delnic	73	0	0	0	0	0	0	0	73
FSR	331	Kratkoročni	0	0	0	0	0	0	0	0	0
FSR	332	Dolgoročni	73	0	0	0	0	0	0	0	73
FSR	34	Izvedeni finančni instrumenti	0	0	0	0	0	0	0	0	0
FSR	4	Posojila	0	0	0	0	0	0	0	0	0
FSR	41	Kratkoročna	0	0	0	0	0	0	0	0	0
FSR	42	Dolgoročna	0	0	0	0	0	0	0	0	0
FSR	5	Delnice in drug lastniški kapital	0	0	0	0	0	0	0	0	0
FSR	511	Delnice, ki kotirajo	0	0	0	0	0	0	0	0	0
FSR	512	Delnice, ki ne kotirajo	0	0	0	0	0	0	0	0	0
FSR	513	Drug lastniški kapital	0	0	0	0	0	0	0	0	0
FSR	52	Delnice/enote investicijskih skladov	0	0	0	0	0	0	0	0	0
FSR	6	Zavarovalno tehnične rezervacije	0	0	0	0	0	0	0	0	0
FSR	611	Rezervacije iz življenjskih zavarovanj	0	0	0	0	0	0	0	0	0
FSR	612	Rezervacije iz pokojninskih zavarovanj	0	0	0	0	0	0	0	0	0
FSR	62	Druge tehnične rezervacije	0	0	0	0	0	0	0	0	0
FSR	7	Druge terjatve	2	0	1	0	1	0	0	0	0
FSR	71	Trgovinski krediti in avansi	1	0	1	0	1	0	0	0	0
FSR	79	Drugo	2	0	0	0	0	0	0	0	0
OBV	F	**Obveznosti**	6.200	35	4.977	0	4.960	1	16	0	460
OBV	2	Gotovina in vloge	2.544	34	1.434	0	1.417	1	16	0	348
OBV	21	Gotovina	896	34	132	0	129	1	2	0	2
OBV	22	Prenosljive vloge	600	0	441	0	430	0	11	0	159
OBV	29	Druge vloge	1.048	0	861	0	858	0	2	0	187
OBV	3	Vrednostni papirji razen delnic	3.543	0	3.543	0	3.543	0	0	0	0
OBV	331	Kratkoročni	3.543	0	3.543	0	3.543	0	0	0	0
OBV	332	Dolgoročni	0	0	0	0	0	0	0	0	0
OBV	34	Izvedeni finančni instrumenti	0	0	0	0	0	0	0	0	0
OBV	4	Posojila	0	0	0	0	0	0	0	0	0
OBV	41	Kratkoročna	0	0	0	0	0	0	0	0	0
OBV	42	Dolgoročna	0	0	0	0	0	0	0	0	0
OBV	5	Delnice in drug lastniški kapital	0	0	0	0	0	0	0	0	0
OBV	511	Delnice, ki kotirajo	0	0	0	0	0	0	0	0	0
OBV	512	Delnice, ki ne kotirajo	0	0	0	0	0	0	0	0	0
OBV	513	Drug lastniški kapital	0	0	0	0	0	0	0	0	0
OBV	52	Delnice/enote investicijskih skladov	0	0	0	0	0	0	0	0	0
OBV	6	Zavarovalno tehnične rezervacije	0	0	0	0	0	0	0	0	0
OBV	611	Rezervacije iz življenjskih zavarovanj	0	0	0	0	0	0	0	0	0
OBV	612	Rezervacije iz pokojninskih zavarovanj	0	0	0	0	0	0	0	0	0
OBV	62	Druge tehnične rezervacije	0	0	0	0	0	0	0	0	0
OBV	7	Druge obveznosti	113	1	0	0	0	0	0	0	112
OBV	71	Trgovinski krediti in avansi	1	1	0	0	0	0	0	0	0
OBV	79	Drugo	112	0	0	0	0	0	0	0	111
NETO		**Neto finančna sredstva**	-6.124	-35	-4.975	0	-4.958	-1	-16	0	-387
			Gospodarstvo Slovenije/ *Total economy*	Nefinančne družbe/ *Non-financial corporations*	Finančne družbe/ *Financial corporations*	Centralna banka/ *Central Bank*	Druge denarne finančne institucije/ *Other monetary financial institutions*	Drugi finančni posredniki / *Other financial intermediaries*	Izvajalci pomožnih finančnih dejavnosti/ *Financial auxiliaries*	Zavarovalnice in pokojninski skladi/ *Insurance corporations and pension funds*	Država/ *General government*
			S1	S11	S12	S121	S122	S123	S124	S125	S13

S.121 – Central Bank

Non-consolidated financial accounts – outstanding amounts 2005 (end of year) B.1.3.1.

EUR millions

Institutional sectors												
S1311	S1313	S1314	S14	S15	S2	S21	S2111	S2112	S22	Financial instruments	Code	Item type
73	0	0	1	0	7.084	5.970	4.753	1.217	1.114	**Financial assets**	F	FAS
0	0	0	0	0	80	70	35	36	10	Monetary gold and SDRs	1	FAS
0	0	0	0	0	1.374	1.323	722	601	50	Currency and deposits	2	FAS
0	0	0	0	0	0	0	0	0	0	Currency	21	FAS
0	0	0	0	0	39	33	32	0	7	Transferable deposits	22	FAS
0	0	0	0	0	1.334	1.291	690	601	44	Other deposits	29	FAS
73	0	0	0	0	5.498	4.575	3.994	580	923	Securities other than shares	3	FAS
0	0	0	0	0	0	0	0	0	0	Short-term	331	FAS
73	0	0	0	0	5.498	4.575	3.994	580	923	Long-term	332	FAS
0	0	0	0	0	0	0	0	0	0	Financial derivatives	34	FAS
0	0	0	0	0	0	0	0	0	0	Loans	4	FAS
0	0	0	0	0	0	0	0	0	0	Short-term	41	FAS
0	0	0	0	0	0	0	0	0	0	Long-term	42	FAS
0	0	0	0	0	23	1	1	0	22	Shares and other equity	5	FAS
0	0	0	0	0	0	0	0	0	0	Quoted shares	511	FAS
0	0	0	0	0	22	0	0	0	22	Unquoted shares	512	FAS
0	0	0	0	0	1	1	1	0	0	Other equity	513	FAS
0	0	0	0	0	0	0	0	0	0	Mutual funds shares	52	FAS
0	0	0	0	0	0	0	0	0	0	Insurance technical reserves	6	FAS
0	0	0	0	0	0	0	0	0	0	Life insurance reserves	611	FAS
0	0	0	0	0	0	0	0	0	0	Pension fund reserves	612	FAS
0	0	0	0	0	0	0	0	0	0	Other technical reserves	62	FAS
0	0	0	1	0	109	0	0	0	109	Other accounts receivable	7	FAS
0	0	0	0	0	0	0	0	0	0	Trade credits and advances	71	FAS
0	0	0	1	0	109	0	0	0	109	Other	79	FAS
446	13	0	729	0	40	9	9	0	31	**Liabilities**	F	LIA
335	13	0	728	0	39	9	9	0	31	Currency and deposits	2	LIA
0	2	0	728	0	0	0	0	0	0	Currency	21	LIA
148	11	0	0	0	0	0	0	0	0	Transferable deposits	22	LIA
187	0	0	0	0	39	9	9	0	31	Other deposits	29	LIA
0	0	0	0	0	0	0	0	0	0	Securities other than shares	3	LIA
0	0	0	0	0	0	0	0	0	0	Short-term	331	LIA
0	0	0	0	0	0	0	0	0	0	Long-term	332	LIA
0	0	0	0	0	0	0	0	0	0	Financial derivatives	34	LIA
0	0	0	0	0	0	0	0	0	0	Loans	4	LIA
0	0	0	0	0	0	0	0	0	0	Short-term	41	LIA
0	0	0	0	0	0	0	0	0	0	Long-term	42	LIA
0	0	0	0	0	0	0	0	0	0	Shares and other equity	5	LIA
0	0	0	0	0	0	0	0	0	0	Quoted shares	511	LIA
0	0	0	0	0	0	0	0	0	0	Unquoted shares	512	LIA
0	0	0	0	0	0	0	0	0	0	Other equity	513	LIA
0	0	0	0	0	0	0	0	0	0	Mutual funds shares	52	LIA
0	0	0	0	0	0	0	0	0	0	Insurance technical reserves	6	LIA
0	0	0	0	0	0	0	0	0	0	Life insurance reserves	611	LIA
0	0	0	0	0	0	0	0	0	0	Pension fund reserves	612	LIA
0	0	0	0	0	0	0	0	0	0	Other technical reserves	62	LIA
111	0	0	1	0	0	0	0	0	0	Other accounts payable	7	LIA
0	0	0	0	0	0	0	0	0	0	Trade credits and advances	71	LIA
111	0	0	0	0	0	0	0	0	0	Other	79	LIA
-373	-13	0	-727	0	7.044	5.961	4.744	1.217	1.084	**Net financial assets**		NETO
Centralna država/ *Central government*	Lokalna država/ *Local government*	Skladi socialne varnosti/ *Social security funds*	Gospodinjstva/ *Households*	Nepr. instit., ki opravljajo storitve za gospod./ *Non-profit institutions serving households*	Tujina/ *Rest of the world*	EU/ *European Union*	EMU/ *Members of the EMU*	Ostale članice EU/ *European Union, not EMU*	Ostali (izven EU)/ *Others (not EU)*			
S1311	S1313	S1314	S14	S15	S2	S21	S2111	S2112	S22			

B.1.3.1.

S.121 - centralna banka

B.1.3.2. Nekonsolidirani finančni računi - transakcije 2006

v mio EUR

B.1.3.2.

Vrsta post.	Oznaka	Finančni instrumenti	Institucionalni sektorji								
			S1	S11	S12	S121	S122	S123	S124	S125	S13
FSR	F	**Finančna sredstva**	15	0	6	1	5	0	0	0	9
FSR	1	Monetarno zlato in SDR	0	0	0	0	0	0	0	0	0
FSR	2	Gotovina in vloge	1	0	1	1	0	0	0	0	0
FSR	21	Gotovina	1	0	1	1	0	0	0	0	0
FSR	22	Prenosljive vloge	0	0	0	0	0	0	0	0	0
FSR	29	Druge vloge	0	0	0	0	0	0	0	0	0
FSR	3	Vrednostni papirji razen delnic	0	0	0	0	0	0	0	0	0
FSR	331	Kratkoročni	0	0	0	0	0	0	0	0	0
FSR	332	Dolgoročni	0	0	0	0	0	0	0	0	0
FSR	34	Izvedeni finančni instrumenti	0	0	0	0	0	0	0	0	0
FSR	4	Posojila	0	0	0	0	0	0	0	0	0
FSR	41	Kratkoročna	0	0	0	0	0	0	0	0	0
FSR	42	Dolgoročna	0	0	0	0	0	0	0	0	0
FSR	5	Delnice in drug lastniški kapital	0	0	0	0	0	0	0	0	0
FSR	511	Delnice, ki kotirajo	0	0	0	0	0	0	0	0	0
FSR	512	Delnice, ki ne kotirajo	0	0	0	0	0	0	0	0	0
FSR	513	Drug lastniški kapital	0	0	0	0	0	0	0	0	0
FSR	52	Delnice/enote investicijskih skladov	0	0	0	0	0	0	0	0	0
FSR	6	Zavarovalno tehnične rezervacije	0	0	0	0	0	0	0	0	0
FSR	611	Rezervacije iz življenjskih zavarovanj	0	0	0	0	0	0	0	0	0
FSR	612	Rezervacije iz pokojninskih zavarovanj	0	0	0	0	0	0	0	0	0
FSR	62	Druge tehnične rezervacije	0	0	0	0	0	0	0	0	0
FSR	7	Druge terjatve	14	0	5	0	5	0	0	0	9
FSR	71	Trgovinski krediti in avansi	9	0	0	0	0	0	0	0	9
FSR	79	Drugo	5	0	5	0	5	0	0	0	0
OBV	F	**Obveznosti**	-1.362	14	-1.200	1	-1.212	0	11	0	134
OBV	2	Gotovina in vloge	351	13	518	1	507	0	11	0	129
OBV	21	Gotovina	-258	13	37	1	35	0	1	0	1
OBV	22	Prenosljive vloge	348	0	377	0	368	0	8	0	-29
OBV	29	Druge vloge	261	0	105	0	103	0	1	0	157
OBV	3	Vrednostni papirji razen delnic	-1.719	0	-1.719	0	-1.719	0	0	0	0
OBV	331	Kratkoročni	-1.719	0	-1.719	0	-1.719	0	0	0	0
OBV	332	Dolgoročni	0	0	0	0	0	0	0	0	0
OBV	34	Izvedeni finančni instrumenti	0	0	0	0	0	0	0	0	0
OBV	4	Posojila	0	0	0	0	0	0	0	0	0
OBV	41	Kratkoročna	0	0	0	0	0	0	0	0	0
OBV	42	Dolgoročna	0	0	0	0	0	0	0	0	0
OBV	5	Delnice in drug lastniški kapital	0	0	0	0	0	0	0	0	0
OBV	511	Delnice, ki kotirajo	0	0	0	0	0	0	0	0	0
OBV	512	Delnice, ki ne kotirajo	0	0	0	0	0	0	0	0	0
OBV	513	Drug lastniški kapital	0	0	0	0	0	0	0	0	0
OBV	52	Delnice/enote investicijskih skladov	0	0	0	0	0	0	0	0	0
OBV	6	Zavarovalno tehnične rezervacije	0	0	0	0	0	0	0	0	0
OBV	611	Rezervacije iz življenjskih zavarovanj	0	0	0	0	0	0	0	0	0
OBV	612	Rezervacije iz pokojninskih zavarovanj	0	0	0	0	0	0	0	0	0
OBV	62	Druge tehnične rezervacije	0	0	0	0	0	0	0	0	0
OBV	7	Druge obveznosti	5	1	0	0	0	0	0	0	4
OBV	71	Trgovinski krediti in avansi	1	1	0	0	0	0	0	0	0
OBV	79	Drugo	5	0	0	0	0	0	0	0	4
NETO		**Neto finančna sredstva**	1.377	-14	1.206	0	1.217	0	-11	0	-125
			Gospodarstvo Slovenije/ *Total economy*	Nefinančne družbe/ *Non-financial corporations*	Finančne družbe/ *Financial corporations*	Centralna banka/ *Central Bank*	Druge denarne finančne institucije/ *Other monetary financial institutions*	Drugi finančni posredniki / *Other financial intermediaries*	Izvajalci pomožnih finančnih dejavnosti/ *Financial auxiliaries*	Zavarovalnice in pokojninski skladi/ *Insurance corporations and pension funds*	Država/ *General government*
			S1	S11	S12	S121	S122	S123	S124	S125	S13

S.121 – Central Bank

Non-consolidated financial accounts – transactions 2006 B.1.3.2.

EUR millions

Institutional sectors												
S1311	S1313	S1314	S14	S15	S2	S21	S2111	S2112	S22	Financial instruments	Code	Item type
9	0	0	0	0	-1.307	-1.449	-995	-454	142	**Financial assets**	F	FAS
0	0	0	0	0	0	-35	-35	0	36	Monetary gold and SDRs	1	FAS
0	0	0	0	0	-339	-326	38	-364	-13	Currency and deposits	2	FAS
0	0	0	0	0	0	0	0	0	0	Currency	21	FAS
0	0	0	0	0	-7	-7	-7	0	1	Transferable deposits	22	FAS
0	0	0	0	0	-333	-319	45	-364	-14	Other deposits	29	FAS
0	0	0	0	0	-967	-1.088	-997	-90	120	Securities other than shares	3	FAS
0	0	0	0	0	0	0	0	0	0	Short-term	331	FAS
0	0	0	0	0	-967	-1.088	-997	-90	120	Long-term	332	FAS
0	0	0	0	0	0	0	0	0	0	Financial derivatives	34	FAS
0	0	0	0	0	0	0	0	0	0	Loans	4	FAS
0	0	0	0	0	0	0	0	0	0	Short-term	41	FAS
0	0	0	0	0	0	0	0	0	0	Long-term	42	FAS
0	0	0	0	0	0	0	0	0	0	Shares and other equity	5	FAS
0	0	0	0	0	0	0	0	0	0	Quoted shares	511	FAS
0	0	0	0	0	0	0	0	0	0	Unquoted shares	512	FAS
0	0	0	0	0	0	0	0	0	0	Other equity	513	FAS
0	0	0	0	0	0	0	0	0	0	Mutual funds shares	52	FAS
0	0	0	0	0	0	0	0	0	0	Insurance technical reserves	6	FAS
0	0	0	0	0	0	0	0	0	0	Life insurance reserves	611	FAS
0	0	0	0	0	0	0	0	0	0	Pension fund reserves	612	FAS
0	0	0	0	0	0	0	0	0	0	Other technical reserves	62	FAS
9	0	0	0	0	0	0	0	0	0	Other accounts receivable	7	FAS
9	0	0	0	0	0	0	0	0	0	Trade credits and advances	71	FAS
0	0	0	0	0	0	0	0	0	0	Other	79	FAS
139	-5	0	-309	0	16	16	16	0	0	**Liabilities**	F	LIA
135	-5	0	-310	0	7	7	7	0	0	Currency and deposits	2	LIA
1	0	0	-310	0	0	0	0	0	0	Currency	21	LIA
-23	-6	0	0	0	0	0	0	0	0	Transferable deposits	22	LIA
157	0	0	0	0	7	7	7	0	0	Other deposits	29	LIA
0	0	0	0	0	0	0	0	0	0	Securities other than shares	3	LIA
0	0	0	0	0	0	0	0	0	0	Short-term	331	LIA
0	0	0	0	0	0	0	0	0	0	Long-term	332	LIA
0	0	0	0	0	0	0	0	0	0	Financial derivatives	34	LIA
0	0	0	0	0	0	0	0	0	0	Loans	4	LIA
0	0	0	0	0	0	0	0	0	0	Short-term	41	LIA
0	0	0	0	0	0	0	0	0	0	Long-term	42	LIA
0	0	0	0	0	0	0	0	0	0	Shares and other equity	5	LIA
0	0	0	0	0	0	0	0	0	0	Quoted shares	511	LIA
0	0	0	0	0	0	0	0	0	0	Unquoted shares	512	LIA
0	0	0	0	0	0	0	0	0	0	Other equity	513	LIA
0	0	0	0	0	0	0	0	0	0	Mutual funds shares	52	LIA
0	0	0	0	0	0	0	0	0	0	Insurance technical reserves	6	LIA
0	0	0	0	0	0	0	0	0	0	Life insurance reserves	611	LIA
0	0	0	0	0	0	0	0	0	0	Pension fund reserves	612	LIA
0	0	0	0	0	0	0	0	0	0	Other technical reserves	62	LIA
4	0	0	0	0	8	8	9	0	0	Other accounts payable	7	LIA
0	0	0	0	0	1	1	1	0	0	Trade credits and advances	71	LIA
4	0	0	0	0	7	7	7	0	0	Other	79	LIA
-130	5	0	309	0	-1.322	-1.465	-1.011	-454	142	**Net financial assets**		NETO
Centralna država/ *Central government*	Lokalna država/ *Local government*	Skladi socialne varnosti/ *Social security funds*	Gospodinjstva/ *Households*	Nepr. instit., ki opravljajo storitve za gospod./ *Non-profit institutions serving households*	Tujina/ *Rest of the world*	EU/ *European Union*	EMU/ *Members of the EMU*	Ostale članice EU/ *European Union, not EMU*	Ostali (izven EU)/ *Others (not EU)*			
S1311	S1313	S1314	S14	S15	S2	S21	S2111	S2112	S22			

B.1.3.2.

S.121 - centralna banka

B.1.3.3. Nekonsolidirani finančni računi - vrednostne spremembe 2006

v mio EUR

B.1.3.3.

Vrsta post.	Oznaka	Finančni instrumenti	Institucionalni sektorji								
			S1	S11	S12	S121	S122	S123	S124	S125	S13
FSR	F	**Finančna sredstva**	-4	0	0	0	0	0	0	0	-3
FSR	1	Monetarno zlato in SDR	0	0	0	0	0	0	0	0	0
FSR	2	Gotovina in vloge	0	0	0	0	0	0	0	0	0
FSR	21	Gotovina	0	0	0	0	0	0	0	0	0
FSR	22	Prenosljive vloge	0	0	0	0	0	0	0	0	0
FSR	29	Druge vloge	0	0	0	0	0	0	0	0	0
FSR	3	Vrednostni papirji razen delnic	-4	0	0	0	0	0	0	0	-3
FSR	331	Kratkoročni	0	0	0	0	0	0	0	0	0
FSR	332	Dolgoročni	-3	0	0	0	0	0	0	0	-3
FSR	34	Izvedeni finančni instrumenti	0	0	0	0	0	0	0	0	0
FSR	4	Posojila	0	0	0	0	0	0	0	0	0
FSR	41	Kratkoročna	0	0	0	0	0	0	0	0	0
FSR	42	Dolgoročna	0	0	0	0	0	0	0	0	0
FSR	5	Delnice in drug lastniški kapital	0	0	0	0	0	0	0	0	0
FSR	511	Delnice, ki kotirajo	0	0	0	0	0	0	0	0	0
FSR	512	Delnice, ki ne kotirajo	0	0	0	0	0	0	0	0	0
FSR	513	Drug lastniški kapital	0	0	0	0	0	0	0	0	0
FSR	52	Delnice/enote investicijskih skladov	0	0	0	0	0	0	0	0	0
FSR	6	Zavarovalno tehnične rezervacije	0	0	0	0	0	0	0	0	0
FSR	611	Rezervacije iz življenjskih zavarovanj	0	0	0	0	0	0	0	0	0
FSR	612	Rezervacije iz pokojninskih zavarovanj	0	0	0	0	0	0	0	0	0
FSR	62	Druge tehnične rezervacije	0	0	0	0	0	0	0	0	0
FSR	7	Druge terjatve	0	0	0	0	0	0	0	0	0
FSR	71	Trgovinski krediti in avansi	0	0	0	0	0	0	0	0	0
FSR	79	Drugo	0	0	0	0	0	0	0	0	0
OBV	F	**Obveznosti**	-35	0	-10	0	-10	0	0	0	-25
OBV	2	Gotovina in vloge	-13	0	0	0	0	0	0	0	-13
OBV	21	Gotovina	0	0	0	0	0	0	0	0	0
OBV	22	Prenosljive vloge	-2	0	0	0	0	0	0	0	-2
OBV	29	Druge vloge	-11	0	0	0	0	0	0	0	-11
OBV	3	Vrednostni papirji razen delnic	-10	0	-10	0	-10	0	0	0	0
OBV	331	Kratkoročni	-10	0	-10	0	-10	0	0	0	0
OBV	332	Dolgoročni	0	0	0	0	0	0	0	0	0
OBV	34	Izvedeni finančni instrumenti	0	0	0	0	0	0	0	0	0
OBV	4	Posojila	0	0	0	0	0	0	0	0	0
OBV	41	Kratkoročna	0	0	0	0	0	0	0	0	0
OBV	42	Dolgoročna	0	0	0	0	0	0	0	0	0
OBV	5	Delnice in drug lastniški kapital	0	0	0	0	0	0	0	0	0
OBV	511	Delnice, ki kotirajo	0	0	0	0	0	0	0	0	0
OBV	512	Delnice, ki ne kotirajo	0	0	0	0	0	0	0	0	0
OBV	513	Drug lastniški kapital	0	0	0	0	0	0	0	0	0
OBV	52	Delnice/enote investicijskih skladov	0	0	0	0	0	0	0	0	0
OBV	6	Zavarovalno tehnične rezervacije	0	0	0	0	0	0	0	0	0
OBV	611	Rezervacije iz življenjskih zavarovanj	0	0	0	0	0	0	0	0	0
OBV	612	Rezervacije iz pokojninskih zavarovanj	0	0	0	0	0	0	0	0	0
OBV	62	Druge tehnične rezervacije	0	0	0	0	0	0	0	0	0
OBV	7	Druge obveznosti	-11	0	0	0	0	0	0	0	-11
OBV	71	Trgovinski krediti in avansi	0	0	0	0	0	0	0	0	0
OBV	79	Drugo	-11	0	0	0	0	0	0	0	-11
NETO		**Neto finančna sredstva**	31	0	10	0	10	0	0	0	21
			Gospodarstvo Slovenije/ *Total economy*	Nefinančne družbe/ *Non-financial corporations*	Finančne družbe/ *Financial corporations*	Centralna banka/ *Central Bank*	Druge denarne finančne institucije/ *Other monetary financial institutions*	Drugi finančni posredniki / *Other financial intermediaries*	Izvajalci pomožnih finančnih dejavnosti/ *Financial auxiliaries*	Zavarovalnice in pokojninski skladi/ *Insurance corporations and pension funds*	Država/ *General government*
			S1	S11	S12	S121	S122	S123	S124	S125	S13

S.121 – Central Bank

Non-consolidated financial accounts – revaluation changes 2006 B.1.3.3.

EUR millions

Institutional sectors												
S1311	S1313	S1314	S14	S15	S2	S21	S2111	S2112	S22	Financial instruments	Code	Item type
-3	0	0	0	0	-183	-135	-123	-12	-48	**Financial assets**	F	FAS
0	0	0	0	0	7	5	1	4	3	Monetary gold and SDRs	1	FAS
0	0	0	0	0	-25	-23	-19	-4	-2	Currency and deposits	2	FAS
0	0	0	0	0	0	0	0	0	0	Currency	21	FAS
0	0	0	0	0	0	0	0	0	-1	Transferable deposits	22	FAS
0	0	0	0	0	-25	-23	-19	-4	-2	Other deposits	29	FAS
-3	0	0	0	0	-154	-116	-104	-12	-37	Securities other than shares	3	FAS
0	0	0	0	0	0	0	0	0	0	Short-term	331	FAS
-3	0	0	0	0	-154	-116	-104	-12	-37	Long-term	332	FAS
0	0	0	0	0	0	0	0	0	0	Financial derivatives	34	FAS
0	0	0	0	0	0	0	0	0	0	Loans	4	FAS
0	0	0	0	0	0	0	0	0	0	Short-term	41	FAS
0	0	0	0	0	0	0	0	0	0	Long-term	42	FAS
0	0	0	0	0	-1	0	0	0	-1	Shares and other equity	5	FAS
0	0	0	0	0	0	0	0	0	0	Quoted shares	511	FAS
0	0	0	0	0	-1	0	0	0	-1	Unquoted shares	512	FAS
0	0	0	0	0	0	0	0	0	0	Other equity	513	FAS
0	0	0	0	0	0	0	0	0	0	Mutual funds shares	52	FAS
0	0	0	0	0	0	0	0	0	0	Insurance technical reserves	6	FAS
0	0	0	0	0	0	0	0	0	0	Life insurance reserves	611	FAS
0	0	0	0	0	0	0	0	0	0	Pension fund reserves	612	FAS
0	0	0	0	0	0	0	0	0	0	Other technical reserves	62	FAS
0	0	0	0	0	-11	0	0	0	-11	Other accounts receivable	7	FAS
0	0	0	0	0	0	0	0	0	0	Trade credits and advances	71	FAS
0	0	0	0	0	-11	0	0	0	-11	Other	79	FAS
-25	0	0	0	0	-2	0	0	0	-2	**Liabilities**	F	LIA
-13	0	0	0	0	-2	0	0	0	-2	Currency and deposits	2	LIA
0	0	0	0	0	0	0	0	0	0	Currency	21	LIA
-2	0	0	0	0	0	0	0	0	0	Transferable deposits	22	LIA
-11	0	0	0	0	-2	0	0	0	-2	Other deposits	29	LIA
0	0	0	0	0	0	0	0	0	0	Securities other than shares	3	LIA
0	0	0	0	0	0	0	0	0	0	Short-term	331	LIA
0	0	0	0	0	0	0	0	0	0	Long-term	332	LIA
0	0	0	0	0	0	0	0	0	0	Financial derivatives	34	LIA
0	0	0	0	0	0	0	0	0	0	Loans	4	LIA
0	0	0	0	0	0	0	0	0	0	Short-term	41	LIA
0	0	0	0	0	0	0	0	0	0	Long-term	42	LIA
0	0	0	0	0	0	0	0	0	0	Shares and other equity	5	LIA
0	0	0	0	0	0	0	0	0	0	Quoted shares	511	LIA
0	0	0	0	0	0	0	0	0	0	Unquoted shares	512	LIA
0	0	0	0	0	0	0	0	0	0	Other equity	513	LIA
0	0	0	0	0	0	0	0	0	0	Mutual funds shares	52	LIA
0	0	0	0	0	0	0	0	0	0	Insurance technical reserves	6	LIA
0	0	0	0	0	0	0	0	0	0	Life insurance reserves	611	LIA
0	0	0	0	0	0	0	0	0	0	Pension fund reserves	612	LIA
0	0	0	0	0	0	0	0	0	0	Other technical reserves	62	LIA
-11	0	0	0	0	0	0	0	0	0	Other accounts payable	7	LIA
0	0	0	0	0	0	0	0	0	0	Trade credits and advances	71	LIA
-11	0	0	0	0	0	0	0	0	0	Other	79	LIA
21	0	0	0	0	-182	-135	-122	-12	-47	**Net financial assets**		NETO
Centralna država/ *Central government*	Lokalna država/ *Local government*	Skladi socialne varnosti/ *Social security funds*	Gospodinjstva/ *Households*	Nepr. instit., ki opravljajo storitve za gospod./ *Non-profit institutions serving households*	Tujina/ *Rest of the world*	EU/ *European Union*	EMU/ *Members of the EMU*	Ostale članice EU/ *European Union, not EMU*	Ostali (izven EU)/ *Others (not EU)*			
S1311	S1313	S1314	S14	S15	S2	S21	S2111	S2112	S22			

B.1.3.3.

S.121 - centralna banka

B.1.3.4. Nekonsolidirani finančni računi - stanja 2006 (konec leta)

v mio EUR

B.1.3.4.

Vrsta post.	Oznaka	Finančni instrumenti	Institucionalni sektorji								
			S1	S11	S12	S121	S122	S123	S124	S125	S13
FSR	F	**Finančna sredstva**	87	0	8	1	7	0	0	0	78
FSR	1	Monetarno zlato in SDR	0	0	0	0	0	0	0	0	0
FSR	2	Gotovina in vloge	2	0	2	1	0	0	0	0	0
FSR	21	Gotovina	1	0	1	1	0	0	0	0	0
FSR	22	Prenosljive vloge	0	0	0	0	0	0	0	0	0
FSR	29	Druge vloge	0	0	0	0	0	0	0	0	0
FSR	3	Vrednostni papirji razen delnic	69	0	0	0	0	0	0	0	69
FSR	331	Kratkoročni	0	0	0	0	0	0	0	0	0
FSR	332	Dolgoročni	69	0	0	0	0	0	0	0	69
FSR	34	Izvedeni finančni instrumenti	0	0	0	0	0	0	0	0	0
FSR	4	Posojila	0	0	0	0	0	0	0	0	0
FSR	41	Kratkoročna	0	0	0	0	0	0	0	0	0
FSR	42	Dolgoročna	0	0	0	0	0	0	0	0	0
FSR	5	Delnice in drug lastniški kapital	0	0	0	0	0	0	0	0	0
FSR	511	Delnice, ki kotirajo	0	0	0	0	0	0	0	0	0
FSR	512	Delnice, ki ne kotirajo	0	0	0	0	0	0	0	0	0
FSR	513	Drug lastniški kapital	0	0	0	0	0	0	0	0	0
FSR	52	Delnice/enote investicijskih skladov	0	0	0	0	0	0	0	0	0
FSR	6	Zavarovalno tehnične rezervacije	0	0	0	0	0	0	0	0	0
FSR	611	Rezervacije iz življenjskih zavarovanj	0	0	0	0	0	0	0	0	0
FSR	612	Rezervacije iz pokojninskih zavarovanj	0	0	0	0	0	0	0	0	0
FSR	62	Druge tehnične rezervacije	0	0	0	0	0	0	0	0	0
FSR	7	Druge terjatve	16	0	6	0	6	0	0	0	9
FSR	71	Trgovinski krediti in avansi	10	0	1	0	1	0	0	0	9
FSR	79	Drugo	7	0	5	0	5	0	0	0	0
OBV	F	**Obveznosti**	4.803	48	3.767	1	3.738	1	26	0	569
OBV	2	Gotovina in vloge	2.881	47	1.952	1	1.923	1	26	0	464
OBV	21	Gotovina	638	47	169	1	164	1	3	0	3
OBV	22	Prenosljive vloge	945	0	817	0	798	0	20	0	128
OBV	29	Druge vloge	1.298	0	965	0	962	0	4	0	333
OBV	3	Vrednostni papirji razen delnic	1.815	0	1.815	0	1.815	0	0	0	0
OBV	331	Kratkoročni	1.815	0	1.815	0	1.815	0	0	0	0
OBV	332	Dolgoročni	0	0	0	0	0	0	0	0	0
OBV	34	Izvedeni finančni instrumenti	0	0	0	0	0	0	0	0	0
OBV	4	Posojila	0	0	0	0	0	0	0	0	0
OBV	41	Kratkoročna	0	0	0	0	0	0	0	0	0
OBV	42	Dolgoročna	0	0	0	0	0	0	0	0	0
OBV	5	Delnice in drug lastniški kapital	0	0	0	0	0	0	0	0	0
OBV	511	Delnice, ki kotirajo	0	0	0	0	0	0	0	0	0
OBV	512	Delnice, ki ne kotirajo	0	0	0	0	0	0	0	0	0
OBV	513	Drug lastniški kapital	0	0	0	0	0	0	0	0	0
OBV	52	Delnice/enote investicijskih skladov	0	0	0	0	0	0	0	0	0
OBV	6	Zavarovalno tehnične rezervacije	0	0	0	0	0	0	0	0	0
OBV	611	Rezervacije iz življenjskih zavarovanj	0	0	0	0	0	0	0	0	0
OBV	612	Rezervacije iz pokojninskih zavarovanj	0	0	0	0	0	0	0	0	0
OBV	62	Druge tehnične rezervacije	0	0	0	0	0	0	0	0	0
OBV	7	Druge obveznosti	107	1	0	0	0	0	0	0	104
OBV	71	Trgovinski krediti in avansi	2	1	0	0	0	0	0	0	0
OBV	79	Drugo	105	0	0	0	0	0	0	0	104
NETO		**Neto finančna sredstva**	-4.715	-48	-3.759	0	-3.731	-1	-26	0	-490
			Gospodarstvo Slovenije/ *Total economy*	Nefinančne družbe/ *Non-financial corporations*	Finančne družbe/ *Financial corporations*	Centralna banka/ *Central Bank*	Druge denarne finančne institucije/ *Other monetary financial institutions*	Drugi finančni posredniki / *Other financial intermediaries*	Izvajalci pomožnih finančnih dejavnosti/ *Financial auxiliaries*	Zavarovalnice in pokojninski skladi/ *Insurance corporations and pension funds*	Država/ *General government*
			S1	S11	S12	S121	S122	S123	S124	S125	S13

S.121 – Central Bank

Non-consolidated financial accounts – outstanding amounts 2006 (end of year) B.1.3.4.

EUR millions

Institutional sectors												
S1311	S1313	S1314	S14	S15	S2	S21	S2111	S2112	S22	Financial instruments	Code	Item type
78	0	0	1	0	5.594	4.385	3.635	750	1.208	**Financial assets**	F	FAS
0	0	0	0	0	88	40	0	40	48	Monetary gold and SDRs	1	FAS
0	0	0	0	0	1.009	974	741	233	35	Currency and deposits	2	FAS
0	0	0	0	0	0	0	0	0	0	Currency	21	FAS
0	0	0	0	0	32	25	25	0	7	Transferable deposits	22	FAS
0	0	0	0	0	976	949	716	233	28	Other deposits	29	FAS
69	0	0	0	0	4.377	3.371	2.893	478	1.006	Securities other than shares	3	FAS
0	0	0	0	0	0	0	0	0	0	Short-term	331	FAS
69	0	0	0	0	4.377	3.371	2.893	478	1.006	Long-term	332	FAS
0	0	0	0	0	0	0	0	0	0	Financial derivatives	34	FAS
0	0	0	0	0	0	0	0	0	0	Loans	4	FAS
0	0	0	0	0	0	0	0	0	0	Short-term	41	FAS
0	0	0	0	0	0	0	0	0	0	Long-term	42	FAS
0	0	0	0	0	22	1	1	0	21	Shares and other equity	5	FAS
0	0	0	0	0	0	0	0	0	0	Quoted shares	511	FAS
0	0	0	0	0	21	0	0	0	21	Unquoted shares	512	FAS
0	0	0	0	0	1	1	1	0	0	Other equity	513	FAS
0	0	0	0	0	0	0	0	0	0	Mutual funds shares	52	FAS
0	0	0	0	0	0	0	0	0	0	Insurance technical reserves	6	FAS
0	0	0	0	0	0	0	0	0	0	Life insurance reserves	611	FAS
0	0	0	0	0	0	0	0	0	0	Pension fund reserves	612	FAS
0	0	0	0	0	0	0	0	0	0	Other technical reserves	62	FAS
9	0	0	1	0	98	0	0	0	98	Other accounts receivable	7	FAS
9	0	0	0	0	0	0	0	0	0	Trade credits and advances	71	FAS
0	0	0	1	0	98	0	0	0	98	Other	79	FAS
561	7	0	419	0	54	24	24	0	29	**Liabilities**	F	LIA
457	7	0	418	0	45	16	16	0	29	Currency and deposits	2	LIA
1	2	0	418	0	0	0	0	0	0	Currency	21	LIA
122	6	0	0	0	0	0	0	0	0	Transferable deposits	22	LIA
333	0	0	0	0	45	16	16	0	29	Other deposits	29	LIA
0	0	0	0	0	0	0	0	0	0	Securities other than shares	3	LIA
0	0	0	0	0	0	0	0	0	0	Short-term	331	LIA
0	0	0	0	0	0	0	0	0	0	Long-term	332	LIA
0	0	0	0	0	0	0	0	0	0	Financial derivatives	34	LIA
0	0	0	0	0	0	0	0	0	0	Loans	4	LIA
0	0	0	0	0	0	0	0	0	0	Short-term	41	LIA
0	0	0	0	0	0	0	0	0	0	Long-term	42	LIA
0	0	0	0	0	0	0	0	0	0	Shares and other equity	5	LIA
0	0	0	0	0	0	0	0	0	0	Quoted shares	511	LIA
0	0	0	0	0	0	0	0	0	0	Unquoted shares	512	LIA
0	0	0	0	0	0	0	0	0	0	Other equity	513	LIA
0	0	0	0	0	0	0	0	0	0	Mutual funds shares	52	LIA
0	0	0	0	0	0	0	0	0	0	Insurance technical reserves	6	LIA
0	0	0	0	0	0	0	0	0	0	Life insurance reserves	611	LIA
0	0	0	0	0	0	0	0	0	0	Pension fund reserves	612	LIA
0	0	0	0	0	0	0	0	0	0	Other technical reserves	62	LIA
104	0	0	1	0	9	9	9	0	0	Other accounts payable	7	LIA
0	0	0	0	0	2	2	2	0	0	Trade credits and advances	71	LIA
104	0	0	1	0	7	7	7	0	0	Other	79	LIA
-482	-7	0	-418	0	5.540	4.361	3.611	750	1.179	**Net financial assets**		NETO
Centralna država/ *Central government*	Lokalna država/ *Local government*	Skladi socialne varnosti/ *Social security funds*	Gospodinjstva/ *Households*	Nepr. instit., ki opravljajo storitve za gospod./ *Non-profit institutions serving households*	Tujina/ *Rest of the world*	EU/ *European Union*	EMU/ *Members of the EMU*	Ostale članice EU/ *European Union, not EMU*	Ostali (izven EU)/ *Others (not EU)*			
S1311	S1313	S1314	S14	S15	S2	S21	S2111	S2112	S22			

B.1.3.4.

S.122 - druge denarne finančne institucije

B.1.4.1. Nekonsolidirani finančni računi - stanja 2005 (konec leta)

v mio EUR

B.1.4.1.

Vrsta post.	Oznaka	Finančni instrumenti	Institucionalni sektorji								
			S1	S11	S12	S121	S122	S123	S124	S125	S13
FSR	F	**Finančna sredstva**	26.365	11.358	7.030	4.960	1.034	875	50	111	3.498
FSR	1	Monetarno zlato in SDR	0	0	0	0	0	0	0	0	0
FSR	2	Gotovina in vloge	1.731	0	1.731	1.417	314	0	0	0	0
FSR	21	Gotovina	129	0	129	129	0	0	0	0	0
FSR	22	Prenosljive vloge	493	0	493	430	63	0	0	0	0
FSR	29	Druge vloge	1.109	0	1.109	858	251	0	0	0	0
FSR	3	Vrednostni papirji razen delnic	6.999	217	3.949	3.543	388	3	0	14	2.832
FSR	331	Kratkoročni	3.635	1	3.549	3.543	5	1	0	0	85
FSR	332	Dolgoročni	3.348	205	397	0	382	1	0	14	2.746
FSR	34	Izvedeni finančni instrumenti	15	12	3	0	1	2	0	0	0
FSR	4	Posojila	16.279	10.533	863	0	135	685	43	0	584
FSR	41	Kratkoročna	5.097	4.092	338	0	40	261	37	0	66
FSR	42	Dolgoročna	11.182	6.440	525	0	95	425	5	0	518
FSR	5	Delnice in drug lastniški kapital	890	485	405	0	177	180	6	42	0
FSR	511	Delnice, ki kotirajo	270	247	23	0	1	19	0	3	0
FSR	512	Delnice, ki ne kotirajo	435	203	232	0	175	14	4	40	0
FSR	513	Drug lastniški kapital	98	34	63	0	0	61	2	0	0
FSR	52	Delnice/enote investicijskih skladov	87	0	87	0	0	86	0	0	0
FSR	6	Zavarovalno tehnične rezervacije	53	0	53	0	0	0	0	53	0
FSR	611	Rezervacije iz življenjskih zavarovanj	0	0	0	0	0	0	0	0	0
FSR	612	Rezervacije iz pokojninskih zavarovanj	0	0	0	0	0	0	0	0	0
FSR	62	Druge tehnične rezervacije	53	0	53	0	0	0	0	53	0
FSR	7	Druge terjatve	414	123	29	0	20	6	1	1	82
FSR	71	Trgovinski krediti in avansi	17	11	1	0	1	0	0	0	1
FSR	79	Drugo	397	112	27	0	19	6	1	1	81
OBV	F	**Obveznosti**	19.466	3.919	2.927	1	1.034	1.004	60	827	1.822
OBV	2	Gotovina in vloge	15.771	3.123	1.094	0	314	355	40	384	903
OBV	21	Gotovina	0	0	0	0	0	0	0	0	0
OBV	22	Prenosljive vloge	6.230	1.094	124	0	63	49	7	5	125
OBV	29	Druge vloge	9.541	2.029	970	0	251	306	33	380	779
OBV	3	Vrednostni papirji razen delnic	1.253	200	880	0	388	132	1	359	147
OBV	331	Kratkoročni	25	20	5	0	5	0	0	0	0
OBV	332	Dolgoročni	1.224	177	874	0	382	132	1	359	147
OBV	34	Izvedeni finančni instrumenti	4	3	1	0	1	0	0	0	0
OBV	4	Posojila	622	1	614	0	135	466	13	0	7
OBV	41	Kratkoročna	94	1	93	0	40	53	0	0	0
OBV	42	Dolgoročna	528	0	520	0	95	413	13	0	7
OBV	5	Delnice in drug lastniški kapital	1.610	503	305	0	177	51	6	72	726
OBV	511	Delnice, ki kotirajo	11	2	4	0	1	1	0	1	0
OBV	512	Delnice, ki ne kotirajo	1.594	499	301	0	175	49	5	71	726
OBV	513	Drug lastniški kapital	0	0	0	0	0	0	0	0	0
OBV	52	Delnice/enote investicijskih skladov	4	2	1	0	0	0	0	0	0
OBV	6	Zavarovalno tehnične rezervacije	0	0	0	0	0	0	0	0	0
OBV	611	Rezervacije iz življenjskih zavarovanj	0	0	0	0	0	0	0	0	0
OBV	612	Rezervacije iz pokojninskih zavarovanj	0	0	0	0	0	0	0	0	0
OBV	62	Druge tehnične rezervacije	0	0	0	0	0	0	0	0	0
OBV	7	Druge obveznosti	210	92	34	1	20	1	0	11	38
OBV	71	Trgovinski krediti in avansi	35	30	2	1	1	0	0	0	0
OBV	79	Drugo	175	62	32	0	19	1	0	11	38
NETO		**Neto finančna sredstva**	6.899	7.439	4.104	4.958	0	-129	-10	-716	1.676
			Gospodarstvo Slovenije/ *Total economy*	Nefinančne družbe/ *Non-financial corporations*	Finančne družbe/ *Financial corporations*	Centralna banka/ *Central Bank*	Druge denarne finančne institucije/ *Other monetary financial institutions*	Drugi finančni posredniki / *Other financial intermediaries*	Izvajalci pomožnih finančnih dejavnosti/ *Financial auxiliaries*	Zavarovalnice in pokojninski skladi/ *Insurance corporations and pension funds*	Država/ *General government*
			S1	S11	S12	S121	S122	S123	S124	S125	S13

S.122 – Other monetary financial institutions

Non-consolidated financial accounts – outstanding amounts 2005 (end of year) B.1.4.1.

EUR millions

Institutional sectors												
S1311	S1313	S1314	S14	S15	S2	S21	S2111	S2112	S22	Financial instruments	Code	Item type
3.403	78	17	4.457	23	3.607	2.219	1.955	265	1.387	**Financial assets**	F	FAS
0	0	0	0	0	0	0	0	0	0	Monetary gold and SDRs	1	FAS
0	0	0	0	0	1.525	1.271	1.181	90	254	Currency and deposits	2	FAS
0	0	0	0	0	48	35	33	2	13	Currency	21	FAS
0	0	0	0	0	379	355	309	46	24	Transferable deposits	22	FAS
0	0	0	0	0	1.098	881	839	42	217	Other deposits	29	FAS
2.832	0	0	0	0	932	708	576	132	223	Securities other than shares	3	FAS
85	0	0	0	0	1	1	1	0	0	Short-term	331	FAS
2.746	0	0	0	0	925	703	571	132	222	Long-term	332	FAS
0	0	0	0	0	5	4	3	0	1	Financial derivatives	34	FAS
491	77	17	4.279	19	842	157	126	31	684	Loans	4	FAS
45	4	17	595	6	247	61	43	19	185	Short-term	41	FAS
446	73	0	3.684	14	595	96	83	13	499	Long-term	42	FAS
0	0	0	0	0	286	74	64	10	212	Shares and other equity	5	FAS
0	0	0	0	0	53	13	8	5	40	Quoted shares	511	FAS
0	0	0	0	0	221	56	51	5	165	Unquoted shares	512	FAS
0	0	0	0	0	5	5	5	0	0	Other equity	513	FAS
0	0	0	0	0	7	0	0	0	7	Mutual funds shares	52	FAS
0	0	0	0	0	0	0	0	0	0	Insurance technical reserves	6	FAS
0	0	0	0	0	0	0	0	0	0	Life insurance reserves	611	FAS
0	0	0	0	0	0	0	0	0	0	Pension fund reserves	612	FAS
0	0	0	0	0	0	0	0	0	0	Other technical reserves	62	FAS
80	1	1	178	4	22	8	7	1	14	Other accounts receivable	7	FAS
0	0	0	1	3	1	0	0	0	0	Trade credits and advances	71	FAS
79	1	1	176	0	22	8	7	1	14	Other	79	FAS
1.357	300	165	10.552	246	9.342	8.671	7.208	1.463	671	**Liabilities**	F	LIA
534	287	82	10.415	236	2.304	1.871	1.835	36	434	Currency and deposits	2	LIA
0	0	0	0	0	0	0	0	0	0	Currency	21	LIA
55	65	5	4.780	107	269	137	127	10	132	Transferable deposits	22	LIA
479	222	77	5.635	130	2.035	1.734	1.707	26	301	Other deposits	29	LIA
106	2	39	25	0	350	344	173	171	7	Securities other than shares	3	LIA
0	0	0	0	0	0	0	0	0	0	Short-term	331	LIA
106	2	39	25	0	337	333	164	169	4	Long-term	332	LIA
0	0	0	0	0	13	11	9	2	2	Financial derivatives	34	LIA
7	0	0	0	0	5.913	5.694	4.480	1.214	219	Loans	4	LIA
0	0	0	0	0	607	514	485	29	93	Short-term	41	LIA
7	0	0	0	0	5.306	5.180	3.995	1.186	126	Long-term	42	LIA
680	8	38	66	9	751	746	710	37	4	Shares and other equity	5	LIA
0	0	0	4	0	0	0	0	0	0	Quoted shares	511	LIA
680	8	38	60	9	751	746	709	37	4	Unquoted shares	512	LIA
0	0	0	0	0	0	0	0	0	0	Other equity	513	LIA
0	0	0	2	0	0	0	0	0	0	Mutual funds shares	52	LIA
0	0	0	0	0	0	0	0	0	0	Insurance technical reserves	6	LIA
0	0	0	0	0	0	0	0	0	0	Life insurance reserves	611	LIA
0	0	0	0	0	0	0	0	0	0	Pension fund reserves	612	LIA
0	0	0	0	0	0	0	0	0	0	Other technical reserves	62	LIA
29	3	6	45	1	24	16	11	6	8	Other accounts payable	7	LIA
0	0	0	2	0	3	3	2	1	1	Trade credits and advances	71	LIA
29	3	6	43	0	21	13	9	5	7	Other	79	LIA
2.045	-222	-148	-6.095	-223	-5.735	-6.451	-5.253	-1.199	716	**Net financial assets**		NETO
Centralna država/ *Central government*	Lokalna država/ *Local government*	Skladi socialne varnosti/ *Social security funds*	Gospodinjstva/ *Households*	Nepr. instit., ki opravljajo storitve za gospod./ *Non-profit institutions serving households*	Tujina/ *Rest of the world*	EU/ *European Union*	EMU/ *Members of the EMU*	Ostale članice EU/ *European Union, not EMU*	Ostali (izven EU)/ *Others (not EU)*			
S1311	S1313	S1314	S14	S15	S2	S21	S2111	S2112	S22			

B.1.4.1.

S.122 - druge denarne finančne institucije

B.1.4.2. Nekonsolidirani finančni računi - transakcije 2006

v mio EUR

B.1.4.2.

Vrsta post.	Oznaka	Finančni instrumenti	Institucionalni sektorji								
			S1	S11	S12	S121	S122	S123	S124	S125	S13
FSR	F	**Finančna sredstva**	3.051	2.352	-340	-1.212	278	531	66	-3	-25
FSR	1	Monetarno zlato in SDR	0	0	0	0	0	0	0	0	0
FSR	2	Gotovina in vloge	623	0	623	507	116	0	0	0	0
FSR	21	Gotovina	35	0	35	35	0	0	0	0	0
FSR	22	Prenosljive vloge	431	0	431	368	63	0	0	0	0
FSR	29	Druge vloge	157	0	157	103	53	0	0	0	0
FSR	3	Vrednostni papirji razen delnic	-1.580	-14	-1.602	-1.719	104	13	0	1	36
FSR	331	Kratkoročni	-1.708	1	-1.705	-1.719	0	14	0	0	-5
FSR	332	Dolgoročni	133	-11	104	0	104	-1	0	1	41
FSR	34	Izvedeni finančni instrumenti	-5	-4	-1	0	0	-1	0	0	0
FSR	4	Posojila	4.019	2.276	587	0	52	475	69	-9	-20
FSR	41	Kratkoročna	1.391	897	267	0	-13	223	66	-9	7
FSR	42	Dolgoročna	2.628	1.379	319	0	65	252	3	0	-27
FSR	5	Delnice in drug lastniški kapital	159	116	43	0	0	45	-2	0	0
FSR	511	Delnice, ki kotirajo	74	63	11	0	0	12	0	0	0
FSR	512	Delnice, ki ne kotirajo	-6	-5	0	0	0	-1	0	0	0
FSR	513	Drug lastniški kapital	58	58	0	0	0	1	-2	0	0
FSR	52	Delnice/enote investicijskih skladov	33	0	33	0	0	33	0	0	0
FSR	6	Zavarovalno tehnične rezervacije	6	0	6	0	0	0	0	6	0
FSR	611	Rezervacije iz življenjskih zavarovanj	0	0	0	0	0	0	0	0	0
FSR	612	Rezervacije iz pokojninskih zavarovanj	0	0	0	0	0	0	0	0	0
FSR	62	Druge tehnične rezervacije	6	0	6	0	0	0	0	6	0
FSR	7	Druge terjatve	-175	-26	3	0	6	-2	-1	-1	-41
FSR	71	Trgovinski krediti in avansi	-10	-8	2	0	2	0	0	0	0
FSR	79	Drugo	-165	-18	2	0	5	-1	-1	-1	-41
OBV	F	**Obveznosti**	1.815	213	525	5	278	229	29	-16	294
OBV	2	Gotovina in vloge	1.443	212	239	0	116	105	23	-5	224
OBV	21	Gotovina	0	0	0	0	0	0	0	0	0
OBV	22	Prenosljive vloge	849	129	157	0	63	84	5	5	-22
OBV	29	Druge vloge	594	83	82	0	53	22	18	-10	246
OBV	3	Vrednostni papirji razen delnic	46	-9	96	0	104	2	0	-9	-41
OBV	331	Kratkoročni	-13	-13	0	0	0	0	0	0	0
OBV	332	Dolgoročni	17	-37	96	0	104	1	0	-9	-42
OBV	34	Izvedeni finančni instrumenti	42	41	0	0	0	1	0	0	1
OBV	4	Posojila	174	1	180	0	52	121	7	0	-7
OBV	41	Kratkoročna	-19	0	-20	0	-13	-7	0	0	0
OBV	42	Dolgoročna	193	0	199	0	65	128	7	0	-7
OBV	5	Delnice in drug lastniški kapital	9	8	1	0	0	1	0	0	-2
OBV	511	Delnice, ki kotirajo	1	1	0	0	0	0	0	0	0
OBV	512	Delnice, ki ne kotirajo	7	8	1	0	0	1	0	0	-2
OBV	513	Drug lastniški kapital	0	0	0	0	0	0	0	0	0
OBV	52	Delnice/enote investicijskih skladov	2	-1	0	0	0	0	0	0	0
OBV	6	Zavarovalno tehnične rezervacije	0	0	0	0	0	0	0	0	0
OBV	611	Rezervacije iz življenjskih zavarovanj	0	0	0	0	0	0	0	0	0
OBV	612	Rezervacije iz pokojninskih zavarovanj	0	0	0	0	0	0	0	0	0
OBV	62	Druge tehnične rezervacije	0	0	0	0	0	0	0	0	0
OBV	7	Druge obveznosti	143	2	9	5	6	0	0	-2	120
OBV	71	Trgovinski krediti in avansi	-5	-6	2	0	2	0	0	0	0
OBV	79	Drugo	147	8	7	5	5	0	0	-3	120
NETO		**Neto finančna sredstva**	1.237	2.139	-865	-1.217	0	302	37	13	-319
			Gospodarstvo Slovenije/ *Total economy*	Nefinančne družbe/ *Non-financial corporations*	Finančne družbe/ *Financial corporations*	Centralna banka/ *Central Bank*	Druge denarne finančne institucije/ *Other monetary financial institutions*	Drugi finančni posredniki / *Other financial intermediaries*	Izvajalci pomožnih finančnih dejavnosti/ *Financial auxiliaries*	Zavarovalnice in pokojninski skladi/ *Insurance corporations and pension funds*	Država/ *General government*
			S1	S11	S12	S121	S122	S123	S124	S125	S13

S.122 – Other monetary financial institutions

Non-consolidated financial accounts – transactions 2006 B.1.4.2.

EUR millions

Institutional sectors												
S1311	S1313	S1314	S14	S15	S2	S21	S2111	S2112	S22	Financial instruments	Code	Item type
-39	30	-16	1.062	3	1.502	825	788	37	677	**Financial assets**	F	FAS
0	0	0	0	0	0	0	0	0	0	Monetary gold and SDRs	1	FAS
0	0	0	0	0	-34	-104	-147	43	70	Currency and deposits	2	FAS
0	0	0	0	0	20	13	13	0	7	Currency	21	FAS
0	0	0	0	0	144	112	124	-11	32	Transferable deposits	22	FAS
0	0	0	0	0	-198	-229	-283	54	32	Other deposits	29	FAS
36	0	0	0	0	1.041	901	931	-31	140	Securities other than shares	3	FAS
-5	0	0	0	0	269	269	269	0	0	Short-term	331	FAS
41	0	0	0	0	766	626	657	-31	140	Long-term	332	FAS
0	0	0	0	0	6	6	5	0	0	Financial derivatives	34	FAS
-34	30	-17	1.170	6	469	31	4	27	438	Loans	4	FAS
21	3	-17	219	1	111	16	15	2	95	Short-term	41	FAS
-54	28	0	951	5	358	15	-11	26	343	Long-term	42	FAS
0	0	0	0	0	17	-7	-4	-2	24	Shares and other equity	5	FAS
0	0	0	0	0	3	1	1	0	1	Quoted shares	511	FAS
0	0	0	0	0	15	-5	-2	-2	19	Unquoted shares	512	FAS
0	0	0	0	0	-5	-5	-5	0	0	Other equity	513	FAS
0	0	0	0	0	4	1	1	0	3	Mutual funds shares	52	FAS
0	0	0	0	0	0	0	0	0	0	Insurance technical reserves	6	FAS
0	0	0	0	0	0	0	0	0	0	Life insurance reserves	611	FAS
0	0	0	0	0	0	0	0	0	0	Pension fund reserves	612	FAS
0	0	0	0	0	0	0	0	0	0	Other technical reserves	62	FAS
-41	0	1	-109	-3	9	4	4	0	5	Other accounts receivable	7	FAS
0	0	0	-1	-3	-1	-1	-1	0	0	Trade credits and advances	71	FAS
-41	0	1	-108	0	10	5	5	0	5	Other	79	FAS
297	41	-44	745	37	2.608	2.434	2.506	-73	175	**Liabilities**	F	LIA
220	42	-38	730	37	1.019	894	832	62	126	Currency and deposits	2	LIA
0	0	0	0	0	0	0	0	0	0	Currency	21	LIA
-32	2	8	558	26	9	2	-28	30	7	Transferable deposits	22	LIA
252	40	-46	171	11	1.011	892	860	32	119	Other deposits	29	LIA
-35	1	-6	0	0	34	38	42	-5	-4	Securities other than shares	3	LIA
0	0	0	0	0	0	0	0	0	0	Short-term	331	LIA
-35	1	-7	0	0	29	33	39	-6	-4	Long-term	332	LIA
0	0	1	0	0	5	5	4	1	0	Financial derivatives	34	LIA
-7	0	0	0	0	1.426	1.372	1.500	-127	53	Loans	4	LIA
0	0	0	0	0	-50	-197	-247	50	147	Short-term	41	LIA
-7	0	0	0	0	1.476	1.569	1.747	-178	-94	Long-term	42	LIA
-2	0	0	3	0	133	133	133	0	0	Shares and other equity	5	LIA
0	0	0	0	0	0	0	0	0	0	Quoted shares	511	LIA
-2	0	0	0	0	133	133	133	0	0	Unquoted shares	512	LIA
0	0	0	0	0	0	0	0	0	0	Other equity	513	LIA
0	0	0	3	0	0	0	0	0	0	Mutual funds shares	52	LIA
0	0	0	0	0	0	0	0	0	0	Insurance technical reserves	6	LIA
0	0	0	0	0	0	0	0	0	0	Life insurance reserves	611	LIA
0	0	0	0	0	0	0	0	0	0	Pension fund reserves	612	LIA
0	0	0	0	0	0	0	0	0	0	Other technical reserves	62	LIA
121	-1	0	12	0	-3	-3	-1	-2	0	Other accounts payable	7	LIA
0	0	0	-1	0	-1	-1	0	0	0	Trade credits and advances	71	LIA
121	-1	0	13	0	-2	-2	-1	-2	0	Other	79	LIA
-336	-11	28	317	-34	-1.106	-1.608	-1.718	110	502	**Net financial assets**		NETO
Centralna država/ *Central government*	Lokalna država/ *Local government*	Skladi socialne varnosti/ *Social security funds*	Gospodinjstva/ *Households*	Nepr. instit., ki opravljajo storitve za gospod./ *Non-profit institutions serving households*	Tujina/ *Rest of the world*	EU/ *European Union*	EMU/ *Members of the EMU*	Ostale članice EU/ *European Union, not EMU*	Ostali (izven EU)/ *Others (not EU)*			
S1311	S1313	S1314	S14	S15	S2	S21	S2111	S2112	S22			

B.1.4.2.

S.122 - druge denarne finančne institucije

B.1.4.3. Nekonsolidirani finančni računi - vrednostne spremembe 2006

v mio EUR

B.1.4.3.

Vrsta post.	Oznaka	Finančni instrumenti	Institucionalni sektorji								
			S1	S11	S12	S121	S122	S123	S124	S125	S13
FSR	F	**Finančna sredstva**	148	143	60	-10	24	16	14	15	-68
FSR	1	Monetarno zlato in SDR	0	0	0	0	0	0	0	0	0
FSR	2	Gotovina in vloge	-3	0	-3	0	-3	0	0	0	0
FSR	21	Gotovina	0	0	0	0	0	0	0	0	0
FSR	22	Prenosljive vloge	5	0	5	0	5	0	0	0	0
FSR	29	Druge vloge	-8	0	-8	0	-8	0	0	0	0
FSR	3	Vrednostni papirji razen delnic	-97	7	-43	-10	-32	-1	0	0	-62
FSR	331	Kratkoročni	-15	0	-16	-10	-5	0	0	0	1
FSR	332	Dolgoročni	-91	-1	-26	0	-26	0	0	0	-64
FSR	34	Izvedeni finančni instrumenti	8	9	-1	0	-1	0	0	0	0
FSR	4	Posojila	50	1	38	0	24	-9	14	9	-5
FSR	41	Kratkoročna	-2	-4	5	0	3	-7	0	9	4
FSR	42	Dolgoročna	52	4	34	0	21	-1	14	0	-9
FSR	5	Delnice in drug lastniški kapital	203	139	64	0	33	25	0	5	0
FSR	511	Delnice, ki kotirajo	138	134	5	0	0	6	0	-2	0
FSR	512	Delnice, ki ne kotirajo	34	3	31	0	33	-10	0	7	0
FSR	513	Drug lastniški kapital	12	2	10	0	0	10	0	0	0
FSR	52	Delnice/enote investicijskih skladov	19	0	19	0	0	19	0	0	0
FSR	6	Zavarovalno tehnične rezervacije	1	0	1	0	0	0	0	1	0
FSR	611	Rezervacije iz življenjskih zavarovanj	0	0	0	0	0	0	0	0	0
FSR	612	Rezervacije iz pokojninskih zavarovanj	0	0	0	0	0	0	0	0	0
FSR	62	Druge tehnične rezervacije	1	0	1	0	0	0	0	1	0
FSR	7	Druge terjatve	-6	-4	2	0	2	0	0	0	-2
FSR	71	Trgovinski krediti in avansi	-1	-1	0	0	0	0	0	0	0
FSR	79	Drugo	-5	-4	2	0	2	0	0	0	-2
OBV	F	**Obveznosti**	132	107	12	0	24	9	-43	23	-47
OBV	2	Gotovina in vloge	20	-2	0	0	-3	1	-24	26	-8
OBV	21	Gotovina	0	0	0	0	0	0	0	0	0
OBV	22	Prenosljive vloge	0	4	5	0	5	1	0	0	1
OBV	29	Druge vloge	20	-6	-5	0	-8	0	-24	26	-9
OBV	3	Vrednostni papirji razen delnic	41	36	-37	0	-32	6	0	-12	13
OBV	331	Kratkoročni	-5	0	-5	0	-5	0	0	0	0
OBV	332	Dolgoročni	29	17	-31	0	-26	6	0	-12	14
OBV	34	Izvedeni finančni instrumenti	18	19	-1	0	-1	0	0	0	-1
OBV	4	Posojila	3	0	4	0	24	-1	-19	0	0
OBV	41	Kratkoročna	3	0	2	0	3	0	0	0	0
OBV	42	Dolgoročna	1	0	1	0	21	-1	-19	0	0
OBV	5	Delnice in drug lastniški kapital	107	100	47	0	33	2	0	12	-42
OBV	511	Delnice, ki kotirajo	0	-1	1	0	0	1	0	0	0
OBV	512	Delnice, ki ne kotirajo	107	101	46	0	33	1	0	12	-42
OBV	513	Drug lastniški kapital	0	0	0	0	0	0	0	0	0
OBV	52	Delnice/enote investicijskih skladov	0	0	0	0	0	0	0	0	0
OBV	6	Zavarovalno tehnične rezervacije	0	0	0	0	0	0	0	0	0
OBV	611	Rezervacije iz življenjskih zavarovanj	0	0	0	0	0	0	0	0	0
OBV	612	Rezervacije iz pokojninskih zavarovanj	0	0	0	0	0	0	0	0	0
OBV	62	Druge tehnične rezervacije	0	0	0	0	0	0	0	0	0
OBV	7	Druge obveznosti	-40	-27	-2	0	2	0	0	-4	-10
OBV	71	Trgovinski krediti in avansi	0	0	0	0	0	0	0	0	0
OBV	79	Drugo	-40	-27	-2	0	2	0	0	-4	-10
NETO		**Neto finančna sredstva**	16	36	47	-10	0	7	57	-7	-21
			Gospodarstvo Slovenije/ *Total economy*	Nefinančne družbe/ *Non-financial corporations*	Finančne družbe/ *Financial corporations*	Centralna banka/ *Central Bank*	Druge denarne finančne institucije/ *Other monetary financial institutions*	Drugi finančni posredniki / *Other financial intermediaries*	Izvajalci pomožnih finančnih dejavnosti/ *Financial auxiliaries*	Zavarovalnice in pokojninski skladi/ *Insurance corporations and pension funds*	Država/ *General government*
			S1	S11	S12	S121	S122	S123	S124	S125	S13

S.122 – Other monetary financial institutions

Non-consolidated financial accounts – revaluation changes 2006 B.1.4.3.

EUR millions

Institutional sectors												
S1311	S1313	S1314	S14	S15	S2	S21	S2111	S2112	S22	Financial instruments	Code	Item type
-64	-3	-1	16	-2	-48	-64	-49	-15	16	**Financial assets**	F	FAS
0	0	0	0	0	0	0	0	0	0	Monetary gold and SDRs	1	FAS
0	0	0	0	0	-37	-37	-35	-2	-1	Currency and deposits	2	FAS
0	0	0	0	0	-1	-1	-1	0	0	Currency	21	FAS
0	0	0	0	0	-21	-21	-20	-1	-1	Transferable deposits	22	FAS
0	0	0	0	0	-15	-15	-14	-1	0	Other deposits	29	FAS
-62	0	0	0	0	-29	-37	-21	-16	8	Securities other than shares	3	FAS
1	0	0	0	0	14	14	15	0	-1	Short-term	331	FAS
-64	0	0	0	0	-64	-65	-47	-18	1	Long-term	332	FAS
0	0	0	0	0	21	14	12	2	7	Financial derivatives	34	FAS
-2	-3	0	18	-2	-7	0	0	0	-7	Loans	4	FAS
4	0	0	-7	0	-2	-1	-1	0	-1	Short-term	41	FAS
-5	-3	0	24	-2	-5	1	1	0	-6	Long-term	42	FAS
0	0	0	0	0	25	8	6	2	17	Shares and other equity	5	FAS
0	0	0	0	0	83	2	1	1	81	Quoted shares	511	FAS
0	0	0	0	0	-59	6	4	2	-65	Unquoted shares	512	FAS
0	0	0	0	0	0	0	0	0	0	Other equity	513	FAS
0	0	0	0	0	1	0	0	0	1	Mutual funds shares	52	FAS
0	0	0	0	0	0	0	0	0	0	Insurance technical reserves	6	FAS
0	0	0	0	0	0	0	0	0	0	Life insurance reserves	611	FAS
0	0	0	0	0	0	0	0	0	0	Pension fund reserves	612	FAS
0	0	0	0	0	0	0	0	0	0	Other technical reserves	62	FAS
-1	0	-1	-2	0	0	1	1	0	0	Other accounts receivable	7	FAS
0	0	0	0	0	1	1	1	0	0	Trade credits and advances	71	FAS
-1	0	-1	-2	0	0	0	0	0	0	Other	79	FAS
-55	2	5	66	-6	125	680	664	16	-554	**Liabilities**	F	LIA
-9	1	0	36	-6	-38	286	288	-1	-324	Currency and deposits	2	LIA
0	0	0	0	0	0	0	0	0	0	Currency	21	LIA
1	-1	0	-4	-7	-25	-11	-10	-1	-14	Transferable deposits	22	LIA
-11	2	0	40	0	-13	298	298	0	-311	Other deposits	29	LIA
10	0	3	29	0	22	19	14	5	2	Securities other than shares	3	LIA
0	0	0	0	0	0	0	0	0	0	Short-term	331	LIA
10	0	4	29	0	18	18	13	5	0	Long-term	332	LIA
0	0	-1	0	0	4	1	1	0	2	Financial derivatives	34	LIA
0	0	0	0	0	17	251	244	7	-234	Loans	4	LIA
0	0	0	0	0	0	233	227	6	-233	Short-term	41	LIA
0	0	0	0	0	17	18	17	1	-1	Long-term	42	LIA
-45	1	2	2	0	105	103	98	5	1	Shares and other equity	5	LIA
0	0	0	0	0	0	0	0	0	0	Quoted shares	511	LIA
-45	1	2	2	0	105	103	98	5	1	Unquoted shares	512	LIA
0	0	0	0	0	0	0	0	0	0	Other equity	513	LIA
0	0	0	0	0	0	0	0	0	0	Mutual funds shares	52	LIA
0	0	0	0	0	0	0	0	0	0	Insurance technical reserves	6	LIA
0	0	0	0	0	0	0	0	0	0	Life insurance reserves	611	LIA
0	0	0	0	0	0	0	0	0	0	Pension fund reserves	612	LIA
0	0	0	0	0	0	0	0	0	0	Other technical reserves	62	LIA
-9	0	0	-1	0	20	20	20	0	0	Other accounts payable	7	LIA
0	0	0	0	0	0	0	0	0	0	Trade credits and advances	71	LIA
-9	0	0	-1	0	20	20	20	0	0	Other	79	LIA
-10	-5	-6	-50	4	-173	-744	-713	-31	571	**Net financial assets**		NETO
Centralna država/ *Central government*	Lokalna država/ *Local government*	Skladi socialne varnosti/ *Social security funds*	Gospodinjstva/ *Households*	Nepr. instit., ki opravljajo storitve za gospod./ *Non-profit institutions serving households*	Tujina/ *Rest of the world*	EU/ *European Union*	EMU/ *Members of the EMU*	Ostale članice EU/ *European Union, not EMU*	Ostali (izven EU)/ *Others (not EU)*			
S1311	S1313	S1314	S14	S15	S2	S21	S2111	S2112	S22			

B.1.4.3.

S.122 - druge denarne finančne institucije

B.1.4.4. Nekonsolidirani finančni računi - stanja 2006 (konec leta)

v mio EUR

B.1.4.4.

Vrsta post.	Oznaka	Finančni instrumenti	Institucionalni sektorji								
			S1	S11	S12	S121	S122	S123	S124	S125	S13
FSR	F	**Finančna sredstva**	29.565	13.852	6.750	3.738	1.336	1.422	131	123	3.405
FSR	1	Monetarno zlato in SDR	0	0	0	0	0	0	0	0	0
FSR	2	Gotovina in vloge	2.350	0	2.350	1.923	427	0	0	0	0
FSR	21	Gotovina	164	0	164	164	0	0	0	0	0
FSR	22	Prenosljive vloge	928	0	928	798	131	0	0	0	0
FSR	29	Druge vloge	1.258	0	1.258	962	296	0	0	0	0
FSR	3	Vrednostni papirji razen delnic	5.321	211	2.305	1.815	460	16	0	14	2.806
FSR	331	Kratkoročni	1.912	2	1.829	1.815	0	14	0	0	82
FSR	332	Dolgoročni	3.391	192	475	0	460	0	0	14	2.724
FSR	34	Izvedeni finančni instrumenti	18	16	1	0	0	1	0	0	0
FSR	4	Posojila	20.348	12.810	1.488	0	211	1.152	125	0	560
FSR	41	Kratkoročna	6.486	4.985	610	0	30	477	103	0	76
FSR	42	Dolgoročna	13.862	7.824	878	0	181	675	23	0	483
FSR	5	Delnice in drug lastniški kapital	1.251	739	512	0	210	250	4	48	0
FSR	511	Delnice, ki kotirajo	483	443	39	0	1	37	0	1	0
FSR	512	Delnice, ki ne kotirajo	463	201	262	0	208	3	4	47	0
FSR	513	Drug lastniški kapital	167	95	72	0	0	72	1	0	0
FSR	52	Delnice/enote investicijskih skladov	138	0	138	0	0	138	0	0	0
FSR	6	Zavarovalno tehnične rezervacije	60	0	60	0	0	0	0	60	0
FSR	611	Rezervacije iz življenjskih zavarovanj	0	0	0	0	0	0	0	0	0
FSR	612	Rezervacije iz pokojninskih zavarovanj	0	0	0	0	0	0	0	0	0
FSR	62	Druge tehnične rezervacije	60	0	60	0	0	0	0	60	0
FSR	7	Druge terjatve	233	92	34	0	28	5	0	1	39
FSR	71	Trgovinski krediti in avansi	6	2	3	0	3	0	0	0	0
FSR	79	Drugo	228	90	31	0	25	5	0	1	39
OBV	F	**Obveznosti**	21.412	4.239	3.464	7	1.336	1.242	47	833	2.069
OBV	2	Gotovina in vloge	17.234	3.333	1.334	0	427	461	40	406	1.120
OBV	21	Gotovina	0	0	0	0	0	0	0	0	0
OBV	22	Prenosljive vloge	7.078	1.227	287	0	131	133	13	10	104
OBV	29	Druge vloge	10.155	2.106	1.047	0	296	328	27	396	1.016
OBV	3	Vrednostni papirji razen delnic	1.340	227	940	0	460	140	1	339	120
OBV	331	Kratkoročni	7	7	0	0	0	0	0	0	0
OBV	332	Dolgoročni	1.270	158	939	0	460	139	1	339	120
OBV	34	Izvedeni finančni instrumenti	64	63	1	0	0	1	0	0	0
OBV	4	Posojila	799	1	797	0	211	586	0	0	0
OBV	41	Kratkoročna	77	1	76	0	30	46	0	0	0
OBV	42	Dolgoročna	722	0	721	0	181	540	0	0	0
OBV	5	Delnice in drug lastniški kapital	1.726	611	353	0	210	54	5	84	681
OBV	511	Delnice, ki kotirajo	11	2	4	0	1	2	0	1	0
OBV	512	Delnice, ki ne kotirajo	1.708	607	348	0	208	52	5	83	681
OBV	513	Drug lastniški kapital	0	0	0	0	0	0	0	0	0
OBV	52	Delnice/enote investicijskih skladov	7	1	1	0	0	0	0	0	0
OBV	6	Zavarovalno tehnične rezervacije	0	0	0	0	0	0	0	0	0
OBV	611	Rezervacije iz življenjskih zavarovanj	0	0	0	0	0	0	0	0	0
OBV	612	Rezervacije iz pokojninskih zavarovanj	0	0	0	0	0	0	0	0	0
OBV	62	Druge tehnične rezervacije	0	0	0	0	0	0	0	0	0
OBV	7	Druge obveznosti	313	67	41	6	28	1	0	5	148
OBV	71	Trgovinski krediti in avansi	30	24	4	1	3	0	0	0	0
OBV	79	Drugo	283	43	37	5	25	1	0	5	148
NETO		**Neto finančna sredstva**	8.152	9.613	3.285	3.731	0	180	84	-710	1.335
			Gospodarstvo Slovenije/ *Total economy*	Nefinančne družbe/ *Non-financial corporations*	Finančne družbe/ *Financial corporations*	Centralna banka/ *Central Bank*	Druge denarne finančne institucije/ *Other monetary financial institutions*	Drugi finančni posredniki / *Other financial intermediaries*	Izvajalci pomožnih finančnih dejavnosti/ *Financial auxiliaries*	Zavarovalnice in pokojninski skladi/ *Insurance corporations and pension funds*	Država/ *General government*
			S1	S11	S12	S121	S122	S123	S124	S125	S13

S.122 – Other monetary financial institutions

Non-consolidated financial accounts – outstanding amounts 2006 (end of year) B.1.4.4.

EUR millions

Institutional sectors												
S1311	S1313	S1314	S14	S15	S2	S21	S2111	S2112	S22	Financial instruments	Code	Item type
3.299	105	1	5.534	24	5.061	2.980	2.694	287	2.080	**Financial assets**	F	FAS
0	0	0	0	0	0	0	0	0	0	Monetary gold and SDRs	1	FAS
0	0	0	0	0	1.455	1.131	1.000	131	323	Currency and deposits	2	FAS
0	0	0	0	0	67	48	46	2	19	Currency	21	FAS
0	0	0	0	0	502	446	412	34	56	Transferable deposits	22	FAS
0	0	0	0	0	886	637	541	96	249	Other deposits	29	FAS
2.806	0	0	0	0	1.943	1.572	1.486	86	371	Securities other than shares	3	FAS
82	0	0	0	0	284	284	284	0	0	Short-term	331	FAS
2.724	0	0	0	0	1.627	1.264	1.181	83	362	Long-term	332	FAS
0	0	0	0	0	32	23	21	3	9	Financial derivatives	34	FAS
456	104	0	5.467	24	1.304	188	130	59	1.115	Loans	4	FAS
70	7	0	807	7	356	77	57	20	279	Short-term	41	FAS
386	97	0	4.660	17	948	111	73	39	837	Long-term	42	FAS
0	0	0	0	0	328	76	66	10	252	Shares and other equity	5	FAS
0	0	0	0	0	139	16	11	5	122	Quoted shares	511	FAS
0	0	0	0	0	176	57	53	5	119	Unquoted shares	512	FAS
0	0	0	0	0	1	1	1	0	0	Other equity	513	FAS
0	0	0	0	0	12	2	2	0	11	Mutual funds shares	52	FAS
0	0	0	0	0	0	0	0	0	0	Insurance technical reserves	6	FAS
0	0	0	0	0	0	0	0	0	0	Life insurance reserves	611	FAS
0	0	0	0	0	0	0	0	0	0	Pension fund reserves	612	FAS
0	0	0	0	0	0	0	0	0	0	Other technical reserves	62	FAS
38	1	1	67	1	32	13	12	1	19	Other accounts receivable	7	FAS
0	0	0	0	0	1	0	0	0	0	Trade credits and advances	71	FAS
37	1	1	67	1	31	13	12	1	18	Other	79	FAS
1.599	343	126	11.363	277	12.075	11.784	10.378	1.406	291	**Liabilities**	F	LIA
745	330	45	11.181	267	3.286	3.051	2.955	96	235	Currency and deposits	2	LIA
0	0	0	0	0	0	0	0	0	0	Currency	21	LIA
25	66	13	5.335	126	253	128	89	38	125	Transferable deposits	22	LIA
720	264	32	5.846	141	3.033	2.923	2.865	58	110	Other deposits	29	LIA
81	3	36	54	0	406	401	230	171	5	Securities other than shares	3	LIA
0	0	0	0	0	0	0	0	0	0	Short-term	331	LIA
81	3	36	54	0	384	384	215	168	0	Long-term	332	LIA
0	0	0	0	0	22	17	14	3	5	Financial derivatives	34	LIA
0	0	0	0	0	7.355	7.317	6.223	1.094	38	Loans	4	LIA
0	0	0	0	0	557	550	464	85	7	Short-term	41	LIA
0	0	0	0	0	6.798	6.767	5.759	1.008	31	Long-term	42	LIA
632	9	40	71	10	988	982	941	42	6	Shares and other equity	5	LIA
0	0	0	5	0	0	0	0	0	0	Quoted shares	511	LIA
632	9	40	62	10	988	982	941	42	6	Unquoted shares	512	LIA
0	0	0	0	0	0	0	0	0	0	Other equity	513	LIA
0	0	0	5	0	0	0	0	0	0	Mutual funds shares	52	LIA
0	0	0	0	0	0	0	0	0	0	Insurance technical reserves	6	LIA
0	0	0	0	0	0	0	0	0	0	Life insurance reserves	611	LIA
0	0	0	0	0	0	0	0	0	0	Pension fund reserves	612	LIA
0	0	0	0	0	0	0	0	0	0	Other technical reserves	62	LIA
141	1	6	56	0	40	33	29	4	7	Other accounts payable	7	LIA
0	0	0	1	0	2	2	1	0	0	Trade credits and advances	71	LIA
141	1	6	55	0	38	31	28	3	7	Other	79	LIA
1.700	-239	-126	-5.829	-253	-7.015	-8.804	-7.684	-1.120	1.789	**Net financial assets**		NETO
Centralna država/ *Central government*	Lokalna država/ *Local government*	Skladi socialne varnosti/ *Social security funds*	Gospodinjstva/ *Households*	Nepr. instit., ki opravljajo storitve za gospod./ *Non-profit institutions serving households*	Tujina/ *Rest of the world*	EU/ *European Union*	EMU/ *Members of the EMU*	Ostale članice EU/ *European Union, not EMU*	Ostali (izven EU)/ *Others (not EU)*			
S1311	S1313	S1314	S14	S15	S2	S21	S2111	S2112	S22			

B.1.4.4.

S.123 - drugi finančni posredniki

B.1.5.1. Nekonsolidirani finančni računi - stanja 2005 (konec leta)

v mio EUR

B.1.5.1.

Vrsta post.	Oznaka	Finančni instrumenti	Institucionalni sektorji								
			S1	S11	S12	S121	S122	S123	S124	S125	S13
FSR	F	**Finančna sredstva**	5.913	3.604	1.271	1	1.004	234	8	24	332
FSR	1	Monetarno zlato in SDR	0	0	0	0	0	0	0	0	0
FSR	2	Gotovina in vloge	355	0	355	1	355	0	0	0	0
FSR	21	Gotovina	1	0	1	1	0	0	0	0	0
FSR	22	Prenosljive vloge	49	0	49	0	49	0	0	0	0
FSR	29	Druge vloge	306	0	306	0	306	0	0	0	0
FSR	3	Vrednostni papirji razen delnic	375	26	142	0	132	1	0	9	207
FSR	331	Kratkoročni	43	2	0	0	0	0	0	0	41
FSR	332	Dolgoročni	331	24	142	0	132	1	0	9	166
FSR	34	Izvedeni finančni instrumenti	0	0	0	0	0	0	0	0	0
FSR	4	Posojila	2.721	1.409	540	0	466	72	2	0	100
FSR	41	Kratkoročna	312	194	102	0	53	49	0	0	0
FSR	42	Dolgoročna	2.409	1.215	437	0	413	22	2	0	100
FSR	5	Delnice in drug lastniški kapital	2.158	1.937	221	0	51	156	4	11	0
FSR	511	Delnice, ki kotirajo	1.013	971	42	0	1	40	0	1	0
FSR	512	Delnice, ki ne kotirajo	769	707	62	0	49	0	2	10	0
FSR	513	Drug lastniški kapital	275	260	16	0	0	15	1	0	0
FSR	52	Delnice/enote investicijskih skladov	101	0	101	0	0	101	0	0	0
FSR	6	Zavarovalno tehnične rezervacije	2	0	2	0	0	0	0	2	0
FSR	611	Rezervacije iz življenjskih zavarovanj	0	0	0	0	0	0	0	0	0
FSR	612	Rezervacije iz pokojninskih zavarovanj	0	0	0	0	0	0	0	0	0
FSR	62	Druge tehnične rezervacije	2	0	2	0	0	0	0	2	0
FSR	7	Druge terjatve	302	232	12	0	1	6	2	2	25
FSR	71	Trgovinski krediti in avansi	152	119	2	0	0	1	0	0	2
FSR	79	Drugo	150	112	10	0	1	5	2	2	22
OBV	F	**Obveznosti**	3.709	675	1.379	0	875	234	18	252	211
OBV	2	Gotovina in vloge	0	0	0	0	0	0	0	0	0
OBV	21	Gotovina	0	0	0	0	0	0	0	0	0
OBV	22	Prenosljive vloge	0	0	0	0	0	0	0	0	0
OBV	29	Druge vloge	0	0	0	0	0	0	0	0	0
OBV	3	Vrednostni papirji razen delnic	8	0	6	0	3	1	0	2	1
OBV	331	Kratkoročni	1	0	1	0	1	0	0	0	0
OBV	332	Dolgoročni	5	0	3	0	1	1	0	2	1
OBV	34	Izvedeni finančni instrumenti	2	0	2	0	2	0	0	0	0
OBV	4	Posojila	837	57	765	0	685	72	1	7	0
OBV	41	Kratkoročna	374	51	317	0	261	49	1	6	0
OBV	42	Dolgoročna	462	6	448	0	425	22	0	1	0
OBV	5	Delnice in drug lastniški kapital	2.571	490	586	0	180	156	13	238	89
OBV	511	Delnice, ki kotirajo	363	132	112	0	19	40	3	50	2
OBV	512	Delnice, ki ne kotirajo	107	19	15	0	14	0	0	1	72
OBV	513	Drug lastniški kapital	162	51	90	0	61	15	2	13	0
OBV	52	Delnice/enote investicijskih skladov	1.938	288	370	0	86	101	8	174	15
OBV	6	Zavarovalno tehnične rezervacije	0	0	0	0	0	0	0	0	0
OBV	611	Rezervacije iz življenjskih zavarovanj	0	0	0	0	0	0	0	0	0
OBV	612	Rezervacije iz pokojninskih zavarovanj	0	0	0	0	0	0	0	0	0
OBV	62	Druge tehnične rezervacije	0	0	0	0	0	0	0	0	0
OBV	7	Druge obveznosti	294	129	22	0	6	6	4	6	121
OBV	71	Trgovinski krediti in avansi	123	100	6	0	0	1	0	4	3
OBV	79	Drugo	171	29	16	0	6	5	3	2	118
NETO		**Neto finančna sredstva**	2.204	2.929	-108	1	129	0	-10	-228	121
			Gospodarstvo Slovenije/ *Total economy*	Nefinančne družbe/ *Non-financial corporations*	Finančne družbe/ *Financial corporations*	Centralna banka/ *Central Bank*	Druge denarne finančne institucije/ *Other monetary financial institutions*	Drugi finančni posredniki / *Other financial intermediaries*	Izvajalci pomožnih finančnih dejavnosti/ *Financial auxiliaries*	Zavarovalnice in pokojninski skladi/ *Insurance corporations and pension funds*	Država/ *General government*
			S1	S11	S12	S121	S122	S123	S124	S125	S13

S.123 – Other financial intermediaries

Non-consolidated financial accounts – outstanding amounts 2005 (end of year) B.1.5.1.

EUR millions

Institutional sectors												
S1311	S1313	S1314	S14	S15	S2	S21	S2111	S2112	S22	Financial instruments	Code	Item type
251	78	3	700	6	787	421	341	80	366	**Financial assets**	F	FAS
0	0	0	0	0	0	0	0	0	0	Monetary gold and SDRs	1	FAS
0	0	0	0	0	27	22	22	0	5	Currency and deposits	2	FAS
0	0	0	0	0	0	0	0	0	0	Currency	21	FAS
0	0	0	0	0	25	22	22	0	3	Transferable deposits	22	FAS
0	0	0	0	0	2	0	0	0	2	Other deposits	29	FAS
207	0	0	0	0	86	78	66	13	8	Securities other than shares	3	FAS
41	0	0	0	0	1	1	0	1	0	Short-term	331	FAS
166	0	0	0	0	84	77	65	12	7	Long-term	332	FAS
0	0	0	0	0	1	0	0	0	1	Financial derivatives	34	FAS
27	70	3	666	6	71	1	1	0	70	Loans	4	FAS
0	0	0	15	0	22	1	1	0	21	Short-term	41	FAS
27	70	3	651	6	50	0	0	0	49	Long-term	42	FAS
0	0	0	0	0	585	309	246	63	276	Shares and other equity	5	FAS
0	0	0	0	0	461	258	196	62	203	Quoted shares	511	FAS
0	0	0	0	0	25	9	9	0	16	Unquoted shares	512	FAS
0	0	0	0	0	6	2	2	0	4	Other equity	513	FAS
0	0	0	0	0	93	40	39	1	53	Mutual funds shares	52	FAS
0	0	0	0	0	0	0	0	0	0	Insurance technical reserves	6	FAS
0	0	0	0	0	0	0	0	0	0	Life insurance reserves	611	FAS
0	0	0	0	0	0	0	0	0	0	Pension fund reserves	612	FAS
0	0	0	0	0	0	0	0	0	0	Other technical reserves	62	FAS
17	7	0	34	0	18	12	6	5	6	Other accounts receivable	7	FAS
1	2	0	29	0	14	8	6	2	6	Trade credits and advances	71	FAS
17	6	0	5	0	4	4	0	4	1	Other	79	FAS
196	6	10	1.433	10	3.006	2.941	2.890	51	65	**Liabilities**	F	LIA
0	0	0	0	0	0	0	0	0	0	Currency and deposits	2	LIA
0	0	0	0	0	0	0	0	0	0	Currency	21	LIA
0	0	0	0	0	0	0	0	0	0	Transferable deposits	22	LIA
0	0	0	0	0	0	0	0	0	0	Other deposits	29	LIA
1	0	0	1	0	0	0	0	0	0	Securities other than shares	3	LIA
0	0	0	0	0	0	0	0	0	0	Short-term	331	LIA
1	0	0	1	0	0	0	0	0	0	Long-term	332	LIA
0	0	0	0	0	0	0	0	0	0	Financial derivatives	34	LIA
0	0	0	14	0	2.827	2.782	2.739	43	46	Loans	4	LIA
0	0	0	6	0	66	66	66	0	0	Short-term	41	LIA
0	0	0	8	0	2.761	2.716	2.673	43	46	Long-term	42	LIA
78	3	9	1.396	10	162	146	139	7	15	Shares and other equity	5	LIA
0	0	1	117	0	3	2	2	0	1	Quoted shares	511	LIA
72	0	0	1	0	0	0	0	0	0	Unquoted shares	512	LIA
0	0	0	22	0	136	127	127	0	8	Other equity	513	LIA
5	2	8	1.256	9	23	18	10	7	6	Mutual funds shares	52	LIA
0	0	0	0	0	0	0	0	0	0	Insurance technical reserves	6	LIA
0	0	0	0	0	0	0	0	0	0	Life insurance reserves	611	LIA
0	0	0	0	0	0	0	0	0	0	Pension fund reserves	612	LIA
0	0	0	0	0	0	0	0	0	0	Other technical reserves	62	LIA
117	3	1	22	0	17	13	12	1	4	Other accounts payable	7	LIA
0	3	0	15	0	7	5	5	0	2	Trade credits and advances	71	LIA
117	0	1	7	0	10	7	6	1	3	Other	79	LIA
55	72	-6	-733	-5	-2.219	-2.519	-2.549	29	301	**Net financial assets**		NETO
Centralna država/ *Central government*	Lokalna država/ *Local government*	Skladi socialne varnosti/ *Social security funds*	Gospodinjstva/ *Households*	Nepr. instit., ki opravljajo storitve za gospod./ *Non-profit institutions serving households*	Tujina/ *Rest of the world*	EU/ *European Union*	EMU/ *Members of the EMU*	Ostale članice EU/ *European Union, not EMU*	Ostali (izven EU)/ *Others (not EU)*			
S1311	S1313	S1314	S14	S15	S2	S21	S2111	S2112	S22			

B.1.5.1.

S.123 - drugi finančni posredniki

B.1.5.2. Nekonsolidirani finančni računi - transakcije 2006

v mio EUR

B.1.5.2.

Vrsta post.	Oznaka	Finančni instrumenti	Institucionalni sektorji								
			S1	S11	S12	S121	S122	S123	S124	S125	S13
FSR	F	**Finančna sredstva**	517	100	247	0	229	26	-3	-5	-24
FSR	1	Monetarno zlato in SDR	0	0	0	0	0	0	0	0	0
FSR	2	Gotovina in vloge	105	0	105	0	105	0	0	0	0
FSR	21	Gotovina	0	0	0	0	0	0	0	0	0
FSR	22	Prenosljive vloge	84	0	84	0	84	0	0	0	0
FSR	29	Druge vloge	22	0	22	0	22	0	0	0	0
FSR	3	Vrednostni papirji razen delnic	-43	-6	0	0	2	-1	0	-1	-37
FSR	331	Kratkoročni	-14	0	0	0	0	0	0	0	-14
FSR	332	Dolgoročni	-30	-6	0	0	1	-1	0	-1	-23
FSR	34	Izvedeni finančni instrumenti	1	0	1	0	1	0	0	0	0
FSR	4	Posojila	702	489	81	0	121	-38	-2	0	1
FSR	41	Kratkoročna	47	63	-43	0	-7	-34	-1	0	0
FSR	42	Dolgoročna	655	426	124	0	128	-4	0	0	1
FSR	5	Delnice in drug lastniški kapital	-367	-427	60	0	1	60	-1	-1	0
FSR	511	Delnice, ki kotirajo	-197	-236	39	0	0	40	0	-1	0
FSR	512	Delnice, ki ne kotirajo	-81	-84	3	0	1	2	0	0	0
FSR	513	Drug lastniški kapital	-109	-107	-2	0	0	-2	0	0	0
FSR	52	Delnice/enote investicijskih skladov	20	0	20	0	0	20	0	0	0
FSR	6	Zavarovalno tehnične rezervacije	-1	0	-1	0	0	0	0	-1	0
FSR	611	Rezervacije iz življenjskih zavarovanj	0	0	0	0	0	0	0	0	0
FSR	612	Rezervacije iz pokojninskih zavarovanj	0	0	0	0	0	0	0	0	0
FSR	62	Druge tehnične rezervacije	-1	0	-1	0	0	0	0	-1	0
FSR	7	Druge terjatve	121	45	1	0	0	4	-1	-2	12
FSR	71	Trgovinski krediti in avansi	53	-11	1	0	0	0	1	0	0
FSR	79	Drugo	68	55	0	0	0	4	-2	-2	12
OBV	F	**Obveznosti**	761	95	632	0	531	26	7	69	24
OBV	2	Gotovina in vloge	0	0	0	0	0	0	0	0	0
OBV	21	Gotovina	0	0	0	0	0	0	0	0	0
OBV	22	Prenosljive vloge	0	0	0	0	0	0	0	0	0
OBV	29	Druge vloge	0	0	0	0	0	0	0	0	0
OBV	3	Vrednostni papirji razen delnic	12	3	10	0	13	-1	0	-2	-1
OBV	331	Kratkoročni	17	3	14	0	14	0	0	0	0
OBV	332	Dolgoročni	-4	0	-3	0	-1	-1	0	-2	-1
OBV	34	Izvedeni finančni instrumenti	-1	0	-1	0	-1	0	0	0	0
OBV	4	Posojila	439	5	431	0	475	-38	1	-7	0
OBV	41	Kratkoročna	201	8	184	0	223	-34	1	-6	0
OBV	42	Dolgoročna	238	-3	247	0	252	-4	0	-1	0
OBV	5	Delnice in drug lastniški kapital	256	43	194	0	45	60	6	82	12
OBV	511	Delnice, ki kotirajo	64	20	57	0	12	40	5	1	-1
OBV	512	Delnice, ki ne kotirajo	5	0	2	0	-1	2	0	0	2
OBV	513	Drug lastniški kapital	6	1	9	0	1	-2	-1	10	0
OBV	52	Delnice/enote investicijskih skladov	180	23	126	0	33	20	2	71	10
OBV	6	Zavarovalno tehnične rezervacije	0	0	0	0	0	0	0	0	0
OBV	611	Rezervacije iz življenjskih zavarovanj	0	0	0	0	0	0	0	0	0
OBV	612	Rezervacije iz pokojninskih zavarovanj	0	0	0	0	0	0	0	0	0
OBV	62	Druge tehnične rezervacije	0	0	0	0	0	0	0	0	0
OBV	7	Druge obveznosti	55	44	-3	0	-2	4	-1	-5	13
OBV	71	Trgovinski krediti in avansi	-9	-1	-2	0	0	0	1	-3	-3
OBV	79	Drugo	64	45	-1	0	-1	4	-2	-2	16
NETO		**Neto finančna sredstva**	-244	5	-385	0	-302	0	-10	-74	-48
			Gospodarstvo Slovenije/ *Total economy*	Nefinančne družbe/ *Non-financial corporations*	Finančne družbe/ *Financial corporations*	Centralna banka/ *Central Bank*	Druge denarne finančne institucije/ *Other monetary financial institutions*	Drugi finančni posredniki / *Other financial intermediaries*	Izvajalci pomožnih finančnih dejavnosti/ *Financial auxiliaries*	Zavarovalnice in pokojninski skladi/ *Insurance corporations and pension funds*	Država/ *General government*
			S1	S11	S12	S121	S122	S123	S124	S125	S13

S.123 – Other financial intermediaries

Non-consolidated financial accounts – transactions 2006 B.1.5.2.

EUR millions

Institutional sectors												
S1311	S1313	S1314	S14	S15	S2	S21	S2111	S2112	S22	Financial instruments	Code	Item type
-25	1	0	196	-2	637	230	155	75	407	**Financial assets**	F	FAS
0	0	0	0	0	0	0	0	0	0	Monetary gold and SDRs	1	FAS
0	0	0	0	0	-26	-22	-22	0	-4	Currency and deposits	2	FAS
0	0	0	0	0	0	0	0	0	0	Currency	21	FAS
0	0	0	0	0	-24	-22	-22	0	-2	Transferable deposits	22	FAS
0	0	0	0	0	-2	0	0	0	-2	Other deposits	29	FAS
-37	0	0	0	0	6	3	1	2	3	Securities other than shares	3	FAS
-14	0	0	0	0	9	9	7	2	0	Short-term	331	FAS
-23	0	0	0	0	-4	-7	-7	0	3	Long-term	332	FAS
0	0	0	0	0	0	1	1	0	0	Financial derivatives	34	FAS
-2	3	0	134	-3	142	23	13	10	119	Loans	4	FAS
0	0	0	27	0	29	15	10	5	14	Short-term	41	FAS
-2	3	0	107	-3	113	7	2	5	105	Long-term	42	FAS
0	0	0	0	0	425	150	101	49	276	Shares and other equity	5	FAS
0	0	0	0	0	411	145	98	47	266	Quoted shares	511	FAS
0	0	0	0	0	-21	-7	-7	0	-14	Unquoted shares	512	FAS
0	0	0	0	0	8	-1	-1	0	9	Other equity	513	FAS
0	0	0	0	0	28	13	12	2	15	Mutual funds shares	52	FAS
0	0	0	0	0	0	0	0	0	0	Insurance technical reserves	6	FAS
0	0	0	0	0	0	0	0	0	0	Life insurance reserves	611	FAS
0	0	0	0	0	0	0	0	0	0	Pension fund reserves	612	FAS
0	0	0	0	0	0	0	0	0	0	Other technical reserves	62	FAS
13	-1	0	62	0	91	77	63	14	13	Other accounts receivable	7	FAS
0	-1	0	62	0	7	1	1	1	6	Trade credits and advances	71	FAS
13	-1	0	0	0	83	76	62	14	7	Other	79	FAS
24	-2	2	16	-5	645	636	665	-28	8	**Liabilities**	F	LIA
0	0	0	0	0	0	0	0	0	0	Currency and deposits	2	LIA
0	0	0	0	0	0	0	0	0	0	Currency	21	LIA
0	0	0	0	0	0	0	0	0	0	Transferable deposits	22	LIA
0	0	0	0	0	0	0	0	0	0	Other deposits	29	LIA
-1	0	0	-1	0	0	0	0	0	0	Securities other than shares	3	LIA
0	0	0	0	0	0	0	0	0	0	Short-term	331	LIA
-1	0	0	-1	0	0	0	0	0	0	Long-term	332	LIA
0	0	0	0	0	0	0	0	0	0	Financial derivatives	34	LIA
0	0	0	2	0	620	616	638	-22	4	Loans	4	LIA
0	0	0	8	0	-58	-58	-58	0	0	Short-term	41	LIA
0	0	0	-6	0	678	674	696	-22	4	Long-term	42	LIA
10	0	2	13	-6	4	4	10	-7	1	Shares and other equity	5	LIA
0	0	-1	-12	0	1	-1	-1	0	3	Quoted shares	511	LIA
2	0	0	2	0	0	0	0	0	0	Unquoted shares	512	LIA
0	0	0	-4	0	10	10	10	0	1	Other equity	513	LIA
8	0	2	27	-6	-7	-5	2	-7	-3	Mutual funds shares	52	LIA
0	0	0	0	0	0	0	0	0	0	Insurance technical reserves	6	LIA
0	0	0	0	0	0	0	0	0	0	Life insurance reserves	611	LIA
0	0	0	0	0	0	0	0	0	0	Pension fund reserves	612	LIA
0	0	0	0	0	0	0	0	0	0	Other technical reserves	62	LIA
15	-2	0	1	0	20	17	16	0	4	Other accounts payable	7	LIA
0	-3	0	-4	0	2	1	1	0	1	Trade credits and advances	71	LIA
15	1	0	5	0	18	15	15	0	3	Other	79	LIA
-50	4	-2	180	3	-7	-406	-509	103	399	**Net financial assets**		NETO
Centralna država/ *Central government*	Lokalna država/ *Local government*	Skladi socialne varnosti/ *Social security funds*	Gospodinjstva/ *Households*	Nepr. instit., ki opravljajo storitve za gospod./ *Non-profit institutions serving households*	Tujina/ *Rest of the world*	EU/ *European Union*	EMU/ *Members of the EMU*	Ostale članice EU/ *European Union, not EMU*	Ostali (izven EU)/ *Others (not EU)*			
S1311	S1313	S1314	S14	S15	S2	S21	S2111	S2112	S22			

B.1.5.2.

S.123 - drugi finančni posredniki

B.1.5.3. Nekonsolidirani finančni računi - vrednostne spremembe 2006

v mio EUR

B.1.5.3.

Vrsta post.	Oznaka	Finančni instrumenti	Institucionalni sektorji								
			S1	S11	S12	S121	S122	S123	S124	S125	S13
FSR	F	**Finančna sredstva**	471	332	152	0	9	75	67	1	-4
FSR	1	Monetarno zlato in SDR	0	0	0	0	0	0	0	0	0
FSR	2	Gotovina in vloge	1	0	1	0	1	0	0	0	0
FSR	21	Gotovina	0	0	0	0	0	0	0	0	0
FSR	22	Prenosljive vloge	1	0	1	0	1	0	0	0	0
FSR	29	Druge vloge	0	0	0	0	0	0	0	0	0
FSR	3	Vrednostni papirji razen delnic	2	0	6	0	6	0	0	0	-4
FSR	331	Kratkoročni	0	0	0	0	0	0	0	0	0
FSR	332	Dolgoročni	2	0	6	0	6	0	0	0	-4
FSR	34	Izvedeni finančni instrumenti	0	0	0	0	0	0	0	0	0
FSR	4	Posojila	-27	-22	6	0	-1	-1	7	0	-1
FSR	41	Kratkoročna	3	-3	7	0	0	0	7	0	0
FSR	42	Dolgoročna	-30	-19	-1	0	-1	0	0	0	-1
FSR	5	Delnice in drug lastniški kapital	491	351	140	0	2	75	60	2	0
FSR	511	Delnice, ki kotirajo	395	456	-61	0	1	-61	0	0	0
FSR	512	Delnice, ki ne kotirajo	74	-103	177	0	1	114	60	2	0
FSR	513	Drug lastniški kapital	1	-1	3	0	0	2	0	0	0
FSR	52	Delnice/enote investicijskih skladov	21	0	21	0	0	21	0	0	0
FSR	6	Zavarovalno tehnične rezervacije	0	0	0	0	0	0	0	0	0
FSR	611	Rezervacije iz življenjskih zavarovanj	0	0	0	0	0	0	0	0	0
FSR	612	Rezervacije iz pokojninskih zavarovanj	0	0	0	0	0	0	0	0	0
FSR	62	Druge tehnične rezervacije	0	0	0	0	0	0	0	0	0
FSR	7	Druge terjatve	3	2	0	0	0	0	0	0	0
FSR	71	Trgovinski krediti in avansi	2	1	0	0	0	0	0	0	0
FSR	79	Drugo	2	1	0	0	0	0	0	0	0
OBV	F	**Obveznosti**	554	110	110	0	16	75	0	19	18
OBV	2	Gotovina in vloge	0	0	0	0	0	0	0	0	0
OBV	21	Gotovina	0	0	0	0	0	0	0	0	0
OBV	22	Prenosljive vloge	0	0	0	0	0	0	0	0	0
OBV	29	Druge vloge	0	0	0	0	0	0	0	0	0
OBV	3	Vrednostni papirji razen delnic	-1	0	-1	0	-1	0	0	0	0
OBV	331	Kratkoročni	0	0	0	0	0	0	0	0	0
OBV	332	Dolgoročni	0	0	0	0	0	0	0	0	0
OBV	34	Izvedeni finančni instrumenti	0	0	0	0	0	0	0	0	0
OBV	4	Posojila	-10	-1	-9	0	-9	-1	0	0	0
OBV	41	Kratkoročna	-9	-1	-8	0	-7	0	0	0	0
OBV	42	Dolgoročna	-2	0	-2	0	-1	0	0	0	0
OBV	5	Delnice in drug lastniški kapital	563	110	120	0	25	75	0	19	17
OBV	511	Delnice, ki kotirajo	-66	22	-89	0	6	-61	-2	-32	0
OBV	512	Delnice, ki ne kotirajo	136	11	104	0	-10	114	0	0	18
OBV	513	Drug lastniški kapital	23	9	15	0	10	2	0	3	0
OBV	52	Delnice/enote investicijskih skladov	470	68	90	0	19	21	2	48	-2
OBV	6	Zavarovalno tehnične rezervacije	0	0	0	0	0	0	0	0	0
OBV	611	Rezervacije iz življenjskih zavarovanj	0	0	0	0	0	0	0	0	0
OBV	612	Rezervacije iz pokojninskih zavarovanj	0	0	0	0	0	0	0	0	0
OBV	62	Druge tehnične rezervacije	0	0	0	0	0	0	0	0	0
OBV	7	Druge obveznosti	3	1	0	0	0	0	0	0	1
OBV	71	Trgovinski krediti in avansi	1	1	0	0	0	0	0	0	0
OBV	79	Drugo	2	0	0	0	0	0	0	0	1
NETO		**Neto finančna sredstva**	-84	221	43	0	-7	0	67	-17	-22
			Gospodarstvo Slovenije/ *Total economy*	Nefinančne družbe/ *Non-financial corporations*	Finančne družbe/ *Financial corporations*	Centralna banka/ *Central Bank*	Druge denarne finančne institucije/ *Other monetary financial institutions*	Drugi finančni posredniki / *Other financial intermediaries*	Izvajalci pomožnih finančnih dejavnosti/ *Financial auxiliaries*	Zavarovalnice in pokojninski skladi/ *Insurance corporations and pension funds*	Država/ *General government*
			S1	S11	S12	S121	S122	S123	S124	S125	S13

S.123 – Other financial intermediaries

Non-consolidated financial accounts – revaluation changes 2006 B.1.5.3.

EUR millions

Institutional sectors												
S1311	S1313	S1314	S14	S15	S2	S21	S2111	S2112	S22	Financial instruments	Code	Item type
-4	0	0	-9	0	98	47	36	11	50	**Financial assets**	F	FAS
0	0	0	0	0	0	0	0	0	0	Monetary gold and SDRs	1	FAS
0	0	0	0	0	0	0	0	0	0	Currency and deposits	2	FAS
0	0	0	0	0	0	0	0	0	0	Currency	21	FAS
0	0	0	0	0	0	0	0	0	0	Transferable deposits	22	FAS
0	0	0	0	0	0	0	0	0	0	Other deposits	29	FAS
-4	0	0	0	0	-3	-3	-2	0	0	Securities other than shares	3	FAS
0	0	0	0	0	0	0	0	0	0	Short-term	331	FAS
-4	0	0	0	0	-3	-3	-2	0	0	Long-term	332	FAS
0	0	0	0	0	0	0	0	0	0	Financial derivatives	34	FAS
0	0	0	-10	0	-2	0	0	0	-2	Loans	4	FAS
0	0	0	0	0	0	0	0	0	0	Short-term	41	FAS
0	0	0	-10	0	-1	0	0	0	-1	Long-term	42	FAS
0	0	0	0	0	102	50	38	12	52	Shares and other equity	5	FAS
0	0	0	0	0	95	47	35	12	48	Quoted shares	511	FAS
0	0	0	0	0	1	0	0	0	1	Unquoted shares	512	FAS
0	0	0	0	0	0	0	0	0	0	Other equity	513	FAS
0	0	0	0	0	5	3	3	0	2	Mutual funds shares	52	FAS
0	0	0	0	0	0	0	0	0	0	Insurance technical reserves	6	FAS
0	0	0	0	0	0	0	0	0	0	Life insurance reserves	611	FAS
0	0	0	0	0	0	0	0	0	0	Pension fund reserves	612	FAS
0	0	0	0	0	0	0	0	0	0	Other technical reserves	62	FAS
0	0	0	0	0	0	0	0	0	0	Other accounts receivable	7	FAS
0	0	0	0	0	0	0	0	0	0	Trade credits and advances	71	FAS
0	0	0	0	0	0	0	0	0	0	Other	79	FAS
20	1	-2	312	4	-30	-24	-24	0	-6	**Liabilities**	F	LIA
0	0	0	0	0	0	0	0	0	0	Currency and deposits	2	LIA
0	0	0	0	0	0	0	0	0	0	Currency	21	LIA
0	0	0	0	0	0	0	0	0	0	Transferable deposits	22	LIA
0	0	0	0	0	0	0	0	0	0	Other deposits	29	LIA
0	0	0	0	0	0	0	0	0	0	Securities other than shares	3	LIA
0	0	0	0	0	0	0	0	0	0	Short-term	331	LIA
0	0	0	0	0	0	0	0	0	0	Long-term	332	LIA
0	0	0	0	0	0	0	0	0	0	Financial derivatives	34	LIA
0	0	0	0	0	-43	-42	-42	0	-1	Loans	4	LIA
0	0	0	0	0	0	0	0	0	0	Short-term	41	LIA
0	0	0	0	0	-42	-42	-41	0	-1	Long-term	42	LIA
18	1	-2	312	4	13	18	18	1	-6	Shares and other equity	5	LIA
0	0	0	1	0	2	0	0	0	1	Quoted shares	511	LIA
18	0	0	3	0	0	0	0	0	0	Unquoted shares	512	LIA
0	0	0	-1	0	7	15	15	0	-8	Other equity	513	LIA
0	1	-3	310	4	4	3	2	1	1	Mutual funds shares	52	LIA
0	0	0	0	0	0	0	0	0	0	Insurance technical reserves	6	LIA
0	0	0	0	0	0	0	0	0	0	Life insurance reserves	611	LIA
0	0	0	0	0	0	0	0	0	0	Pension fund reserves	612	LIA
0	0	0	0	0	0	0	0	0	0	Other technical reserves	62	LIA
1	0	0	0	0	0	0	0	0	0	Other accounts payable	7	LIA
0	0	0	0	0	0	0	0	0	0	Trade credits and advances	71	LIA
1	0	0	0	0	0	0	0	0	0	Other	79	LIA
-23	-1	2	-322	-4	128	71	60	11	57	**Net financial assets**		NETO
Centralna država/ *Central government*	Lokalna država/ *Local government*	Skladi socialne varnosti/ *Social security funds*	Gospodinjstva/ *Households*	Nepr. instit., ki opravljajo storitve za gospod./ *Non-profit institutions serving households*	Tujina/ *Rest of the world*	EU/ *European Union*	EMU/ *Members of the EMU*	Ostale članice EU/ *European Union, not EMU*	Ostali (izven EU)/ *Others (not EU)*			
S1311	S1313	S1314	S14	S15	S2	S21	S2111	S2112	S22			

B.1.5.3.

S.123 - drugi finančni posredniki

B.1.5.4. Nekonsolidirani finančni računi - stanja 2006 (konec leta)

v mio EUR

B.1.5.4.

Vrsta post.	Oznaka	Finančni instrumenti	Institucionalni sektorji								
			S1	S11	S12	S121	S122	S123	S124	S125	S13
FSR	F	**Finančna sredstva**	6.900	4.036	1.670	1	1.242	335	72	21	304
FSR	1	Monetarno zlato in SDR	0	0	0	0	0	0	0	0	0
FSR	2	Gotovina in vloge	462	0	462	1	461	0	0	0	0
FSR	21	Gotovina	1	0	1	1	0	0	0	0	0
FSR	22	Prenosljive vloge	133	0	133	0	133	0	0	0	0
FSR	29	Druge vloge	328	0	328	0	328	0	0	0	0
FSR	3	Vrednostni papirji razen delnic	334	20	148	0	140	0	0	8	166
FSR	331	Kratkoročni	30	2	0	0	0	0	0	0	27
FSR	332	Dolgoročni	303	18	147	0	139	0	0	8	139
FSR	34	Izvedeni finančni instrumenti	1	0	1	0	1	0	0	0	0
FSR	4	Posojila	3.396	1.877	626	0	586	33	8	0	101
FSR	41	Kratkoročna	362	254	66	0	46	14	6	0	0
FSR	42	Dolgoročna	3.035	1.623	560	0	540	18	2	0	101
FSR	5	Delnice in drug lastniški kapital	2.281	1.861	421	0	54	291	63	12	0
FSR	511	Delnice, ki kotirajo	1.211	1.190	21	0	2	19	0	0	0
FSR	512	Delnice, ki ne kotirajo	761	519	241	0	52	115	62	12	0
FSR	513	Drug lastniški kapital	168	151	17	0	0	15	1	0	0
FSR	52	Delnice/enote investicijskih skladov	142	0	142	0	0	142	0	0	0
FSR	6	Zavarovalno tehnične rezervacije	1	0	1	0	0	0	0	1	0
FSR	611	Rezervacije iz življenjskih zavarovanj	0	0	0	0	0	0	0	0	0
FSR	612	Rezervacije iz pokojninskih zavarovanj	0	0	0	0	0	0	0	0	0
FSR	62	Druge tehnične rezervacije	1	0	1	0	0	0	0	1	0
FSR	7	Druge terjatve	426	279	13	0	1	11	1	0	37
FSR	71	Trgovinski krediti in avansi	207	110	3	0	0	1	1	0	2
FSR	79	Drugo	219	169	11	0	1	9	0	0	35
OBV	F	**Obveznosti**	5.024	880	2.121	0	1.422	335	25	340	253
OBV	2	Gotovina in vloge	0	0	0	0	0	0	0	0	0
OBV	21	Gotovina	0	0	0	0	0	0	0	0	0
OBV	22	Prenosljive vloge	0	0	0	0	0	0	0	0	0
OBV	29	Druge vloge	0	0	0	0	0	0	0	0	0
OBV	3	Vrednostni papirji razen delnic	19	3	16	0	16	0	0	0	0
OBV	331	Kratkoročni	17	3	14	0	14	0	0	0	0
OBV	332	Dolgoročni	0	0	0	0	0	0	0	0	0
OBV	34	Izvedeni finančni instrumenti	1	0	1	0	1	0	0	0	0
OBV	4	Posojila	1.265	61	1.187	0	1.152	33	3	0	0
OBV	41	Kratkoročna	566	58	494	0	477	14	3	0	0
OBV	42	Dolgoročna	699	3	693	0	675	18	0	0	0
OBV	5	Delnice in drug lastniški kapital	3.389	643	900	0	250	291	19	339	118
OBV	511	Delnice, ki kotirajo	361	175	80	0	37	19	6	19	1
OBV	512	Delnice, ki ne kotirajo	248	30	120	0	3	115	1	1	93
OBV	513	Drug lastniški kapital	191	60	114	0	72	15	1	26	0
OBV	52	Delnice/enote investicijskih skladov	2.589	379	585	0	138	142	12	293	23
OBV	6	Zavarovalno tehnične rezervacije	0	0	0	0	0	0	0	0	0
OBV	611	Rezervacije iz življenjskih zavarovanj	0	0	0	0	0	0	0	0	0
OBV	612	Rezervacije iz pokojninskih zavarovanj	0	0	0	0	0	0	0	0	0
OBV	62	Druge tehnične rezervacije	0	0	0	0	0	0	0	0	0
OBV	7	Druge obveznosti	352	174	19	0	5	11	3	1	135
OBV	71	Trgovinski krediti in avansi	115	99	4	0	0	1	1	1	0
OBV	79	Drugo	237	74	15	0	5	9	1	0	135
NETO		**Neto finančna sredstva**	1.876	3.156	-451	1	-180	0	47	-319	51
			Gospodarstvo Slovenije/ *Total economy*	Nefinančne družbe/ *Non-financial corporations*	Finančne družbe/ *Financial corporations*	Centralna banka/ *Central Bank*	Druge denarne finančne institucije/ *Other monetary financial institutions*	Drugi finančni posredniki / *Other financial intermediaries*	Izvajalci pomožnih finančnih dejavnosti/ *Financial auxiliaries*	Zavarovalnice in pokojninski skladi/ *Insurance corporations and pension funds*	Država/ *General government*
			S1	S11	S12	S121	S122	S123	S124	S125	S13

S.123 – Other financial intermediaries

Non-consolidated financial accounts – outstanding amounts 2006 (end of year) B.1.5.4.

EUR millions

Institutional sectors												
S1311	S1313	S1314	S14	S15	S2	S21	S2111	S2112	S22	Financial instruments	Code	Item type
222	79	3	886	4	1.522	699	532	167	823	**Financial assets**	F	FAS
0	0	0	0	0	0	0	0	0	0	Monetary gold and SDRs	1	FAS
0	0	0	0	0	1	0	0	0	1	Currency and deposits	2	FAS
0	0	0	0	0	0	0	0	0	0	Currency	21	FAS
0	0	0	0	0	1	0	0	0	1	Transferable deposits	22	FAS
0	0	0	0	0	0	0	0	0	0	Other deposits	29	FAS
166	0	0	0	0	89	78	65	14	11	Securities other than shares	3	FAS
27	0	0	0	0	10	10	7	2	0	Short-term	331	FAS
139	0	0	0	0	78	68	56	11	10	Long-term	332	FAS
0	0	0	0	0	2	1	1	0	1	Financial derivatives	34	FAS
25	73	3	790	3	212	23	13	10	188	Loans	4	FAS
0	0	0	41	0	50	16	11	5	35	Short-term	41	FAS
25	73	3	748	3	161	8	2	5	153	Long-term	42	FAS
0	0	0	0	0	1.112	508	385	124	604	Shares and other equity	5	FAS
0	0	0	0	0	967	450	328	121	517	Quoted shares	511	FAS
0	0	0	0	0	5	2	2	0	3	Unquoted shares	512	FAS
0	0	0	0	0	14	1	1	0	13	Other equity	513	FAS
0	0	0	0	0	127	56	53	2	71	Mutual funds shares	52	FAS
0	0	0	0	0	0	0	0	0	0	Insurance technical reserves	6	FAS
0	0	0	0	0	0	0	0	0	0	Life insurance reserves	611	FAS
0	0	0	0	0	0	0	0	0	0	Pension fund reserves	612	FAS
0	0	0	0	0	0	0	0	0	0	Other technical reserves	62	FAS
31	6	0	97	1	109	89	70	20	20	Other accounts receivable	7	FAS
1	1	0	91	0	21	9	7	2	12	Trade credits and advances	71	FAS
30	5	0	5	0	88	80	63	17	8	Other	79	FAS
240	4	9	1.761	9	3.620	3.553	3.530	23	67	**Liabilities**	F	LIA
0	0	0	0	0	0	0	0	0	0	Currency and deposits	2	LIA
0	0	0	0	0	0	0	0	0	0	Currency	21	LIA
0	0	0	0	0	0	0	0	0	0	Transferable deposits	22	LIA
0	0	0	0	0	0	0	0	0	0	Other deposits	29	LIA
0	0	0	0	0	0	0	0	0	0	Securities other than shares	3	LIA
0	0	0	0	0	0	0	0	0	0	Short-term	331	LIA
0	0	0	0	0	0	0	0	0	0	Long-term	332	LIA
0	0	0	0	0	0	0	0	0	0	Financial derivatives	34	LIA
0	0	0	17	0	3.405	3.356	3.335	21	49	Loans	4	LIA
0	0	0	14	0	7	7	7	0	0	Short-term	41	LIA
0	0	0	2	0	3.397	3.348	3.328	21	49	Long-term	42	LIA
106	3	8	1.720	8	178	168	167	1	10	Shares and other equity	5	LIA
0	0	1	105	1	6	1	1	0	5	Quoted shares	511	LIA
93	0	0	6	0	0	0	0	0	0	Unquoted shares	512	LIA
0	0	0	16	0	153	152	152	0	1	Other equity	513	LIA
13	3	7	1.594	8	20	16	15	1	4	Mutual funds shares	52	LIA
0	0	0	0	0	0	0	0	0	0	Insurance technical reserves	6	LIA
0	0	0	0	0	0	0	0	0	0	Life insurance reserves	611	LIA
0	0	0	0	0	0	0	0	0	0	Pension fund reserves	612	LIA
0	0	0	0	0	0	0	0	0	0	Other technical reserves	62	LIA
133	1	1	24	0	37	29	28	1	8	Other accounts payable	7	LIA
0	0	0	11	0	9	7	7	0	3	Trade credits and advances	71	LIA
133	1	1	12	0	28	23	22	1	5	Other	79	LIA
-17	75	-6	-875	-6	-2.098	-2.855	-2.998	144	756	**Net financial assets**		NETO
Centralna država/ *Central government*	Lokalna država/ *Local government*	Skladi socialne varnosti/ *Social security funds*	Gospodinjstva/ *Households*	Nepr. instit., ki opravljajo storitve za gospod./ *Non-profit institutions serving households*	Tujina/ *Rest of the world*	EU/ *European Union*	EMU/ *Members of the EMU*	Ostale članice EU/ *European Union, not EMU*	Ostali (izven EU)/ *Others (not EU)*			
S1311	S1313	S1314	S14	S15	S2	S21	S2111	S2112	S22			

B.1.5.4.

S.124 - izvajalci pomožnih finančnih dejavnosti

B.1.6.1. Nekonsolidirani finančni računi - stanja 2005 (konec leta)

v mio EUR

B.1.6.1.

Vrsta post.	Oznaka	Finančni instrumenti	Institucionalni sektorji								
			S1	S11	S12	S121	S122	S123	S124	S125	S13
FSR	F	**Finančna sredstva**	314	165	118	16	60	18	20	4	13
FSR	1	Monetarno zlato in SDR	0	0	0	0	0	0	0	0	0
FSR	2	Gotovina in vloge	56	0	56	16	40	0	0	0	0
FSR	21	Gotovina	2	0	2	2	0	0	0	0	0
FSR	22	Prenosljive vloge	19	0	19	11	7	0	0	0	0
FSR	29	Druge vloge	35	0	35	2	33	0	0	0	0
FSR	3	Vrednostni papirji razen delnic	11	0	2	0	1	0	0	0	8
FSR	331	Kratkoročni	1	0	0	0	0	0	0	0	0
FSR	332	Dolgoročni	10	0	2	0	1	0	0	0	8
FSR	34	Izvedeni finančni instrumenti	0	0	0	0	0	0	0	0	0
FSR	4	Posojila	54	18	22	0	13	1	8	0	0
FSR	41	Kratkoročna	39	18	9	0	0	1	7	0	0
FSR	42	Dolgoročna	15	0	13	0	13	0	1	0	0
FSR	5	Delnice in drug lastniški kapital	166	137	29	0	6	13	10	1	0
FSR	511	Delnice, ki kotirajo	49	46	3	0	0	3	0	0	0
FSR	512	Delnice, ki ne kotirajo	74	62	12	0	5	0	6	1	0
FSR	513	Drug lastniški kapital	35	29	5	0	0	2	4	0	0
FSR	52	Delnice/enote investicijskih skladov	8	0	8	0	0	8	0	0	0
FSR	6	Zavarovalno tehnične rezervacije	2	0	2	0	0	0	0	2	0
FSR	611	Rezervacije iz življenjskih zavarovanj	0	0	0	0	0	0	0	0	0
FSR	612	Rezervacije iz pokojninskih zavarovanj	0	0	0	0	0	0	0	0	0
FSR	62	Druge tehnične rezervacije	2	0	2	0	0	0	0	2	0
FSR	7	Druge terjatve	26	10	7	0	0	4	2	1	5
FSR	71	Trgovinski krediti in avansi	9	6	2	0	0	0	1	1	0
FSR	79	Drugo	17	4	5	0	0	3	1	0	4
OBV	F	**Obveznosti**	247	84	82	0	50	8	20	4	5
OBV	2	Gotovina in vloge	0	0	0	0	0	0	0	0	0
OBV	21	Gotovina	0	0	0	0	0	0	0	0	0
OBV	22	Prenosljive vloge	0	0	0	0	0	0	0	0	0
OBV	29	Druge vloge	0	0	0	0	0	0	0	0	0
OBV	3	Vrednostni papirji razen delnic	2	0	1	0	0	0	0	1	0
OBV	331	Kratkoročni	0	0	0	0	0	0	0	0	0
OBV	332	Dolgoročni	2	0	1	0	0	0	0	1	0
OBV	34	Izvedeni finančni instrumenti	0	0	0	0	0	0	0	0	0
OBV	4	Posojila	113	30	53	0	43	2	8	0	0
OBV	41	Kratkoročna	91	29	45	0	37	0	7	0	0
OBV	42	Dolgoročna	22	1	8	0	5	2	1	0	0
OBV	5	Delnice in drug lastniški kapital	89	32	21	0	6	4	10	2	1
OBV	511	Delnice, ki kotirajo	3	2	0	0	0	0	0	0	0
OBV	512	Delnice, ki ne kotirajo	37	8	12	0	4	2	6	0	1
OBV	513	Drug lastniški kapital	49	22	8	0	2	1	4	1	0
OBV	52	Delnice/enote investicijskih skladov	0	0	0	0	0	0	0	0	0
OBV	6	Zavarovalno tehnične rezervacije	0	0	0	0	0	0	0	0	0
OBV	611	Rezervacije iz življenjskih zavarovanj	0	0	0	0	0	0	0	0	0
OBV	612	Rezervacije iz pokojninskih zavarovanj	0	0	0	0	0	0	0	0	0
OBV	62	Druge tehnične rezervacije	0	0	0	0	0	0	0	0	0
OBV	7	Druge obveznosti	43	21	7	0	1	2	2	1	3
OBV	71	Trgovinski krediti in avansi	13	9	2	0	0	0	1	1	0
OBV	79	Drugo	30	12	5	0	1	2	1	0	3
NETO		**Neto finančna sredstva**	67	82	37	16	10	10	0	0	8
			Gospodarstvo Slovenije/ *Total economy*	Nefinančne družbe/ *Non-financial corporations*	Finančne družbe/ *Financial corporations*	Centralna banka/ *Central Bank*	Druge denarne finančne institucije/ *Other monetary financial institutions*	Drugi finančni posredniki / *Other financial intermediaries*	Izvajalci pomožnih finančnih dejavnosti/ *Financial auxiliaries*	Zavarovalnice in pokojninski skladi/ *Insurance corporations and pension funds*	Država/ *General government*
			S1	S11	S12	S121	S122	S123	S124	S125	S13

S.124 – Financial auxiliaries

Non-consolidated financial accounts – outstanding amounts 2005 (end of year) B.1.6.1.

EUR millions

Institutional sectors												
S1311	S1313	S1314	S14	S15	S2	S21	S2111	S2112	S22	Financial instruments	Code	Item type
12	0	1	18	0	34	8	8	0	26	**Financial assets**	F	FAS
0	0	0	0	0	0	0	0	0	0	Monetary gold and SDRs	1	FAS
0	0	0	0	0	2	1	1	0	2	Currency and deposits	2	FAS
0	0	0	0	0	0	0	0	0	0	Currency	21	FAS
0	0	0	0	0	2	1	1	0	2	Transferable deposits	22	FAS
0	0	0	0	0	0	0	0	0	0	Other deposits	29	FAS
8	0	0	0	0	0	0	0	0	0	Securities other than shares	3	FAS
0	0	0	0	0	0	0	0	0	0	Short-term	331	FAS
8	0	0	0	0	0	0	0	0	0	Long-term	332	FAS
0	0	0	0	0	0	0	0	0	0	Financial derivatives	34	FAS
0	0	0	13	0	11	0	0	0	11	Loans	4	FAS
0	0	0	12	0	0	0	0	0	0	Short-term	41	FAS
0	0	0	1	0	11	0	0	0	11	Long-term	42	FAS
0	0	0	0	0	18	6	5	0	12	Shares and other equity	5	FAS
0	0	0	0	0	11	1	1	0	10	Quoted shares	511	FAS
0	0	0	0	0	5	4	4	0	1	Unquoted shares	512	FAS
0	0	0	0	0	1	0	0	0	1	Other equity	513	FAS
0	0	0	0	0	0	0	0	0	0	Mutual funds shares	52	FAS
0	0	0	0	0	0	0	0	0	0	Insurance technical reserves	6	FAS
0	0	0	0	0	0	0	0	0	0	Life insurance reserves	611	FAS
0	0	0	0	0	0	0	0	0	0	Pension fund reserves	612	FAS
0	0	0	0	0	0	0	0	0	0	Other technical reserves	62	FAS
4	0	1	4	0	2	1	1	0	1	Other accounts receivable	7	FAS
0	0	0	2	0	1	0	0	0	0	Trade credits and advances	71	FAS
4	0	1	3	0	1	0	0	0	1	Other	79	FAS
4	0	1	77	0	22	11	10	1	11	**Liabilities**	F	LIA
0	0	0	0	0	0	0	0	0	0	Currency and deposits	2	LIA
0	0	0	0	0	0	0	0	0	0	Currency	21	LIA
0	0	0	0	0	0	0	0	0	0	Transferable deposits	22	LIA
0	0	0	0	0	0	0	0	0	0	Other deposits	29	LIA
0	0	0	0	0	0	0	0	0	0	Securities other than shares	3	LIA
0	0	0	0	0	0	0	0	0	0	Short-term	331	LIA
0	0	0	0	0	0	0	0	0	0	Long-term	332	LIA
0	0	0	0	0	0	0	0	0	0	Financial derivatives	34	LIA
0	0	0	30	0	9	7	7	0	3	Loans	4	LIA
0	0	0	17	0	0	0	0	0	0	Short-term	41	LIA
0	0	0	13	0	9	7	7	0	3	Long-term	42	LIA
1	0	0	34	0	6	4	3	1	2	Shares and other equity	5	LIA
0	0	0	1	0	4	2	1	1	2	Quoted shares	511	LIA
1	0	0	15	0	0	0	0	0	0	Unquoted shares	512	LIA
0	0	0	18	0	2	2	1	0	0	Other equity	513	LIA
0	0	0	0	0	0	0	0	0	0	Mutual funds shares	52	LIA
0	0	0	0	0	0	0	0	0	0	Insurance technical reserves	6	LIA
0	0	0	0	0	0	0	0	0	0	Life insurance reserves	611	LIA
0	0	0	0	0	0	0	0	0	0	Pension fund reserves	612	LIA
0	0	0	0	0	0	0	0	0	0	Other technical reserves	62	LIA
3	0	0	12	0	7	1	0	0	6	Other accounts payable	7	LIA
0	0	0	2	0	1	0	0	0	0	Trade credits and advances	71	LIA
3	0	0	9	0	6	0	0	0	6	Other	79	LIA
8	0	0	-59	0	12	-3	-2	-1	15	**Net financial assets**		NETO
Centralna država/ *Central government*	Lokalna država/ *Local government*	Skladi socialne varnosti/ *Social security funds*	Gospodinjstva/ *Households*	Nepr. instit., ki opravljajo storitve za gospod./ *Non-profit institutions serving households*	Tujina/ *Rest of the world*	EU/ *European Union*	EMU/ *Members of the EMU*	Ostale članice EU/ *European Union, not EMU*	Ostali (izven EU)/ *Others (not EU)*			
S1311	S1313	S1314	S14	S15	S2	S21	S2111	S2112	S22			

B.1.6.1.

S.124 - izvajalci pomožnih finančnih dejavnosti

B.1.6.2. Nekonsolidirani finančni računi - transakcije 2006

v mio EUR

B.1.6.2

Vrsta post.	Oznaka	Finančni instrumenti	Institucionalni sektorji								
			S1	S11	S12	S121	S122	S123	S124	S125	S13
FSR	F	**Finančna sredstva**	138	93	41	11	29	7	-8	2	-2
FSR	1	Monetarno zlato in SDR	0	0	0	0	0	0	0	0	0
FSR	2	Gotovina in vloge	34	0	34	11	23	0	0	0	0
FSR	21	Gotovina	1	0	1	1	0	0	0	0	0
FSR	22	Prenosljive vloge	14	0	14	8	5	0	0	0	0
FSR	29	Druge vloge	19	0	19	1	18	0	0	0	0
FSR	3	Vrednostni papirji razen delnic	0	0	0	0	0	0	0	0	0
FSR	331	Kratkoročni	3	0	0	0	0	0	0	0	3
FSR	332	Dolgoročni	-3	0	0	0	0	0	0	0	-3
FSR	34	Izvedeni finančni instrumenti	0	0	0	0	0	0	0	0	0
FSR	4	Posojila	23	17	4	0	7	1	-4	0	0
FSR	41	Kratkoročna	15	17	-3	0	0	1	-4	0	0
FSR	42	Dolgoročna	8	0	6	0	7	0	0	0	0
FSR	5	Delnice in drug lastniški kapital	68	63	5	0	0	6	-3	2	0
FSR	511	Delnice, ki kotirajo	26	21	5	0	0	5	0	0	0
FSR	512	Delnice, ki ne kotirajo	34	33	0	0	0	0	-2	2	0
FSR	513	Drug lastniški kapital	6	8	-2	0	0	-1	-1	0	0
FSR	52	Delnice/enote investicijskih skladov	2	0	2	0	0	2	0	0	0
FSR	6	Zavarovalno tehnične rezervacije	-1	0	-1	0	0	0	0	-1	0
FSR	611	Rezervacije iz življenjskih zavarovanj	0	0	0	0	0	0	0	0	0
FSR	612	Rezervacije iz pokojninskih zavarovanj	0	0	0	0	0	0	0	0	0
FSR	62	Druge tehnične rezervacije	-1	0	-1	0	0	0	0	-1	0
FSR	7	Druge terjatve	15	13	0	0	0	-1	-1	2	-2
FSR	71	Trgovinski krediti in avansi	3	0	1	0	0	1	0	0	0
FSR	79	Drugo	12	13	-1	0	0	-2	-1	2	-2
OBV	F	**Obveznosti**	65	10	55	0	66	-3	-8	0	9
OBV	2	Gotovina in vloge	0	0	0	0	0	0	0	0	0
OBV	21	Gotovina	0	0	0	0	0	0	0	0	0
OBV	22	Prenosljive vloge	0	0	0	0	0	0	0	0	0
OBV	29	Druge vloge	0	0	0	0	0	0	0	0	0
OBV	3	Vrednostni papirji razen delnic	2	1	0	0	0	0	0	0	0
OBV	331	Kratkoročni	0	0	0	0	0	0	0	0	0
OBV	332	Dolgoročni	2	1	0	0	0	0	0	0	0
OBV	34	Izvedeni finančni instrumenti	0	0	0	0	0	0	0	0	0
OBV	4	Posojila	59	1	63	0	69	-2	-4	0	0
OBV	41	Kratkoročna	56	1	61	0	66	-1	-4	0	0
OBV	42	Dolgoročna	3	1	3	0	3	0	0	0	0
OBV	5	Delnice in drug lastniški kapital	1	13	-6	0	-2	-1	-3	-1	0
OBV	511	Delnice, ki kotirajo	1	0	0	0	0	0	0	0	0
OBV	512	Delnice, ki ne kotirajo	2	8	-3	0	0	0	-2	-1	0
OBV	513	Drug lastniški kapital	-2	5	-3	0	-2	0	-1	0	0
OBV	52	Delnice/enote investicijskih skladov	0	0	0	0	0	0	0	0	0
OBV	6	Zavarovalno tehnične rezervacije	0	0	0	0	0	0	0	0	0
OBV	611	Rezervacije iz življenjskih zavarovanj	0	0	0	0	0	0	0	0	0
OBV	612	Rezervacije iz pokojninskih zavarovanj	0	0	0	0	0	0	0	0	0
OBV	62	Druge tehnične rezervacije	0	0	0	0	0	0	0	0	0
OBV	7	Druge obveznosti	3	-5	-2	0	-1	-1	-1	0	9
OBV	71	Trgovinski krediti in avansi	-3	-4	1	0	0	1	0	0	0
OBV	79	Drugo	6	-2	-3	0	-1	-2	-1	0	9
NETO		**Neto finančna sredstva**	73	83	-14	11	-37	10	0	2	-11
			Gospodarstvo Slovenije/ *Total economy*	Nefinančne družbe/ *Non-financial corporations*	Finančne družbe/ *Financial corporations*	Centralna banka/ *Central Bank*	Druge denarne finančne institucije/ *Other monetary financial institutions*	Drugi finančni posredniki / *Other financial intermediaries*	Izvajalci pomožnih finančnih dejavnosti/ *Financial auxiliaries*	Zavarovalnice in pokojninski skladi/ *Insurance corporations and pension funds*	Država/ *General government*
			S1	S11	S12	S121	S122	S123	S124	S125	S13

S.124 – Financial auxiliaries

Non-consolidated financial accounts – transactions 2006 B.1.6.2.

EUR millions

Institutional sectors												
S1311	S1313	S1314	S14	S15	S2	S21	S2111	S2112	S22	Financial instruments	Code	Item type
-1	0	-1	5	0	9	0	10	-10	9	**Financial assets**	F	FAS
0	0	0	0	0	0	0	0	0	0	Monetary gold and SDRs	1	FAS
0	0	0	0	0	0	0	0	0	0	Currency and deposits	2	FAS
0	0	0	0	0	0	0	0	0	0	Currency	21	FAS
0	0	0	0	0	0	0	0	0	0	Transferable deposits	22	FAS
0	0	0	0	0	0	0	0	0	0	Other deposits	29	FAS
0	0	0	0	0	0	0	0	0	0	Securities other than shares	3	FAS
3	0	0	0	0	0	0	0	0	0	Short-term	331	FAS
-3	0	0	0	0	0	0	0	0	0	Long-term	332	FAS
0	0	0	0	0	0	0	0	0	0	Financial derivatives	34	FAS
0	0	0	2	0	-2	0	0	0	-2	Loans	4	FAS
0	0	0	0	0	0	0	0	0	0	Short-term	41	FAS
0	0	0	2	0	-2	0	0	0	-2	Long-term	42	FAS
0	0	0	0	0	-3	-14	-4	-10	12	Shares and other equity	5	FAS
0	0	0	0	0	11	0	0	0	11	Quoted shares	511	FAS
0	0	0	0	0	-13	-14	-4	-10	1	Unquoted shares	512	FAS
0	0	0	0	0	0	0	0	0	0	Other equity	513	FAS
0	0	0	0	0	0	0	0	0	0	Mutual funds shares	52	FAS
0	0	0	0	0	0	0	0	0	0	Insurance technical reserves	6	FAS
0	0	0	0	0	0	0	0	0	0	Life insurance reserves	611	FAS
0	0	0	0	0	0	0	0	0	0	Pension fund reserves	612	FAS
0	0	0	0	0	0	0	0	0	0	Other technical reserves	62	FAS
-1	0	-1	3	0	15	15	15	0	0	Other accounts receivable	7	FAS
0	0	0	2	0	0	0	0	0	0	Trade credits and advances	71	FAS
-1	0	-1	1	0	15	15	15	0	0	Other	79	FAS
8	1	0	-10	0	-9	-2	-3	1	-7	**Liabilities**	F	LIA
0	0	0	0	0	0	0	0	0	0	Currency and deposits	2	LIA
0	0	0	0	0	0	0	0	0	0	Currency	21	LIA
0	0	0	0	0	0	0	0	0	0	Transferable deposits	22	LIA
0	0	0	0	0	0	0	0	0	0	Other deposits	29	LIA
0	0	0	1	0	0	0	0	0	0	Securities other than shares	3	LIA
0	0	0	0	0	0	0	0	0	0	Short-term	331	LIA
0	0	0	0	0	0	0	0	0	0	Long-term	332	LIA
0	0	0	0	0	0	0	0	0	0	Financial derivatives	34	LIA
0	0	0	-6	0	-1	-1	-2	1	0	Loans	4	LIA
0	0	0	-6	0	0	0	0	0	0	Short-term	41	LIA
0	0	0	0	0	-1	-1	-2	1	0	Long-term	42	LIA
0	0	0	-6	0	-3	-2	-1	0	-1	Shares and other equity	5	LIA
0	0	0	1	0	-2	-2	-1	0	-1	Quoted shares	511	LIA
0	0	0	-3	0	0	0	0	0	0	Unquoted shares	512	LIA
0	0	0	-4	0	0	0	0	0	0	Other equity	513	LIA
0	0	0	0	0	0	0	0	0	0	Mutual funds shares	52	LIA
0	0	0	0	0	0	0	0	0	0	Insurance technical reserves	6	LIA
0	0	0	0	0	0	0	0	0	0	Life insurance reserves	611	LIA
0	0	0	0	0	0	0	0	0	0	Pension fund reserves	612	LIA
0	0	0	0	0	0	0	0	0	0	Other technical reserves	62	LIA
8	1	0	1	0	-6	1	1	0	-7	Other accounts payable	7	LIA
0	0	0	-1	0	-1	0	0	0	0	Trade credits and advances	71	LIA
8	1	0	2	0	-5	1	1	0	-6	Other	79	LIA
-9	-1	-1	15	0	19	2	13	-11	16	**Net financial assets**		NETO
Centralna država/ *Central government*	Lokalna država/ *Local government*	Skladi socialne varnosti/ *Social security funds*	Gospodinjstva/ *Households*	Nepr. instit., ki opravljajo storitve za gospod./ *Non-profit institutions serving households*	Tujina/ *Rest of the world*	EU/ *European Union*	EMU/ *Members of the EMU*	Ostale članice EU/ *European Union, not EMU*	Ostali (izven EU)/ *Others (not EU)*			
S1311	S1313	S1314	S14	S15	S2	S21	S2111	S2112	S22			

B.1.6.2.

S.124 - izvajalci pomožnih finančnih dejavnosti

B.1.6.3. Nekonsolidirani finančni računi - vrednostne spremembe 2006

v mio EUR

B.1.6.3.

Vrsta post.	Oznaka	Finančni instrumenti	Institucionalni sektorji								
			S1	S11	S12	S121	S122	S123	S124	S125	S13
FSR	F	**Finančna sredstva**	-5	32	-36	0	-43	0	4	3	0
FSR	1	Monetarno zlato in SDR	0	0	0	0	0	0	0	0	0
FSR	2	Gotovina in vloge	-24	0	-24	0	-24	0	0	0	0
FSR	21	Gotovina	0	0	0	0	0	0	0	0	0
FSR	22	Prenosljive vloge	0	0	0	0	0	0	0	0	0
FSR	29	Druge vloge	-24	0	-24	0	-24	0	0	0	0
FSR	3	Vrednostni papirji razen delnic	0	0	0	0	0	0	0	0	0
FSR	331	Kratkoročni	0	0	0	0	0	0	0	0	0
FSR	332	Dolgoročni	0	0	0	0	0	0	0	0	0
FSR	34	Izvedeni finančni instrumenti	0	0	0	0	0	0	0	0	0
FSR	4	Posojila	-20	0	-19	0	-19	0	0	0	0
FSR	41	Kratkoročna	-1	0	0	0	0	0	0	0	0
FSR	42	Dolgoročna	-19	0	-19	0	-19	0	0	0	0
FSR	5	Delnice in drug lastniški kapital	39	32	7	0	0	0	4	3	0
FSR	511	Delnice, ki kotirajo	32	34	-2	0	0	-2	0	0	0
FSR	512	Delnice, ki ne kotirajo	4	-2	6	0	0	0	3	3	0
FSR	513	Drug lastniški kapital	1	0	1	0	0	0	1	0	0
FSR	52	Delnice/enote investicijskih skladov	2	0	2	0	0	2	0	0	0
FSR	6	Zavarovalno tehnične rezervacije	0	0	0	0	0	0	0	0	0
FSR	611	Rezervacije iz življenjskih zavarovanj	0	0	0	0	0	0	0	0	0
FSR	612	Rezervacije iz pokojninskih zavarovanj	0	0	0	0	0	0	0	0	0
FSR	62	Druge tehnične rezervacije	0	0	0	0	0	0	0	0	0
FSR	7	Druge terjatve	0	0	0	0	0	0	0	0	0
FSR	71	Trgovinski krediti in avansi	0	0	0	0	0	0	0	0	0
FSR	79	Drugo	0	0	0	0	0	0	0	0	0
OBV	F	**Obveznosti**	139	44	86	0	14	67	4	0	0
OBV	2	Gotovina in vloge	0	0	0	0	0	0	0	0	0
OBV	21	Gotovina	0	0	0	0	0	0	0	0	0
OBV	22	Prenosljive vloge	0	0	0	0	0	0	0	0	0
OBV	29	Druge vloge	0	0	0	0	0	0	0	0	0
OBV	3	Vrednostni papirji razen delnic	0	0	0	0	0	0	0	0	0
OBV	331	Kratkoročni	0	0	0	0	0	0	0	0	0
OBV	332	Dolgoročni	0	0	0	0	0	0	0	0	0
OBV	34	Izvedeni finančni instrumenti	0	0	0	0	0	0	0	0	0
OBV	4	Posojila	20	0	21	0	14	7	0	0	0
OBV	41	Kratkoročna	6	0	7	0	0	7	0	0	0
OBV	42	Dolgoročna	14	0	14	0	14	0	0	0	0
OBV	5	Delnice in drug lastniški kapital	119	44	65	0	0	60	4	0	0
OBV	511	Delnice, ki kotirajo	1	1	0	0	0	0	0	0	0
OBV	512	Delnice, ki ne kotirajo	110	40	64	0	0	60	3	0	0
OBV	513	Drug lastniški kapital	7	4	1	0	0	0	1	0	0
OBV	52	Delnice/enote investicijskih skladov	0	0	0	0	0	0	0	0	0
OBV	6	Zavarovalno tehnične rezervacije	0	0	0	0	0	0	0	0	0
OBV	611	Rezervacije iz življenjskih zavarovanj	0	0	0	0	0	0	0	0	0
OBV	612	Rezervacije iz pokojninskih zavarovanj	0	0	0	0	0	0	0	0	0
OBV	62	Druge tehnične rezervacije	0	0	0	0	0	0	0	0	0
OBV	7	Druge obveznosti	0	0	0	0	0	0	0	0	0
OBV	71	Trgovinski krediti in avansi	0	0	0	0	0	0	0	0	0
OBV	79	Drugo	0	0	0	0	0	0	0	0	0
NETO		**Neto finančna sredstva**	-144	-12	-122	0	-57	-67	0	3	0
			Gospodarstvo Slovenije/ *Total economy*	Nefinančne družbe/ *Non-financial corporations*	Finančne družbe/ *Financial corporations*	Centralna banka/ *Central Bank*	Druge denarne finančne institucije/ *Other monetary financial institutions*	Drugi finančni posredniki / *Other financial intermediaries*	Izvajalci pomožnih finančnih dejavnosti/ *Financial auxiliaries*	Zavarovalnice in pokojninski skladi/ *Insurance corporations and pension funds*	Država/ *General government*
			S1	S11	S12	S121	S122	S123	S124	S125	S13

S.124 – Financial auxiliaries

Non-consolidated financial accounts – revaluation changes 2006 B.1.6.3.

EUR millions

Institutional sectors												
S1311	S1313	S1314	S14	S15	S2	S21	S2111	S2112	S22	Financial instruments	Code	Item type
0	0	0	0	0	62	23	13	10	39	**Financial assets**	F	FAS
0	0	0	0	0	0	0	0	0	0	Monetary gold and SDRs	1	FAS
0	0	0	0	0	0	0	0	0	0	Currency and deposits	2	FAS
0	0	0	0	0	0	0	0	0	0	Currency	21	FAS
0	0	0	0	0	0	0	0	0	0	Transferable deposits	22	FAS
0	0	0	0	0	0	0	0	0	0	Other deposits	29	FAS
0	0	0	0	0	0	0	0	0	0	Securities other than shares	3	FAS
0	0	0	0	0	0	0	0	0	0	Short-term	331	FAS
0	0	0	0	0	0	0	0	0	0	Long-term	332	FAS
0	0	0	0	0	0	0	0	0	0	Financial derivatives	34	FAS
0	0	0	0	0	0	0	0	0	0	Loans	4	FAS
0	0	0	0	0	0	0	0	0	0	Short-term	41	FAS
0	0	0	0	0	0	0	0	0	0	Long-term	42	FAS
0	0	0	0	0	62	23	13	10	39	Shares and other equity	5	FAS
0	0	0	0	0	39	0	0	0	39	Quoted shares	511	FAS
0	0	0	0	0	23	23	13	10	0	Unquoted shares	512	FAS
0	0	0	0	0	0	0	0	0	0	Other equity	513	FAS
0	0	0	0	0	0	0	0	0	0	Mutual funds shares	52	FAS
0	0	0	0	0	0	0	0	0	0	Insurance technical reserves	6	FAS
0	0	0	0	0	0	0	0	0	0	Life insurance reserves	611	FAS
0	0	0	0	0	0	0	0	0	0	Pension fund reserves	612	FAS
0	0	0	0	0	0	0	0	0	0	Other technical reserves	62	FAS
0	0	0	0	0	0	0	0	0	0	Other accounts receivable	7	FAS
0	0	0	0	0	0	0	0	0	0	Trade credits and advances	71	FAS
0	0	0	0	0	0	0	0	0	0	Other	79	FAS
0	0	0	9	0	1	1	0	0	0	**Liabilities**	F	LIA
0	0	0	0	0	0	0	0	0	0	Currency and deposits	2	LIA
0	0	0	0	0	0	0	0	0	0	Currency	21	LIA
0	0	0	0	0	0	0	0	0	0	Transferable deposits	22	LIA
0	0	0	0	0	0	0	0	0	0	Other deposits	29	LIA
0	0	0	0	0	0	0	0	0	0	Securities other than shares	3	LIA
0	0	0	0	0	0	0	0	0	0	Short-term	331	LIA
0	0	0	0	0	0	0	0	0	0	Long-term	332	LIA
0	0	0	0	0	0	0	0	0	0	Financial derivatives	34	LIA
0	0	0	0	0	0	0	0	0	0	Loans	4	LIA
0	0	0	0	0	0	0	0	0	0	Short-term	41	LIA
0	0	0	0	0	0	0	0	0	0	Long-term	42	LIA
0	0	0	9	0	1	1	1	0	0	Shares and other equity	5	LIA
0	0	0	1	0	1	0	0	0	0	Quoted shares	511	LIA
0	0	0	6	0	0	0	0	0	0	Unquoted shares	512	LIA
0	0	0	3	0	0	0	0	0	0	Other equity	513	LIA
0	0	0	0	0	0	0	0	0	0	Mutual funds shares	52	LIA
0	0	0	0	0	0	0	0	0	0	Insurance technical reserves	6	LIA
0	0	0	0	0	0	0	0	0	0	Life insurance reserves	611	LIA
0	0	0	0	0	0	0	0	0	0	Pension fund reserves	612	LIA
0	0	0	0	0	0	0	0	0	0	Other technical reserves	62	LIA
0	0	0	0	0	0	0	0	0	0	Other accounts payable	7	LIA
0	0	0	0	0	0	0	0	0	0	Trade credits and advances	71	LIA
0	0	0	0	0	0	0	0	0	0	Other	79	LIA
0	0	0	-9	0	61	23	13	10	38	**Net financial assets**		NETO
Centralna država/ *Central government*	Lokalna država/ *Local government*	Skladi socialne varnosti/ *Social security funds*	Gospodinjstva/ *Households*	Nepr. instit., ki opravljajo storitve za gospod./ *Non-profit institutions serving households*	Tujina/ *Rest of the world*	EU/ *European Union*	EMU/ *Members of the EMU*	Ostale članice EU/ *European Union, not EMU*	Ostali (izven EU)/ *Others (not EU)*			
S1311	S1313	S1314	S14	S15	S2	S21	S2111	S2112	S22			

B.1.6.3.

S.124 - izvajalci pomožnih finančnih dejavnosti

B.1.6.4. Nekonsolidirani finančni računi - stanja 2006 (konec leta)

v mio EUR

B.1.6.4.

Vrsta post.	Oznaka	Finančni instrumenti	Institucionalni sektorji								
			S1	S11	S12	S121	S122	S123	S124	S125	S13
FSR	F	**Finančna sredstva**	447	290	123	26	47	25	16	10	11
FSR	1	Monetarno zlato in SDR	0	0	0	0	0	0	0	0	0
FSR	2	Gotovina in vloge	66	0	66	26	40	0	0	0	0
FSR	21	Gotovina	3	0	3	3	0	0	0	0	0
FSR	22	Prenosljive vloge	32	0	32	20	13	0	0	0	0
FSR	29	Druge vloge	31	0	31	4	27	0	0	0	0
FSR	3	Vrednostni papirji razen delnic	11	0	2	0	1	0	1	0	8
FSR	331	Kratkoročni	4	0	0	0	0	0	0	0	3
FSR	332	Dolgoročni	7	0	2	0	1	0	0	0	5
FSR	34	Izvedeni finančni instrumenti	0	0	0	0	0	0	0	0	0
FSR	4	Posojila	57	35	6	0	0	3	4	0	0
FSR	41	Kratkoročna	53	35	6	0	0	3	3	0	0
FSR	42	Dolgoročna	4	1	1	0	0	0	1	0	0
FSR	5	Delnice in drug lastniški kapital	272	231	41	0	5	19	11	6	0
FSR	511	Delnice, ki kotirajo	107	101	6	0	0	6	0	0	0
FSR	512	Delnice, ki ne kotirajo	112	93	19	0	5	1	7	6	0
FSR	513	Drug lastniški kapital	42	37	4	0	0	1	3	0	0
FSR	52	Delnice/enote investicijskih skladov	12	0	12	0	0	12	0	0	0
FSR	6	Zavarovalno tehnične rezervacije	1	0	1	0	0	0	0	1	0
FSR	611	Rezervacije iz življenjskih zavarovanj	0	0	0	0	0	0	0	0	0
FSR	612	Rezervacije iz pokojninskih zavarovanj	0	0	0	0	0	0	0	0	0
FSR	62	Druge tehnične rezervacije	1	0	1	0	0	0	0	1	0
FSR	7	Druge terjatve	41	23	7	0	0	3	1	3	3
FSR	71	Trgovinski krediti in avansi	12	6	3	0	0	1	1	1	0
FSR	79	Drugo	29	17	4	0	0	1	0	3	3
OBV	F	**Obveznosti**	451	138	223	0	131	72	16	4	14
OBV	2	Gotovina in vloge	0	0	0	0	0	0	0	0	0
OBV	21	Gotovina	0	0	0	0	0	0	0	0	0
OBV	22	Prenosljive vloge	0	0	0	0	0	0	0	0	0
OBV	29	Druge vloge	0	0	0	0	0	0	0	0	0
OBV	3	Vrednostni papirji razen delnic	4	2	2	0	0	0	1	1	0
OBV	331	Kratkoročni	1	0	0	0	0	0	0	0	0
OBV	332	Dolgoročni	4	2	1	0	0	0	0	1	0
OBV	34	Izvedeni finančni instrumenti	0	0	0	0	0	0	0	0	0
OBV	4	Posojila	192	30	137	0	125	8	4	0	0
OBV	41	Kratkoročna	153	29	112	0	103	6	3	0	0
OBV	42	Dolgoročna	39	1	25	0	23	2	1	0	0
OBV	5	Delnice in drug lastniški kapital	209	90	80	0	4	63	11	2	1
OBV	511	Delnice, ki kotirajo	5	2	0	0	0	0	0	0	0
OBV	512	Delnice, ki ne kotirajo	149	56	74	0	4	62	7	0	1
OBV	513	Drug lastniški kapital	55	32	6	0	1	1	3	2	0
OBV	52	Delnice/enote investicijskih skladov	0	0	0	0	0	0	0	0	0
OBV	6	Zavarovalno tehnične rezervacije	0	0	0	0	0	0	0	0	0
OBV	611	Rezervacije iz življenjskih zavarovanj	0	0	0	0	0	0	0	0	0
OBV	612	Rezervacije iz pokojninskih zavarovanj	0	0	0	0	0	0	0	0	0
OBV	62	Druge tehnične rezervacije	0	0	0	0	0	0	0	0	0
OBV	7	Druge obveznosti	46	16	4	0	0	1	1	2	13
OBV	71	Trgovinski krediti in avansi	10	5	3	0	0	1	1	1	0
OBV	79	Drugo	36	11	1	0	0	0	0	0	13
NETO		**Neto finančna sredstva**	-4	152	-100	26	-84	-47	0	5	-3
			Gospodarstvo Slovenije/ *Total economy*	Nefinančne družbe/ *Non-financial corporations*	Finančne družbe/ *Financial corporations*	Centralna banka/ *Central Bank*	Druge denarne finančne institucije/ *Other monetary financial institutions*	Drugi finančni posredniki / *Other financial intermediaries*	Izvajalci pomožnih finančnih dejavnosti/ *Financial auxiliaries*	Zavarovalnice in pokojninski skladi/ *Insurance corporations and pension funds*	Država/ *General government*
			S1	S11	S12	S121	S122	S123	S124	S125	S13

S.124 – Financial auxiliaries

Non-consolidated financial accounts – outstanding amounts 2006 (end of year) B.1.6.4.

EUR millions

Institutional sectors												
S1311	S1313	S1314	S14	S15	S2	S21	S2111	S2112	S22	Financial instruments	Code	Item type
11	0	0	22	0	105	32	31	1	74	**Financial assets**	F	FAS
0	0	0	0	0	0	0	0	0	0	Monetary gold and SDRs	1	FAS
0	0	0	0	0	2	1	1	0	1	Currency and deposits	2	FAS
0	0	0	0	0	0	0	0	0	0	Currency	21	FAS
0	0	0	0	0	2	1	1	0	1	Transferable deposits	22	FAS
0	0	0	0	0	0	0	0	0	0	Other deposits	29	FAS
8	0	0	0	0	0	0	0	0	0	Securities other than shares	3	FAS
3	0	0	0	0	0	0	0	0	0	Short-term	331	FAS
5	0	0	0	0	0	0	0	0	0	Long-term	332	FAS
0	0	0	0	0	0	0	0	0	0	Financial derivatives	34	FAS
0	0	0	15	0	9	0	0	0	9	Loans	4	FAS
0	0	0	12	0	0	0	0	0	0	Short-term	41	FAS
0	0	0	3	0	9	0	0	0	9	Long-term	42	FAS
0	0	0	0	0	77	15	14	0	62	Shares and other equity	5	FAS
0	0	0	0	0	61	1	1	0	60	Quoted shares	511	FAS
0	0	0	0	0	15	13	13	0	2	Unquoted shares	512	FAS
0	0	0	0	0	1	0	0	0	0	Other equity	513	FAS
0	0	0	0	0	0	0	0	0	0	Mutual funds shares	52	FAS
0	0	0	0	0	0	0	0	0	0	Insurance technical reserves	6	FAS
0	0	0	0	0	0	0	0	0	0	Life insurance reserves	611	FAS
0	0	0	0	0	0	0	0	0	0	Pension fund reserves	612	FAS
0	0	0	0	0	0	0	0	0	0	Other technical reserves	62	FAS
3	0	0	7	0	17	16	16	0	1	Other accounts receivable	7	FAS
0	0	0	3	0	1	0	0	0	1	Trade credits and advances	71	FAS
3	0	0	4	0	16	16	16	0	0	Other	79	FAS
12	1	1	76	0	14	10	7	2	4	**Liabilities**	F	LIA
0	0	0	0	0	0	0	0	0	0	Currency and deposits	2	LIA
0	0	0	0	0	0	0	0	0	0	Currency	21	LIA
0	0	0	0	0	0	0	0	0	0	Transferable deposits	22	LIA
0	0	0	0	0	0	0	0	0	0	Other deposits	29	LIA
0	0	0	1	0	0	0	0	0	0	Securities other than shares	3	LIA
0	0	0	0	0	0	0	0	0	0	Short-term	331	LIA
0	0	0	1	0	0	0	0	0	0	Long-term	332	LIA
0	0	0	0	0	0	0	0	0	0	Financial derivatives	34	LIA
0	0	0	24	0	8	5	4	1	3	Loans	4	LIA
0	0	0	11	0	0	0	0	0	0	Short-term	41	LIA
0	0	0	13	0	8	5	4	1	3	Long-term	42	LIA
1	0	0	38	0	4	3	2	1	1	Shares and other equity	5	LIA
0	0	0	3	0	2	1	0	1	1	Quoted shares	511	LIA
1	0	0	19	0	0	0	0	0	0	Unquoted shares	512	LIA
0	0	0	17	0	2	2	2	0	0	Other equity	513	LIA
0	0	0	0	0	0	0	0	0	0	Mutual funds shares	52	LIA
0	0	0	0	0	0	0	0	0	0	Insurance technical reserves	6	LIA
0	0	0	0	0	0	0	0	0	0	Life insurance reserves	611	LIA
0	0	0	0	0	0	0	0	0	0	Pension fund reserves	612	LIA
0	0	0	0	0	0	0	0	0	0	Other technical reserves	62	LIA
11	1	1	13	0	2	2	1	0	0	Other accounts payable	7	LIA
0	0	0	2	0	0	0	0	0	0	Trade credits and advances	71	LIA
11	1	1	11	0	2	2	1	0	0	Other	79	LIA
-1	-1	-1	-54	0	91	22	24	-2	69	**Net financial assets**		NETO
Centralna država/ *Central government*	Lokalna država/ *Local government*	Skladi socialne varnosti/ *Social security funds*	Gospodinjstva/ *Households*	Nepr. instit., ki opravljajo storitve za gospod./ *Non-profit institutions serving households*	Tujina/ *Rest of the world*	EU/ *European Union*	EMU/ *Members of the EMU*	Ostale članice EU/ *European Union, not EMU*	Ostali (izven EU)/ *Others (not EU)*			
S1311	S1313	S1314	S14	S15	S2	S21	S2111	S2112	S22			

B.1.6.4.

S.125 - zavarovalnice in pokojninski skladi

B.1.7.1. Nekonsolidirani finančni računi - stanja 2005 (konec leta)

v mio EUR

B.1.7.1.

Vrsta post.	Oznaka	Finančni instrumenti	Institucionalni sektorji								
			S1	S11	S12	S121	S122	S123	S124	S125	S13
FSR	F	**Finančna sredstva**	3.274	385	1.322	0	827	252	4	238	1.445
FSR	1	Monetarno zlato in SDR	0	0	0	0	0	0	0	0	0
FSR	2	Gotovina in vloge	385	0	385	0	384	0	0	0	0
FSR	21	Gotovina	0	0	0	0	0	0	0	0	0
FSR	22	Prenosljive vloge	5	0	5	0	5	0	0	0	0
FSR	29	Druge vloge	380	0	380	0	380	0	0	0	0
FSR	3	Vrednostni papirji razen delnic	1.919	107	371	0	359	2	1	9	1.441
FSR	331	Kratkoročni	66	0	0	0	0	0	0	0	66
FSR	332	Dolgoročni	1.854	107	371	0	359	2	1	9	1.376
FSR	34	Izvedeni finančni instrumenti	0	0	0	0	0	0	0	0	0
FSR	4	Posojila	30	17	7	0	0	7	0	0	1
FSR	41	Kratkoročna	11	4	6	0	0	6	0	0	0
FSR	42	Dolgoročna	18	12	1	0	0	1	0	0	1
FSR	5	Delnice in drug lastniški kapital	601	234	367	0	72	238	2	55	0
FSR	511	Delnice, ki kotirajo	182	129	53	0	1	50	0	2	0
FSR	512	Delnice, ki ne kotirajo	220	95	125	0	71	1	0	53	0
FSR	513	Drug lastniški kapital	25	11	14	0	0	13	1	0	0
FSR	52	Delnice/enote investicijskih skladov	174	0	174	0	0	174	0	0	0
FSR	6	Zavarovalno tehnične rezervacije	156	0	156	0	0	0	0	156	0
FSR	611	Rezervacije iz življenjskih zavarovanj	0	0	0	0	0	0	0	0	0
FSR	612	Rezervacije iz pokojninskih zavarovanj	0	0	0	0	0	0	0	0	0
FSR	62	Druge tehnične rezervacije	156	0	156	0	0	0	0	156	0
FSR	7	Druge terjatve	183	27	36	0	11	6	1	18	3
FSR	71	Trgovinski krediti in avansi	132	16	13	0	0	4	1	8	1
FSR	79	Drugo	51	10	23	0	11	2	0	10	2
OBV	F	**Obveznosti**	3.856	417	378	0	111	24	4	238	349
OBV	2	Gotovina in vloge	0	0	0	0	0	0	0	0	0
OBV	21	Gotovina	0	0	0	0	0	0	0	0	0
OBV	22	Prenosljive vloge	0	0	0	0	0	0	0	0	0
OBV	29	Druge vloge	0	0	0	0	0	0	0	0	0
OBV	3	Vrednostni papirji razen delnic	50	10	34	0	14	9	0	9	5
OBV	331	Kratkoročni	1	1	0	0	0	0	0	0	0
OBV	332	Dolgoročni	49	9	33	0	14	9	0	9	5
OBV	34	Izvedeni finančni instrumenti	0	0	0	0	0	0	0	0	0
OBV	4	Posojila	0	0	0	0	0	0	0	0	0
OBV	41	Kratkoročna	0	0	0	0	0	0	0	0	0
OBV	42	Dolgoročna	0	0	0	0	0	0	0	0	0
OBV	5	Delnice in drug lastniški kapital	988	96	109	0	42	11	1	55	306
OBV	511	Delnice, ki kotirajo	10	4	5	0	3	1	0	2	0
OBV	512	Delnice, ki ne kotirajo	511	92	104	0	40	10	1	53	306
OBV	513	Drug lastniški kapital	35	0	0	0	0	0	0	0	0
OBV	52	Delnice/enote investicijskih skladov	432	0	0	0	0	0	0	0	0
OBV	6	Zavarovalno tehnične rezervacije	2.723	297	213	0	53	2	2	156	1
OBV	611	Rezervacije iz življenjskih zavarovanj	1.069	0	0	0	0	0	0	0	0
OBV	612	Rezervacije iz pokojninskih zavarovanj	510	0	0	0	0	0	0	0	0
OBV	62	Druge tehnične rezervacije	1.144	297	213	0	53	2	2	156	1
OBV	7	Druge obveznosti	95	14	22	0	1	2	1	18	37
OBV	71	Trgovinski krediti in avansi	56	9	9	0	0	0	1	8	29
OBV	79	Drugo	39	5	13	0	1	2	0	10	8
NETO		**Neto finančna sredstva**	-582	-33	944	0	716	228	0	0	1.096
			Gospodarstvo Slovenije/ *Total economy*	Nefinančne družbe/ *Non-financial corporations*	Finančne družbe/ *Financial corporations*	Centralna banka/ *Central Bank*	Druge denarne finančne institucije/ *Other monetary financial institutions*	Drugi finančni posredniki / *Other financial intermediaries*	Izvajalci pomožnih finančnih dejavnosti/ *Financial auxiliaries*	Zavarovalnice in pokojninski skladi/ *Insurance corporations and pension funds*	Država/ *General government*
			S1	S11	S12	S121	S122	S123	S124	S125	S13

S.125 – Insurance corporations and pension funds

Non-consolidated financial accounts – outstanding amounts 2005 (end of year) B.1.7.1.

EUR millions

Institutional sectors												
S1311	S1313	S1314	S14	S15	S2	S21	S2111	S2112	S22	Financial instruments	Code	Item type
1.443	2	0	123	0	624	499	434	65	125	**Financial assets**	F	FAS
0	0	0	0	0	0	0	0	0	0	Monetary gold and SDRs	1	FAS
0	0	0	0	0	2	1	1	0	1	Currency and deposits	2	FAS
0	0	0	0	0	0	0	0	0	0	Currency	21	FAS
0	0	0	0	0	0	0	0	0	0	Transferable deposits	22	FAS
0	0	0	0	0	2	1	1	0	1	Other deposits	29	FAS
1.441	0	0	0	0	454	371	323	48	83	Securities other than shares	3	FAS
66	0	0	0	0	0	0	0	0	0	Short-term	331	FAS
1.376	0	0	0	0	454	371	322	48	83	Long-term	332	FAS
0	0	0	0	0	0	0	0	0	0	Financial derivatives	34	FAS
0	1	0	5	0	0	0	0	0	0	Loans	4	FAS
0	0	0	1	0	0	0	0	0	0	Short-term	41	FAS
0	1	0	5	0	0	0	0	0	0	Long-term	42	FAS
0	0	0	0	0	141	103	92	11	38	Shares and other equity	5	FAS
0	0	0	0	0	25	13	13	0	12	Quoted shares	511	FAS
0	0	0	0	0	37	18	7	11	19	Unquoted shares	512	FAS
0	0	0	0	0	1	0	0	0	1	Other equity	513	FAS
0	0	0	0	0	78	73	72	0	5	Mutual funds shares	52	FAS
0	0	0	0	0	14	14	8	6	0	Insurance technical reserves	6	FAS
0	0	0	0	0	0	0	0	0	0	Life insurance reserves	611	FAS
0	0	0	0	0	0	0	0	0	0	Pension fund reserves	612	FAS
0	0	0	0	0	14	14	8	6	0	Other technical reserves	62	FAS
2	1	0	117	0	12	10	10	1	2	Other accounts receivable	7	FAS
1	0	0	101	0	7	6	6	0	1	Trade credits and advances	71	FAS
1	1	0	16	0	5	4	3	0	1	Other	79	FAS
242	0	106	2.711	1	151	91	86	5	60	**Liabilities**	F	LIA
0	0	0	0	0	0	0	0	0	0	Currency and deposits	2	LIA
0	0	0	0	0	0	0	0	0	0	Currency	21	LIA
0	0	0	0	0	0	0	0	0	0	Transferable deposits	22	LIA
0	0	0	0	0	0	0	0	0	0	Other deposits	29	LIA
2	0	3	1	0	0	0	0	0	0	Securities other than shares	3	LIA
0	0	0	0	0	0	0	0	0	0	Short-term	331	LIA
2	0	3	1	0	0	0	0	0	0	Long-term	332	LIA
0	0	0	0	0	0	0	0	0	0	Financial derivatives	34	LIA
0	0	0	0	0	0	0	0	0	0	Loans	4	LIA
0	0	0	0	0	0	0	0	0	0	Short-term	41	LIA
0	0	0	0	0	0	0	0	0	0	Long-term	42	LIA
205	0	101	476	0	59	59	59	0	0	Shares and other equity	5	LIA
0	0	0	1	0	0	0	0	0	0	Quoted shares	511	LIA
205	0	101	8	0	59	59	59	0	0	Unquoted shares	512	LIA
0	0	0	35	0	0	0	0	0	0	Other equity	513	LIA
0	0	0	432	0	0	0	0	0	0	Mutual funds shares	52	LIA
0	0	0	2.211	0	82	23	19	4	59	Insurance technical reserves	6	LIA
0	0	0	1.069	0	0	0	0	0	0	Life insurance reserves	611	LIA
0	0	0	510	0	0	0	0	0	0	Pension fund reserves	612	LIA
0	0	0	632	0	82	23	19	4	59	Other technical reserves	62	LIA
34	0	2	22	0	10	9	8	1	1	Other accounts payable	7	LIA
26	0	2	9	0	6	5	5	1	1	Trade credits and advances	71	LIA
8	0	0	13	0	4	4	3	0	0	Other	79	LIA
1.201	1	-106	-2.588	-1	473	408	348	60	65	**Net financial assets**		NETO
Centralna država/ *Central government*	Lokalna država/ *Local government*	Skladi socialne varnosti/ *Social security funds*	Gospodinjstva/ *Households*	Nepr. instit., ki opravljajo storitve za gospod./ *Non-profit institutions serving households*	Tujina/ *Rest of the world*	EU/ *European Union*	EMU/ *Members of the EMU*	Ostale članice EU/ *European Union, not EMU*	Ostali (izven EU)/ *Others (not EU)*			
S1311	S1313	S1314	S14	S15	S2	S21	S2111	S2112	S22			

B.1.7.1.

S.125 - zavarovalnice in pokojninski skladi

B.1.7.2. Nekonsolidirani finančni računi - transakcije 2006

v mio EUR

B.1.7.2.

Vrsta post.	Oznaka	Finančni instrumenti	Institucionalni sektorji								
			S1	S11	S12	S121	S122	S123	S124	S125	S13
FSR	F	**Finančna sredstva**	385	82	59	0	-16	69	0	7	243
FSR	1	Monetarno zlato in SDR	0	0	0	0	0	0	0	0	0
FSR	2	Gotovina in vloge	-5	0	-5	0	-5	0	0	0	0
FSR	21	Gotovina	0	0	0	0	0	0	0	0	0
FSR	22	Prenosljive vloge	5	0	5	0	5	0	0	0	0
FSR	29	Druge vloge	-10	0	-10	0	-10	0	0	0	0
FSR	3	Vrednostni papirji razen delnic	204	1	-10	0	-9	-2	0	1	213
FSR	331	Kratkoročni	33	1	0	0	0	0	0	0	33
FSR	332	Dolgoročni	171	0	-10	0	-9	-2	0	1	181
FSR	34	Izvedeni finančni instrumenti	0	0	0	0	0	0	0	0	0
FSR	4	Posojila	-4	4	-7	0	0	-7	0	0	-1
FSR	41	Kratkoročna	-2	5	-6	0	0	-6	0	0	0
FSR	42	Dolgoročna	-2	-1	-1	0	0	-1	0	0	-1
FSR	5	Delnice in drug lastniški kapital	162	72	89	0	0	82	-1	8	0
FSR	511	Delnice, ki kotirajo	42	41	0	0	0	1	0	0	0
FSR	512	Delnice, ki ne kotirajo	16	8	8	0	0	0	-1	8	0
FSR	513	Drug lastniški kapital	33	23	10	0	0	10	0	0	0
FSR	52	Delnice/enote investicijskih skladov	71	0	71	0	0	71	0	0	0
FSR	6	Zavarovalno tehnične rezervacije	9	0	9	0	0	0	0	9	0
FSR	611	Rezervacije iz življenjskih zavarovanj	0	0	0	0	0	0	0	0	0
FSR	612	Rezervacije iz pokojninskih zavarovanj	0	0	0	0	0	0	0	0	0
FSR	62	Druge tehnične rezervacije	9	0	9	0	0	0	0	9	0
FSR	7	Druge terjatve	19	5	-18	0	-2	-5	0	-11	30
FSR	71	Trgovinski krediti in avansi	11	4	-6	0	0	-3	0	-4	1
FSR	79	Drugo	7	1	-11	0	-3	-2	0	-7	29
OBV	F	**Obveznosti**	566	47	1	0	-3	-5	2	7	-10
OBV	2	Gotovina in vloge	0	0	0	0	0	0	0	0	0
OBV	21	Gotovina	0	0	0	0	0	0	0	0	0
OBV	22	Prenosljive vloge	0	0	0	0	0	0	0	0	0
OBV	29	Druge vloge	0	0	0	0	0	0	0	0	0
OBV	3	Vrednostni papirji razen delnic	0	0	0	0	1	-1	0	1	2
OBV	331	Kratkoročni	-1	-1	0	0	0	0	0	0	0
OBV	332	Dolgoročni	1	1	0	0	1	-1	0	1	2
OBV	34	Izvedeni finančni instrumenti	0	0	0	0	0	0	0	0	0
OBV	4	Posojila	-10	0	-9	0	-9	0	0	0	0
OBV	41	Kratkoročna	-10	0	-9	0	-9	0	0	0	0
OBV	42	Dolgoročna	0	0	0	0	0	0	0	0	0
OBV	5	Delnice in drug lastniški kapital	124	22	9	0	0	-1	2	8	-14
OBV	511	Delnice, ki kotirajo	-1	0	-1	0	0	-1	0	0	0
OBV	512	Delnice, ki ne kotirajo	20	22	10	0	0	0	2	8	-14
OBV	513	Drug lastniški kapital	0	0	0	0	0	0	0	0	0
OBV	52	Delnice/enote investicijskih skladov	104	0	0	0	0	0	0	0	0
OBV	6	Zavarovalno tehnične rezervacije	471	27	13	0	6	-1	-1	9	15
OBV	611	Rezervacije iz življenjskih zavarovanj	237	0	0	0	0	0	0	0	0
OBV	612	Rezervacije iz pokojninskih zavarovanj	136	0	0	0	0	0	0	0	0
OBV	62	Druge tehnične rezervacije	98	27	13	0	6	-1	-1	9	15
OBV	7	Druge obveznosti	-19	-2	-11	0	-1	-2	2	-11	-12
OBV	71	Trgovinski krediti in avansi	-8	-1	-4	0	0	0	0	-4	-13
OBV	79	Drugo	-11	-1	-7	0	-1	-2	2	-7	0
NETO		**Neto finančna sredstva**	-182	35	58	0	-13	74	-2	0	252
			Gospodarstvo Slovenije/ *Total economy*	Nefinančne družbe/ *Non-financial corporations*	Finančne družbe/ *Financial corporations*	Centralna banka/ *Central Bank*	Druge denarne finančne institucije/ *Other monetary financial institutions*	Drugi finančni posredniki / *Other financial intermediaries*	Izvajalci pomožnih finančnih dejavnosti/ *Financial auxiliaries*	Zavarovalnice in pokojninski skladi/ *Insurance corporations and pension funds*	Država/ *General government*
			S1	S11	S12	S121	S122	S123	S124	S125	S13

S.125 – Insurance corporations and pension funds

Non-consolidated financial accounts – transactions 2006 B.1.7.2.

EUR millions

Institutional sectors												
S1311	S1313	S1314	S14	S15	S2	S21	S2111	S2112	S22	Financial instruments	Code	Item type
244	-1	0	1	0	503	378	315	64	124	**Financial assets**	F	FAS
0	0	0	0	0	0	0	0	0	0	Monetary gold and SDRs	1	FAS
0	0	0	0	0	-1	-1	-1	0	0	Currency and deposits	2	FAS
0	0	0	0	0	0	0	0	0	0	Currency	21	FAS
0	0	0	0	0	0	0	0	0	0	Transferable deposits	22	FAS
0	0	0	0	0	-1	-1	-1	0	0	Other deposits	29	FAS
213	0	0	0	0	359	302	230	71	57	Securities other than shares	3	FAS
33	0	0	0	0	22	15	12	3	7	Short-term	331	FAS
181	0	0	0	0	335	285	217	68	50	Long-term	332	FAS
0	0	0	0	0	1	1	1	0	0	Financial derivatives	34	FAS
0	-1	0	0	0	4	4	4	0	0	Loans	4	FAS
0	0	0	-1	0	4	4	4	0	0	Short-term	41	FAS
0	-1	0	1	0	0	0	0	0	0	Long-term	42	FAS
0	0	0	0	0	137	71	73	-3	66	Shares and other equity	5	FAS
0	0	0	0	0	33	17	15	2	16	Quoted shares	511	FAS
0	0	0	0	0	26	-10	-4	-6	36	Unquoted shares	512	FAS
0	0	0	0	0	6	0	0	0	6	Other equity	513	FAS
0	0	0	0	0	72	63	62	1	9	Mutual funds shares	52	FAS
0	0	0	0	0	11	9	14	-6	2	Insurance technical reserves	6	FAS
0	0	0	0	0	0	0	0	0	0	Life insurance reserves	611	FAS
0	0	0	0	0	0	0	0	0	0	Pension fund reserves	612	FAS
0	0	0	0	0	11	9	14	-6	2	Other technical reserves	62	FAS
30	0	0	1	0	-7	-6	-7	0	-1	Other accounts receivable	7	FAS
1	0	0	12	0	-6	-5	-6	0	-1	Trade credits and advances	71	FAS
29	0	0	-11	0	-1	-1	-1	0	0	Other	79	FAS
-15	1	4	528	0	22	16	16	0	6	**Liabilities**	F	LIA
0	0	0	0	0	0	0	0	0	0	Currency and deposits	2	LIA
0	0	0	0	0	0	0	0	0	0	Currency	21	LIA
0	0	0	0	0	0	0	0	0	0	Transferable deposits	22	LIA
0	0	0	0	0	0	0	0	0	0	Other deposits	29	LIA
0	0	2	-1	0	0	0	0	0	0	Securities other than shares	3	LIA
0	0	0	0	0	0	0	0	0	0	Short-term	331	LIA
0	0	2	-1	0	0	0	0	0	0	Long-term	332	LIA
0	0	0	0	0	0	0	0	0	0	Financial derivatives	34	LIA
0	0	0	0	0	0	0	0	0	0	Loans	4	LIA
0	0	0	0	0	0	0	0	0	0	Short-term	41	LIA
0	0	0	0	0	0	0	0	0	0	Long-term	42	LIA
-14	0	0	107	0	15	15	14	1	0	Shares and other equity	5	LIA
0	0	0	0	0	0	0	0	0	0	Quoted shares	511	LIA
-14	0	0	3	0	15	15	14	1	0	Unquoted shares	512	LIA
0	0	0	0	0	0	0	0	0	0	Other equity	513	LIA
0	0	0	104	0	0	0	0	0	0	Mutual funds shares	52	LIA
12	1	2	416	0	10	3	4	-1	7	Insurance technical reserves	6	LIA
0	0	0	237	0	0	0	0	0	0	Life insurance reserves	611	LIA
0	0	0	136	0	0	0	0	0	0	Pension fund reserves	612	LIA
12	1	2	42	0	10	3	4	-1	7	Other technical reserves	62	LIA
-13	0	0	6	0	-4	-3	-2	0	-1	Other accounts payable	7	LIA
-11	0	-2	9	0	-5	-4	-4	0	-1	Trade credits and advances	71	LIA
-2	0	2	-3	0	1	1	2	0	0	Other	79	LIA
258	-2	-4	-527	0	481	363	298	64	118	**Net financial assets**		NETO
Centralna država/ *Central government*	Lokalna država/ *Local government*	Skladi socialne varnosti/ *Social security funds*	Gospodinjstva/ *Households*	Nepr. instit., ki opravljajo storitve za gospod./ *Non-profit institutions serving households*	Tujina/ *Rest of the world*	EU/ *European Union*	EMU/ *Members of the EMU*	Ostale članice EU/ *European Union, not EMU*	Ostali (izven EU)/ *Others (not EU)*			
S1311	S1313	S1314	S14	S15	S2	S21	S2111	S2112	S22			

B.1.7.2.

S.125 - zavarovalnice in pokojninski skladi

B.1.7.3. Nekonsolidirani finančni računi - vrednostne spremembe 2006

v mio EUR

B.1.7.3.

Vrsta post.	Oznaka	Finančni instrumenti	Institucionalni sektorji								
			S1	S11	S12	S121	S122	S123	S124	S125	S13
FSR	F	**Finančna sredstva**	128	92	68	0	23	19	0	26	-32
FSR	1	Monetarno zlato in SDR	0	0	0	0	0	0	0	0	0
FSR	2	Gotovina in vloge	26	0	26	0	26	0	0	0	0
FSR	21	Gotovina	0	0	0	0	0	0	0	0	0
FSR	22	Prenosljive vloge	0	0	0	0	0	0	0	0	0
FSR	29	Druge vloge	26	0	26	0	26	0	0	0	0
FSR	3	Vrednostni papirji razen delnic	-45	-1	-12	0	-12	0	0	0	-33
FSR	331	Kratkoročni	0	0	0	0	0	0	0	0	0
FSR	332	Dolgoročni	-45	-1	-12	0	-12	0	0	0	-33
FSR	34	Izvedeni finančni instrumenti	0	0	0	0	0	0	0	0	0
FSR	4	Posojila	0	0	0	0	0	0	0	0	0
FSR	41	Kratkoročna	0	0	0	0	0	0	0	0	0
FSR	42	Dolgoročna	0	0	0	0	0	0	0	0	0
FSR	5	Delnice in drug lastniški kapital	149	92	57	0	12	19	0	25	0
FSR	511	Delnice, ki kotirajo	80	112	-32	0	0	-32	0	0	0
FSR	512	Delnice, ki ne kotirajo	18	-19	37	0	12	0	0	25	0
FSR	513	Drug lastniški kapital	3	0	3	0	0	3	0	0	0
FSR	52	Delnice/enote investicijskih skladov	48	0	48	0	0	48	0	0	0
FSR	6	Zavarovalno tehnične rezervacije	1	0	1	0	0	0	0	1	0
FSR	611	Rezervacije iz življenjskih zavarovanj	0	0	0	0	0	0	0	0	0
FSR	612	Rezervacije iz pokojninskih zavarovanj	0	0	0	0	0	0	0	0	0
FSR	62	Druge tehnične rezervacije	1	0	1	0	0	0	0	1	0
FSR	7	Druge terjatve	-2	0	-4	0	-4	0	0	0	0
FSR	71	Trgovinski krediti in avansi	2	0	0	0	0	0	0	0	0
FSR	79	Drugo	-4	0	-4	0	-4	0	0	0	0
OBV	F	**Obveznosti**	452	55	46	0	15	1	3	26	270
OBV	2	Gotovina in vloge	0	0	0	0	0	0	0	0	0
OBV	21	Gotovina	0	0	0	0	0	0	0	0	0
OBV	22	Prenosljive vloge	0	0	0	0	0	0	0	0	0
OBV	29	Druge vloge	0	0	0	0	0	0	0	0	0
OBV	3	Vrednostni papirji razen delnic	-1	0	-1	0	0	0	0	0	0
OBV	331	Kratkoročni	0	0	0	0	0	0	0	0	0
OBV	332	Dolgoročni	-1	0	-1	0	0	0	0	0	0
OBV	34	Izvedeni finančni instrumenti	0	0	0	0	0	0	0	0	0
OBV	4	Posojila	9	0	9	0	9	0	0	0	0
OBV	41	Kratkoročna	9	0	9	0	9	0	0	0	0
OBV	42	Dolgoročna	0	0	0	0	0	0	0	0	0
OBV	5	Delnice in drug lastniški kapital	398	46	35	0	5	2	3	25	270
OBV	511	Delnice, ki kotirajo	-1	0	-2	0	-2	0	0	0	0
OBV	512	Delnice, ki ne kotirajo	375	45	37	0	7	2	3	25	270
OBV	513	Drug lastniški kapital	5	0	0	0	0	0	0	0	0
OBV	52	Delnice/enote investicijskih skladov	19	0	0	0	0	0	0	0	0
OBV	6	Zavarovalno tehnične rezervacije	46	10	2	0	1	0	0	1	0
OBV	611	Rezervacije iz življenjskih zavarovanj	57	0	0	0	0	0	0	0	0
OBV	612	Rezervacije iz pokojninskih zavarovanj	-3	0	0	0	0	0	0	0	0
OBV	62	Druge tehnične rezervacije	-9	10	2	0	1	0	0	1	0
OBV	7	Druge obveznosti	1	0	0	0	0	0	0	0	0
OBV	71	Trgovinski krediti in avansi	1	0	0	0	0	0	0	0	0
OBV	79	Drugo	0	0	0	0	0	0	0	0	0
NETO		**Neto finančna sredstva**	-324	37	22	0	7	17	-3	0	-302
			Gospodarstvo Slovenije/ *Total economy*	Nefinančne družbe/ *Non-financial corporations*	Finančne družbe/ *Financial corporations*	Centralna banka/ *Central Bank*	Druge denarne finančne institucije/ *Other monetary financial institutions*	Drugi finančni posredniki / *Other financial intermediaries*	Izvajalci pomožnih finančnih dejavnosti/ *Financial auxiliaries*	Zavarovalnice in pokojninski skladi/ *Insurance corporations and pension funds*	Država/ *General government*
			S1	S11	S12	S121	S122	S123	S124	S125	S13

S.125 – Insurance corporations and pension funds

Non-consolidated financial accounts – revaluation changes 2006 B.1.7.3.

EUR millions

Institutional sectors												
S1311	S1313	S1314	S14	S15	S2	S21	S2111	S2112	S22	Financial instruments	Code	Item type
-32	0	0	1	0	-1	-3	-1	-1	2	**Financial assets**	F	FAS
0	0	0	0	0	0	0	0	0	0	Monetary gold and SDRs	1	FAS
0	0	0	0	0	0	0	0	0	0	Currency and deposits	2	FAS
0	0	0	0	0	0	0	0	0	0	Currency	21	FAS
0	0	0	0	0	0	0	0	0	0	Transferable deposits	22	FAS
0	0	0	0	0	0	0	0	0	0	Other deposits	29	FAS
-33	0	0	0	0	-18	-15	-13	-2	-3	Securities other than shares	3	FAS
0	0	0	0	0	0	0	0	0	0	Short-term	331	FAS
-33	0	0	0	0	-18	-15	-13	-2	-3	Long-term	332	FAS
0	0	0	0	0	0	0	0	0	0	Financial derivatives	34	FAS
0	0	0	0	0	0	0	0	0	0	Loans	4	FAS
0	0	0	0	0	0	0	0	0	0	Short-term	41	FAS
0	0	0	0	0	0	0	0	0	0	Long-term	42	FAS
0	0	0	0	0	17	12	11	1	5	Shares and other equity	5	FAS
0	0	0	0	0	6	3	3	0	2	Quoted shares	511	FAS
0	0	0	0	0	3	1	0	1	2	Unquoted shares	512	FAS
0	0	0	0	0	0	0	0	0	0	Other equity	513	FAS
0	0	0	0	0	9	8	8	0	1	Mutual funds shares	52	FAS
0	0	0	0	0	0	0	0	0	0	Insurance technical reserves	6	FAS
0	0	0	0	0	0	0	0	0	0	Life insurance reserves	611	FAS
0	0	0	0	0	0	0	0	0	0	Pension fund reserves	612	FAS
0	0	0	0	0	0	0	0	0	0	Other technical reserves	62	FAS
0	0	0	1	0	0	0	0	0	0	Other accounts receivable	7	FAS
0	0	0	1	0	0	0	0	0	0	Trade credits and advances	71	FAS
0	0	0	0	0	0	0	0	0	0	Other	79	FAS
170	0	99	81	0	8	6	6	0	2	**Liabilities**	F	LIA
0	0	0	0	0	0	0	0	0	0	Currency and deposits	2	LIA
0	0	0	0	0	0	0	0	0	0	Currency	21	LIA
0	0	0	0	0	0	0	0	0	0	Transferable deposits	22	LIA
0	0	0	0	0	0	0	0	0	0	Other deposits	29	LIA
0	0	0	0	0	0	0	0	0	0	Securities other than shares	3	LIA
0	0	0	0	0	0	0	0	0	0	Short-term	331	LIA
0	0	0	0	0	0	0	0	0	0	Long-term	332	LIA
0	0	0	0	0	0	0	0	0	0	Financial derivatives	34	LIA
0	0	0	0	0	0	0	0	0	0	Loans	4	LIA
0	0	0	0	0	0	0	0	0	0	Short-term	41	LIA
0	0	0	0	0	0	0	0	0	0	Long-term	42	LIA
170	0	99	47	0	6	6	6	0	0	Shares and other equity	5	LIA
0	0	0	0	0	0	0	0	0	0	Quoted shares	511	LIA
170	0	99	23	0	6	6	6	0	0	Unquoted shares	512	LIA
0	0	0	5	0	0	0	0	0	0	Other equity	513	LIA
0	0	0	19	0	0	0	0	0	0	Mutual funds shares	52	LIA
0	0	0	34	0	2	0	0	0	2	Insurance technical reserves	6	LIA
0	0	0	57	0	0	0	0	0	0	Life insurance reserves	611	LIA
0	0	0	-3	0	1	0	0	0	1	Pension fund reserves	612	LIA
0	0	0	-20	0	1	0	0	0	0	Other technical reserves	62	LIA
0	0	0	0	0	0	0	0	0	0	Other accounts payable	7	LIA
0	0	0	0	0	0	0	0	0	0	Trade credits and advances	71	LIA
0	0	0	0	0	0	0	0	0	0	Other	79	LIA
-203	0	-99	-80	0	-9	-9	-8	-1	0	**Net financial assets**		NETO
Centralna država/ *Central government*	Lokalna država/ *Local government*	Skladi socialne varnosti/ *Social security funds*	Gospodinjstva/ *Households*	Nepr. instit., ki opravljajo storitve za gospod./ *Non-profit institutions serving households*	Tujina/ *Rest of the world*	EU/ *European Union*	EMU/ *Members of the EMU*	Ostale članice EU/ *European Union, not EMU*	Ostali (izven EU)/ *Others (not EU)*			
S1311	S1313	S1314	S14	S15	S2	S21	S2111	S2112	S22			

B.1.7.3.

S.125 - zavarovalnice in pokojninski skladi

B.1.7.4. Nekonsolidirani finančni računi - stanja 2006 (konec leta)

v mio EUR

B.1.7.4.

Vrsta post.	Oznaka	Finančni instrumenti	Institucionalni sektorji								
			S1	S11	S12	S121	S122	S123	S124	S125	S13
FSR	F	**Finančna sredstva**	3.787	558	1.449	0	833	340	4	271	1.655
FSR	1	Monetarno zlato in SDR	0	0	0	0	0	0	0	0	0
FSR	2	Gotovina in vloge	406	0	406	0	406	0	0	0	0
FSR	21	Gotovina	0	0	0	0	0	0	0	0	0
FSR	22	Prenosljive vloge	10	0	10	0	10	0	0	0	0
FSR	29	Druge vloge	396	0	396	0	396	0	0	0	0
FSR	3	Vrednostni papirji razen delnic	2.078	107	349	0	339	0	1	10	1.622
FSR	331	Kratkoročni	99	1	0	0	0	0	0	0	98
FSR	332	Dolgoročni	1.979	106	349	0	339	0	1	10	1.524
FSR	34	Izvedeni finančni instrumenti	0	0	0	0	0	0	0	0	0
FSR	4	Posojila	25	20	0	0	0	0	0	0	0
FSR	41	Kratkoročna	9	9	0	0	0	0	0	0	0
FSR	42	Dolgoročna	16	11	0	0	0	0	0	0	0
FSR	5	Delnice in drug lastniški kapital	912	399	513	0	84	339	2	88	0
FSR	511	Delnice, ki kotirajo	304	282	21	0	1	19	0	2	0
FSR	512	Delnice, ki ne kotirajo	254	84	170	0	83	1	0	86	0
FSR	513	Drug lastniški kapital	61	33	27	0	0	26	2	0	0
FSR	52	Delnice/enote investicijskih skladov	294	0	294	0	0	293	0	0	0
FSR	6	Zavarovalno tehnične rezervacije	166	0	166	0	0	0	0	166	0
FSR	611	Rezervacije iz življenjskih zavarovanj	0	0	0	0	0	0	0	0	0
FSR	612	Rezervacije iz pokojninskih zavarovanj	0	0	0	0	0	0	0	0	0
FSR	62	Druge tehnične rezervacije	166	0	166	0	0	0	0	166	0
FSR	7	Druge terjatve	200	32	15	0	5	1	2	7	33
FSR	71	Trgovinski krediti in avansi	145	21	7	0	0	1	1	4	2
FSR	79	Drugo	55	11	8	0	5	0	0	3	31
OBV	F	**Obveznosti**	4.875	519	425	0	123	21	10	271	609
OBV	2	Gotovina in vloge	0	0	0	0	0	0	0	0	0
OBV	21	Gotovina	0	0	0	0	0	0	0	0	0
OBV	22	Prenosljive vloge	0	0	0	0	0	0	0	0	0
OBV	29	Druge vloge	0	0	0	0	0	0	0	0	0
OBV	3	Vrednostni papirji razen delnic	49	10	32	0	14	8	0	10	7
OBV	331	Kratkoročni	0	0	0	0	0	0	0	0	0
OBV	332	Dolgoročni	49	10	32	0	14	8	0	10	7
OBV	34	Izvedeni finančni instrumenti	0	0	0	0	0	0	0	0	0
OBV	4	Posojila	0	0	0	0	0	0	0	0	0
OBV	41	Kratkoročna	0	0	0	0	0	0	0	0	0
OBV	42	Dolgoročna	0	0	0	0	0	0	0	0	0
OBV	5	Delnice in drug lastniški kapital	1.510	164	154	0	48	12	6	88	561
OBV	511	Delnice, ki kotirajo	8	5	2	0	1	0	0	2	0
OBV	512	Delnice, ki ne kotirajo	906	159	151	0	47	12	6	86	561
OBV	513	Drug lastniški kapital	40	0	0	0	0	0	0	0	0
OBV	52	Delnice/enote investicijskih skladov	556	0	0	0	0	0	0	0	0
OBV	6	Zavarovalno tehnične rezervacije	3.239	334	228	0	60	1	1	166	16
OBV	611	Rezervacije iz življenjskih zavarovanj	1.363	0	0	0	0	0	0	0	0
OBV	612	Rezervacije iz pokojninskih zavarovanj	643	0	0	0	0	0	0	0	0
OBV	62	Druge tehnične rezervacije	1.233	334	228	0	60	1	1	166	16
OBV	7	Druge obveznosti	77	12	11	0	1	0	3	7	25
OBV	71	Trgovinski krediti in avansi	49	8	5	0	0	0	1	4	16
OBV	79	Drugo	28	4	6	0	1	0	3	3	8
NETO		**Neto finančna sredstva**	-1.088	39	1.024	0	710	319	-5	0	1.046
			Gospodarstvo Slovenije/ *Total economy*	Nefinančne družbe/ *Non-financial corporations*	Finančne družbe/ *Financial corporations*	Centralna banka/ *Central Bank*	Druge denarne finančne institucije/ *Other monetary financial institutions*	Drugi finančni posredniki / *Other financial intermediaries*	Izvajalci pomožnih finančnih dejavnosti/ *Financial auxiliaries*	Zavarovalnice in pokojninski skladi/ *Insurance corporations and pension funds*	Država/ *General government*
			S1	S11	S12	S121	S122	S123	S124	S125	S13

S.125 – Insurance corporations and pension funds

Non-consolidated financial accounts – outstanding amounts 2006 (end of year) B.1.7.4.

EUR millions

Institutional sectors												
S1311	S1313	S1314	S14	S15	S2	S21	S2111	S2112	S22	Financial instruments	Code	Item type
1.654	1	0	125	0	1.127	875	747	128	251	**Financial assets**	F	FAS
0	0	0	0	0	0	0	0	0	0	Monetary gold and SDRs	1	FAS
0	0	0	0	0	2	0	0	0	1	Currency and deposits	2	FAS
0	0	0	0	0	0	0	0	0	0	Currency	21	FAS
0	0	0	0	0	0	0	0	0	0	Transferable deposits	22	FAS
0	0	0	0	0	1	0	0	0	1	Other deposits	29	FAS
1.622	0	0	0	0	795	658	540	117	137	Securities other than shares	3	FAS
98	0	0	0	0	22	15	12	3	7	Short-term	331	FAS
1.524	0	0	0	0	771	641	526	114	130	Long-term	332	FAS
0	0	0	0	0	2	2	2	0	0	Financial derivatives	34	FAS
0	0	0	5	0	5	5	5	0	0	Loans	4	FAS
0	0	0	0	0	4	4	4	0	0	Short-term	41	FAS
0	0	0	5	0	0	0	0	0	0	Long-term	42	FAS
0	0	0	0	0	296	186	177	9	110	Shares and other equity	5	FAS
0	0	0	0	0	63	33	31	2	31	Quoted shares	511	FAS
0	0	0	0	0	66	10	4	6	56	Unquoted shares	512	FAS
0	0	0	0	0	7	0	0	0	7	Other equity	513	FAS
0	0	0	0	0	159	144	142	1	15	Mutual funds shares	52	FAS
0	0	0	0	0	25	23	22	0	2	Insurance technical reserves	6	FAS
0	0	0	0	0	0	0	0	0	0	Life insurance reserves	611	FAS
0	0	0	0	0	0	0	0	0	0	Pension fund reserves	612	FAS
0	0	0	0	0	25	23	22	0	2	Other technical reserves	62	FAS
32	1	0	120	0	5	4	3	1	1	Other accounts receivable	7	FAS
2	0	0	115	0	1	1	0	1	0	Trade credits and advances	71	FAS
30	1	0	5	0	4	3	3	0	1	Other	79	FAS
398	1	210	3.320	2	181	113	109	5	68	**Liabilities**	F	LIA
0	0	0	0	0	0	0	0	0	0	Currency and deposits	2	LIA
0	0	0	0	0	0	0	0	0	0	Currency	21	LIA
0	0	0	0	0	0	0	0	0	0	Transferable deposits	22	LIA
0	0	0	0	0	0	0	0	0	0	Other deposits	29	LIA
2	0	5	0	0	0	0	0	0	0	Securities other than shares	3	LIA
0	0	0	0	0	0	0	0	0	0	Short-term	331	LIA
2	0	5	0	0	0	0	0	0	0	Long-term	332	LIA
0	0	0	0	0	0	0	0	0	0	Financial derivatives	34	LIA
0	0	0	0	0	0	0	0	0	0	Loans	4	LIA
0	0	0	0	0	0	0	0	0	0	Short-term	41	LIA
0	0	0	0	0	0	0	0	0	0	Long-term	42	LIA
361	0	200	630	1	81	81	80	1	0	Shares and other equity	5	LIA
0	0	0	0	0	0	0	0	0	0	Quoted shares	511	LIA
361	0	200	34	1	81	81	80	1	0	Unquoted shares	512	LIA
0	0	0	40	0	0	0	0	0	0	Other equity	513	LIA
0	0	0	556	0	0	0	0	0	0	Mutual funds shares	52	LIA
13	1	2	2.661	1	94	26	24	3	68	Insurance technical reserves	6	LIA
0	0	0	1.363	0	0	0	0	0	0	Life insurance reserves	611	LIA
0	0	0	643	0	1	0	0	0	1	Pension fund reserves	612	LIA
13	1	2	654	1	93	26	23	3	66	Other technical reserves	62	LIA
22	0	3	28	0	7	6	6	1	0	Other accounts payable	7	LIA
16	0	0	19	0	1	1	0	1	0	Trade credits and advances	71	LIA
6	0	2	10	0	5	5	5	0	0	Other	79	LIA
1.257	-1	-210	-3.195	-2	945	762	639	123	183	**Net financial assets**		NETO
Centralna država/ *Central government*	Lokalna država/ *Local government*	Skladi socialne varnosti/ *Social security funds*	Gospodinjstva/ *Households*	Nepr. instit., ki opravljajo storitve za gospod./ *Non-profit institutions serving households*	Tujina/ *Rest of the world*	EU/ *European Union*	EMU/ *Members of the EMU*	Ostale članice EU/ *European Union, not EMU*	Ostali (izven EU)/ *Others (not EU)*			
S1311	S1313	S1314	S14	S15	S2	S21	S2111	S2112	S22			

B.1.7.4.

S.13 - država

B.1.8.1. Nekonsolidirani finančni računi - stanja 2005 (konec leta)

v mio EUR

B.1.8.1.

Vrsta post.	Oznaka	Finančni instrumenti	Institucionalni sektorji								
			S1	S11	S12	S121	S122	S123	S124	S125	S13
FSR	F	**Finančna sredstva**	13.859	7.519	2.846	460	1.822	211	5	349	3.279
FSR	1	Monetarno zlato in SDR	0	0	0	0	0	0	0	0	0
FSR	2	Gotovina in vloge	1.251	0	1.251	348	903	0	0	0	0
FSR	21	Gotovina	2	0	2	2	0	0	0	0	0
FSR	22	Prenosljive vloge	284	0	284	159	125	0	0	0	0
FSR	29	Druge vloge	966	0	966	187	779	0	0	0	0
FSR	3	Vrednostni papirji razen delnic	463	33	153	0	147	1	0	5	277
FSR	331	Kratkoročni	89	7	0	0	0	0	0	0	82
FSR	332	Dolgoročni	374	26	153	0	147	1	0	5	195
FSR	34	Izvedeni finančni instrumenti	0	0	0	0	0	0	0	0	0
FSR	4	Posojila	892	281	7	0	7	0	0	0	517
FSR	41	Kratkoročna	365	0	0	0	0	0	0	0	365
FSR	42	Dolgoročna	527	281	7	0	7	0	0	0	152
FSR	5	Delnice in drug lastniški kapital	8.301	5.950	1.122	0	726	89	1	306	1.229
FSR	511	Delnice, ki kotirajo	1.270	1.268	2	0	0	2	0	0	0
FSR	512	Delnice, ki ne kotirajo	4.586	2.252	1.105	0	726	72	1	306	1.229
FSR	513	Drug lastniški kapital	2.430	2.430	0	0	0	0	0	0	0
FSR	52	Delnice/enote investicijskih skladov	15	0	15	0	0	15	0	0	0
FSR	6	Zavarovalno tehnične rezervacije	1	0	1	0	0	0	0	1	0
FSR	611	Rezervacije iz življenjskih zavarovanj	0	0	0	0	0	0	0	0	0
FSR	612	Rezervacije iz pokojninskih zavarovanj	0	0	0	0	0	0	0	0	0
FSR	62	Druge tehnične rezervacije	1	0	1	0	0	0	0	1	0
FSR	7	Druge terjatve	2.951	1.255	311	112	38	121	3	37	1.257
FSR	71	Trgovinski krediti in avansi	268	140	32	0	0	3	0	29	54
FSR	79	Drugo	2.683	1.115	279	111	38	118	3	8	1.203
OBV	F	**Obveznosti**	10.678	1.400	5.360	73	3.498	332	13	1.445	3.279
OBV	2	Gotovina in vloge	14	0	0	0	0	0	0	0	0
OBV	21	Gotovina	14	0	0	0	0	0	0	0	0
OBV	22	Prenosljive vloge	0	0	0	0	0	0	0	0	0
OBV	29	Druge vloge	0	0	0	0	0	0	0	0	0
OBV	3	Vrednostni papirji razen delnic	5.468	190	4.561	73	2.832	207	8	1.441	277
OBV	331	Kratkoročni	317	35	192	0	85	41	0	66	82
OBV	332	Dolgoročni	5.151	155	4.369	73	2.746	166	8	1.376	195
OBV	34	Izvedeni finančni instrumenti	0	0	0	0	0	0	0	0	0
OBV	4	Posojila	1.283	75	685	0	584	100	0	1	517
OBV	41	Kratkoročna	442	11	66	0	66	0	0	0	365
OBV	42	Dolgoročna	841	64	619	0	518	100	0	1	152
OBV	5	Delnice in drug lastniški kapital	1.230	0	0	0	0	0	0	0	1.229
OBV	511	Delnice, ki kotirajo	0	0	0	0	0	0	0	0	0
OBV	512	Delnice, ki ne kotirajo	1.230	0	0	0	0	0	0	0	1.229
OBV	513	Drug lastniški kapital	0	0	0	0	0	0	0	0	0
OBV	52	Delnice/enote investicijskih skladov	0	0	0	0	0	0	0	0	0
OBV	6	Zavarovalno tehnične rezervacije	0	0	0	0	0	0	0	0	0
OBV	611	Rezervacije iz življenjskih zavarovanj	0	0	0	0	0	0	0	0	0
OBV	612	Rezervacije iz pokojninskih zavarovanj	0	0	0	0	0	0	0	0	0
OBV	62	Druge tehnične rezervacije	0	0	0	0	0	0	0	0	0
OBV	7	Druge obveznosti	2.683	1.135	114	0	82	25	5	3	1.257
OBV	71	Trgovinski krediti in avansi	460	380	5	0	1	2	0	1	54
OBV	79	Drugo	2.222	754	109	0	81	22	4	2	1.203
NETO		**Neto finančna sredstva**	3.182	6.119	-2.515	387	-1.676	-121	-8	-1.096	0
			Gospodarstvo Slovenije/ *Total economy*	Nefinančne družbe/ *Non-financial corporations*	Finančne družbe/ *Financial corporations*	Centralna banka/ *Central Bank*	Druge denarne finančne institucije/ *Other monetary financial institutions*	Drugi finančni posredniki / *Other financial intermediaries*	Izvajalci pomožnih finančnih dejavnosti/ *Financial auxiliaries*	Zavarovalnice in pokojninski skladi/ *Insurance corporations and pension funds*	Država/ *General government*
			S1	S11	S12	S121	S122	S123	S124	S125	S13

S.13 – General government

Non-consolidated financial accounts – outstanding amounts 2005 (end of year) B.1.8.1.

EUR millions

Institutional sectors												
S1311	S1313	S1314	S14	S15	S2	S21	S2111	S2112	S22	Financial instruments	Code	Item type
1.964	83	1.233	185	30	1.032	99	89	10	933	**Financial assets**	F	FAS
0	0	0	0	0	0	0	0	0	0	Monetary gold and SDRs	1	FAS
0	0	0	0	0	7	4	3	0	3	Currency and deposits	2	FAS
0	0	0	0	0	2	0	0	0	2	Currency	21	FAS
0	0	0	0	0	5	4	3	0	2	Transferable deposits	22	FAS
0	0	0	0	0	0	0	0	0	0	Other deposits	29	FAS
277	0	0	0	0	71	44	39	5	27	Securities other than shares	3	FAS
82	0	0	0	0	0	0	0	0	0	Short-term	331	FAS
195	0	0	0	0	70	43	39	5	27	Long-term	332	FAS
0	0	0	0	0	1	1	1	0	0	Financial derivatives	34	FAS
488	28	0	60	27	0	0	0	0	0	Loans	4	FAS
364	0	0	0	0	0	0	0	0	0	Short-term	41	FAS
124	28	0	60	27	0	0	0	0	0	Long-term	42	FAS
21	0	1.208	0	0	140	42	37	4	99	Shares and other equity	5	FAS
0	0	0	0	0	81	42	37	4	40	Quoted shares	511	FAS
21	0	1.208	0	0	0	0	0	0	0	Unquoted shares	512	FAS
0	0	0	0	0	44	0	0	0	44	Other equity	513	FAS
0	0	0	0	0	15	0	0	0	15	Mutual funds shares	52	FAS
0	0	0	0	0	0	0	0	0	0	Insurance technical reserves	6	FAS
0	0	0	0	0	0	0	0	0	0	Life insurance reserves	611	FAS
0	0	0	0	0	0	0	0	0	0	Pension fund reserves	612	FAS
0	0	0	0	0	0	0	0	0	0	Other technical reserves	62	FAS
1.178	55	25	125	3	814	10	9	0	804	Other accounts receivable	7	FAS
20	11	22	39	2	11	9	9	0	1	Trade credits and advances	71	FAS
1.157	43	2	86	0	803	0	0	0	803	Other	79	FAS
3.109	52	118	566	72	2.342	1.916	1.438	478	426	**Liabilities**	F	LIA
0	0	0	14	0	0	0	0	0	0	Currency and deposits	2	LIA
0	0	0	14	0	0	0	0	0	0	Currency	21	LIA
0	0	0	0	0	0	0	0	0	0	Transferable deposits	22	LIA
0	0	0	0	0	0	0	0	0	0	Other deposits	29	LIA
185	3	89	390	50	1.731	1.398	1.079	319	333	Securities other than shares	3	LIA
69	1	12	7	0	21	16	16	0	5	Short-term	331	LIA
116	1	77	383	50	1.709	1.382	1.063	319	328	Long-term	332	LIA
0	0	0	0	0	0	0	0	0	0	Financial derivatives	34	LIA
489	4	24	6	0	363	273	113	159	91	Loans	4	LIA
341	0	24	0	0	0	0	0	0	0	Short-term	41	LIA
148	4	0	6	0	363	273	113	159	91	Long-term	42	LIA
1.228	1	0	1	0	0	0	0	0	0	Shares and other equity	5	LIA
0	0	0	0	0	0	0	0	0	0	Quoted shares	511	LIA
1.228	1	0	1	0	0	0	0	0	0	Unquoted shares	512	LIA
0	0	0	0	0	0	0	0	0	0	Other equity	513	LIA
0	0	0	0	0	0	0	0	0	0	Mutual funds shares	52	LIA
0	0	0	0	0	0	0	0	0	0	Insurance technical reserves	6	LIA
0	0	0	0	0	0	0	0	0	0	Life insurance reserves	611	LIA
0	0	0	0	0	0	0	0	0	0	Pension fund reserves	612	LIA
0	0	0	0	0	0	0	0	0	0	Other technical reserves	62	LIA
1.207	45	5	154	22	248	246	246	0	2	Other accounts payable	7	LIA
34	16	4	18	3	171	169	169	0	2	Trade credits and advances	71	LIA
1.173	29	1	136	19	77	77	77	0	0	Other	79	LIA
-1.145	31	1.115	-380	-42	-1.310	-1.817	-1.349	-468	507	**Net financial assets**		NETO
Centralna država/ *Central government*	Lokalna država/ *Local government*	Skladi socialne varnosti/ *Social security funds*	Gospodinjstva/ *Households*	Nepr. instit., ki opravljajo storitve za gospod./ *Non-profit institutions serving households*	Tujina/ *Rest of the world*	EU/ *European Union*	EMU/ *Members of the EMU*	Ostale članice EU/ *European Union, not EMU*	Ostali (izven EU)/ *Others (not EU)*			
S1311	S1313	S1314	S14	S15	S2	S21	S2111	S2112	S22			

B.1.8.1.

S.13 - država

B.1.8.2. Nekonsolidirani finančni računi - transakcije 2006

v mio EUR

B.1.8.2.

Vrsta post.	Oznaka	Finančni instrumenti	Institucionalni sektorji								
			S1	S11	S12	S121	S122	S123	S124	S125	S13
FSR	F	**Finančna sredstva**	385	29	451	134	294	24	9	-10	-104
FSR	1	Monetarno zlato in SDR	0	0	0	0	0	0	0	0	0
FSR	2	Gotovina in vloge	354	0	354	129	224	0	0	0	0
FSR	21	Gotovina	1	0	1	1	0	0	0	0	0
FSR	22	Prenosljive vloge	-51	0	-51	-29	-22	0	0	0	0
FSR	29	Druge vloge	403	0	403	157	246	0	0	0	0
FSR	3	Vrednostni papirji razen delnic	-54	-3	-40	0	-41	-1	0	2	-11
FSR	331	Kratkoročni	-32	-6	0	0	0	0	0	0	-25
FSR	332	Dolgoročni	-23	3	-41	0	-42	-1	0	2	14
FSR	34	Izvedeni finančni instrumenti	1	0	1	0	1	0	0	0	0
FSR	4	Posojila	-25	0	-7	0	-7	0	0	0	-14
FSR	41	Kratkoročna	110	0	0	0	0	0	0	0	110
FSR	42	Dolgoročna	-135	1	-7	0	-7	0	0	0	-125
FSR	5	Delnice in drug lastniški kapital	-103	-101	-5	0	-2	12	0	-14	2
FSR	511	Delnice, ki kotirajo	-81	-80	-1	0	0	-1	0	0	0
FSR	512	Delnice, ki ne kotirajo	-40	-28	-15	0	-2	2	0	-14	2
FSR	513	Drug lastniški kapital	7	7	0	0	0	0	0	0	0
FSR	52	Delnice/enote investicijskih skladov	10	0	10	0	0	10	0	0	0
FSR	6	Zavarovalno tehnične rezervacije	15	0	15	0	0	0	0	15	0
FSR	611	Rezervacije iz življenjskih zavarovanj	0	0	0	0	0	0	0	0	0
FSR	612	Rezervacije iz pokojninskih zavarovanj	0	0	0	0	0	0	0	0	0
FSR	62	Druge tehnične rezervacije	15	0	15	0	0	0	0	15	0
FSR	7	Druge terjatve	198	133	134	4	120	13	9	-12	-82
FSR	71	Trgovinski krediti in avansi	-88	-17	-16	0	0	-3	0	-13	-46
FSR	79	Drugo	287	150	149	4	120	16	9	0	-36
OBV	F	**Obveznosti**	479	295	201	9	-25	-24	-2	243	-104
OBV	2	Gotovina in vloge	1	0	0	0	0	0	0	0	0
OBV	21	Gotovina	1	0	0	0	0	0	0	0	0
OBV	22	Prenosljive vloge	0	0	0	0	0	0	0	0	0
OBV	29	Druge vloge	0	0	0	0	0	0	0	0	0
OBV	3	Vrednostni papirji razen delnic	240	20	212	0	36	-37	0	213	-11
OBV	331	Kratkoročni	9	21	17	0	-5	-14	3	33	-25
OBV	332	Dolgoročni	231	-1	196	0	41	-23	-3	181	14
OBV	34	Izvedeni finančni instrumenti	0	0	0	0	0	0	0	0	0
OBV	4	Posojila	-44	-8	-20	0	-20	1	0	-1	-14
OBV	41	Kratkoročna	111	-6	7	0	7	0	0	0	110
OBV	42	Dolgoročna	-154	-1	-26	0	-27	1	0	-1	-125
OBV	5	Delnice in drug lastniški kapital	2	0	0	0	0	0	0	0	2
OBV	511	Delnice, ki kotirajo	0	0	0	0	0	0	0	0	0
OBV	512	Delnice, ki ne kotirajo	2	0	0	0	0	0	0	0	2
OBV	513	Drug lastniški kapital	0	0	0	0	0	0	0	0	0
OBV	52	Delnice/enote investicijskih skladov	0	0	0	0	0	0	0	0	0
OBV	6	Zavarovalno tehnične rezervacije	0	0	0	0	0	0	0	0	0
OBV	611	Rezervacije iz življenjskih zavarovanj	0	0	0	0	0	0	0	0	0
OBV	612	Rezervacije iz pokojninskih zavarovanj	0	0	0	0	0	0	0	0	0
OBV	62	Druge tehnične rezervacije	0	0	0	0	0	0	0	0	0
OBV	7	Druge obveznosti	280	282	9	9	-41	12	-2	30	-82
OBV	71	Trgovinski krediti in avansi	-34	0	10	9	0	0	0	1	-46
OBV	79	Drugo	314	282	-1	0	-41	12	-2	29	-36
NETO		**Neto finančna sredstva**	-94	-266	250	125	319	48	11	-252	0
			Gospodarstvo Slovenije/ *Total economy*	Nefinančne družbe/ *Non-financial corporations*	Finančne družbe/ *Financial corporations*	Centralna banka/ *Central Bank*	Druge denarne finančne institucije/ *Other monetary financial institutions*	Drugi finančni posredniki / *Other financial intermediaries*	Izvajalci pomožnih finančnih dejavnosti/ *Financial auxiliaries*	Zavarovalnice in pokojninski skladi/ *Insurance corporations and pension funds*	Država/ *General government*
			S1	S11	S12	S121	S122	S123	S124	S125	S13

S.13 – General government

Non-consolidated financial accounts – transactions 2006 B.1.8.2.

EUR millions

Institutional sectors												
S1311	S1313	S1314	S14	S15	S2	S21	S2111	S2112	S22	Financial instruments	Code	Item type
-101	-6	3	12	-3	-3	29	20	9	-33	**Financial assets**	F	FAS
0	0	0	0	0	0	0	0	0	0	Monetary gold and SDRs	1	FAS
0	0	0	0	0	-3	-1	-1	0	-2	Currency and deposits	2	FAS
0	0	0	0	0	-2	0	0	0	-2	Currency	21	FAS
0	0	0	0	0	-2	-2	-2	0	0	Transferable deposits	22	FAS
0	0	0	0	0	1	1	1	0	0	Other deposits	29	FAS
-11	0	0	0	0	26	20	16	4	6	Securities other than shares	3	FAS
-25	0	0	0	0	4	1	0	1	3	Short-term	331	FAS
14	0	0	0	0	19	17	13	3	3	Long-term	332	FAS
0	0	0	0	0	3	3	3	0	1	Financial derivatives	34	FAS
-17	2	0	-3	-2	0	0	0	0	0	Loans	4	FAS
110	0	0	0	0	0	0	0	0	0	Short-term	41	FAS
-127	2	0	-3	-2	0	0	0	0	0	Long-term	42	FAS
2	0	0	0	0	-7	8	5	3	-15	Shares and other equity	5	FAS
0	0	0	0	0	-16	-1	-4	3	-15	Quoted shares	511	FAS
2	0	0	0	0	0	0	0	0	0	Unquoted shares	512	FAS
0	0	0	0	0	3	0	0	0	3	Other equity	513	FAS
0	0	0	0	0	5	9	9	0	-4	Mutual funds shares	52	FAS
0	0	0	0	0	0	0	0	0	0	Insurance technical reserves	6	FAS
0	0	0	0	0	0	0	0	0	0	Life insurance reserves	611	FAS
0	0	0	0	0	0	0	0	0	0	Pension fund reserves	612	FAS
0	0	0	0	0	0	0	0	0	0	Other technical reserves	62	FAS
-76	-9	3	15	-1	-19	2	1	1	-21	Other accounts receivable	7	FAS
-36	-2	-7	-8	-1	1	0	0	1	0	Trade credits and advances	71	FAS
-39	-6	10	23	0	-20	2	1	1	-21	Other	79	FAS
-142	10	28	81	6	318	367	288	79	-49	**Liabilities**	F	LIA
0	0	0	1	0	0	0	0	0	0	Currency and deposits	2	LIA
0	0	0	1	0	0	0	0	0	0	Currency	21	LIA
0	0	0	0	0	0	0	0	0	0	Transferable deposits	22	LIA
0	0	0	0	0	0	0	0	0	0	Other deposits	29	LIA
-22	0	12	10	9	442	448	366	82	-6	Securities other than shares	3	LIA
-26	0	0	-4	0	2	8	8	0	-5	Short-term	331	LIA
3	-1	12	13	9	439	440	359	82	-1	Long-term	332	LIA
0	0	0	0	0	0	0	0	0	0	Financial derivatives	34	LIA
-25	4	6	-2	0	-120	-76	-72	-3	-44	Loans	4	LIA
104	0	6	0	0	0	0	0	0	0	Short-term	41	LIA
-129	4	0	-2	0	-120	-76	-72	-3	-44	Long-term	42	LIA
3	0	0	0	0	0	0	0	0	0	Shares and other equity	5	LIA
0	0	0	0	0	0	0	0	0	0	Quoted shares	511	LIA
3	0	0	0	0	0	0	0	0	0	Unquoted shares	512	LIA
0	0	0	0	0	0	0	0	0	0	Other equity	513	LIA
0	0	0	0	0	0	0	0	0	0	Mutual funds shares	52	LIA
0	0	0	0	0	0	0	0	0	0	Insurance technical reserves	6	LIA
0	0	0	0	0	0	0	0	0	0	Life insurance reserves	611	LIA
0	0	0	0	0	0	0	0	0	0	Pension fund reserves	612	LIA
0	0	0	0	0	0	0	0	0	0	Other technical reserves	62	LIA
-98	6	10	73	-2	-4	-5	-6	1	2	Other accounts payable	7	LIA
-42	-1	-3	1	1	7	7	6	1	0	Trade credits and advances	71	LIA
-57	8	13	72	-3	-11	-12	-12	0	1	Other	79	LIA
42	-16	-26	-69	-10	-321	-338	-268	-70	16	**Net financial assets**		NETO
Centralna država/ *Central government*	Lokalna država/ *Local government*	Skladi socialne varnosti/ *Social security funds*	Gospodinjstva/ *Households*	Nepr. instit., ki opravljajo storitve za gospod./ *Non-profit institutions serving households*	Tujina/ *Rest of the world*	EU/ *European Union*	EMU/ *Members of the EMU*	Ostale članice EU/ *European Union, not EMU*	Ostali (izven EU)/ *Others (not EU)*			
S1311	S1313	S1314	S14	S15	S2	S21	S2111	S2112	S22			

B.1.8.2.

S.13 - država

B.1.8.3. Nekonsolidirani finančni računi - vrednostne spremembe 2006

v mio EUR

B.1.8.3.

Vrsta post.	Oznaka	Finančni instrumenti	Institucionalni sektorji								
			S1	S11	S12	S121	S122	S123	S124	S125	S13
FSR	F	**Finančna sredstva**	2.152	1.389	216	-25	-47	18	0	270	547
FSR	1	Monetarno zlato in SDR	0	0	0	0	0	0	0	0	0
FSR	2	Gotovina in vloge	-21	0	-21	-13	-8	0	0	0	0
FSR	21	Gotovina	0	0	0	0	0	0	0	0	0
FSR	22	Prenosljive vloge	-1	0	-1	-2	1	0	0	0	0
FSR	29	Druge vloge	-20	0	-20	-11	-9	0	0	0	0
FSR	3	Vrednostni papirji razen delnic	8	0	13	0	13	0	0	0	-5
FSR	331	Kratkoročni	0	0	0	0	0	0	0	0	0
FSR	332	Dolgoročni	9	0	14	0	14	0	0	0	-5
FSR	34	Izvedeni finančni instrumenti	-1	0	-1	0	-1	0	0	0	0
FSR	4	Posojila	-8	-4	0	0	0	0	0	0	-2
FSR	41	Kratkoročna	-5	0	0	0	0	0	0	0	-5
FSR	42	Dolgoročna	-3	-4	0	0	0	0	0	0	3
FSR	5	Delnice in drug lastniški kapital	2.757	1.383	245	0	-42	17	0	270	1.130
FSR	511	Delnice, ki kotirajo	2.058	2.058	0	0	0	0	0	0	0
FSR	512	Delnice, ki ne kotirajo	766	-609	246	0	-42	18	0	270	1.130
FSR	513	Drug lastniški kapital	-66	-66	0	0	0	0	0	0	0
FSR	52	Delnice/enote investicijskih skladov	-2	0	-2	0	0	-2	0	0	0
FSR	6	Zavarovalno tehnične rezervacije	0	0	0	0	0	0	0	0	0
FSR	611	Rezervacije iz življenjskih zavarovanj	0	0	0	0	0	0	0	0	0
FSR	612	Rezervacije iz pokojninskih zavarovanj	0	0	0	0	0	0	0	0	0
FSR	62	Druge tehnične rezervacije	0	0	0	0	0	0	0	0	0
FSR	7	Druge terjatve	-584	10	-20	-11	-10	1	0	0	-576
FSR	71	Trgovinski krediti in avansi	179	1	0	0	0	0	0	0	177
FSR	79	Drugo	-763	9	-20	-11	-10	1	0	0	-753
OBV	F	**Obveznosti**	440	10	-108	-3	-68	-4	0	-32	547
OBV	2	Gotovina in vloge	0	0	0	0	0	0	0	0	0
OBV	21	Gotovina	0	0	0	0	0	0	0	0	0
OBV	22	Prenosljive vloge	0	0	0	0	0	0	0	0	0
OBV	29	Druge vloge	0	0	0	0	0	0	0	0	0
OBV	3	Vrednostni papirji razen delnic	-120	-4	-102	-3	-62	-4	0	-33	-5
OBV	331	Kratkoročni	1	0	1	0	1	0	0	0	0
OBV	332	Dolgoročni	-122	-4	-104	-3	-64	-4	0	-33	-5
OBV	34	Izvedeni finančni instrumenti	0	0	0	0	0	0	0	0	0
OBV	4	Posojila	-5	2	-5	0	-5	-1	0	0	-2
OBV	41	Kratkoročna	-1	0	4	0	4	0	0	0	-5
OBV	42	Dolgoročna	-4	2	-9	0	-9	-1	0	0	3
OBV	5	Delnice in drug lastniški kapital	1.130	0	0	0	0	0	0	0	1.130
OBV	511	Delnice, ki kotirajo	0	0	0	0	0	0	0	0	0
OBV	512	Delnice, ki ne kotirajo	1.130	0	0	0	0	0	0	0	1.130
OBV	513	Drug lastniški kapital	0	0	0	0	0	0	0	0	0
OBV	52	Delnice/enote investicijskih skladov	0	0	0	0	0	0	0	0	0
OBV	6	Zavarovalno tehnične rezervacije	0	0	0	0	0	0	0	0	0
OBV	611	Rezervacije iz življenjskih zavarovanj	0	0	0	0	0	0	0	0	0
OBV	612	Rezervacije iz pokojninskih zavarovanj	0	0	0	0	0	0	0	0	0
OBV	62	Druge tehnične rezervacije	0	0	0	0	0	0	0	0	0
OBV	7	Druge obveznosti	-564	11	-1	0	-2	0	0	0	-576
OBV	71	Trgovinski krediti in avansi	181	4	0	0	0	0	0	0	177
OBV	79	Drugo	-745	7	-1	0	-2	0	0	0	-753
NETO		**Neto finančna sredstva**	1.711	1.379	325	-21	21	22	0	302	0
			Gospodarstvo Slovenije/ *Total economy*	Nefinančne družbe/ *Non-financial corporations*	Finančne družbe/ *Financial corporations*	Centralna banka/ *Central Bank*	Druge denarne finančne institucije/ *Other monetary financial institutions*	Drugi finančni posredniki / *Other financial intermediaries*	Izvajalci pomožnih finančnih dejavnosti/ *Financial auxiliaries*	Zavarovalnice in pokojninski skladi/ *Insurance corporations and pension funds*	Država/ *General government*
			S1	S11	S12	S121	S122	S123	S124	S125	S13

S.13 – General government

Non-consolidated financial accounts – revaluation changes 2006 B.1.8.3.

EUR millions

Institutional sectors												
S1311	S1313	S1314	S14	S15	S2	S21	S2111	S2112	S22	Financial instruments	Code	Item type
206	0	340	1	0	-622	22	20	2	-644	**Financial assets**	F	FAS
0	0	0	0	0	0	0	0	0	0	Monetary gold and SDRs	1	FAS
0	0	0	0	0	4	0	0	0	4	Currency and deposits	2	FAS
0	0	0	0	0	0	0	0	0	0	Currency	21	FAS
0	0	0	0	0	0	0	0	0	0	Transferable deposits	22	FAS
0	0	0	0	0	4	0	0	0	4	Other deposits	29	FAS
-5	0	0	0	0	-5	0	0	0	-5	Securities other than shares	3	FAS
0	0	0	0	0	0	0	0	0	0	Short-term	331	FAS
-5	0	0	0	0	-5	0	0	0	-5	Long-term	332	FAS
0	0	0	0	0	0	0	0	0	0	Financial derivatives	34	FAS
-2	0	0	-1	0	0	0	0	0	0	Loans	4	FAS
-5	0	0	0	0	0	0	0	0	0	Short-term	41	FAS
3	0	0	-1	0	0	0	0	0	0	Long-term	42	FAS
789	0	340	0	0	35	22	20	2	13	Shares and other equity	5	FAS
0	0	0	0	0	18	8	7	2	9	Quoted shares	511	FAS
789	0	340	0	0	0	0	0	0	0	Unquoted shares	512	FAS
0	0	0	0	0	2	0	0	0	2	Other equity	513	FAS
0	0	0	0	0	16	14	14	0	2	Mutual funds shares	52	FAS
0	0	0	0	0	0	0	0	0	0	Insurance technical reserves	6	FAS
0	0	0	0	0	0	0	0	0	0	Life insurance reserves	611	FAS
0	0	0	0	0	0	0	0	0	0	Pension fund reserves	612	FAS
0	0	0	0	0	0	0	0	0	0	Other technical reserves	62	FAS
-576	0	0	1	0	-657	0	0	0	-657	Other accounts receivable	7	FAS
177	0	0	1	0	0	0	0	0	0	Trade credits and advances	71	FAS
-753	0	0	1	0	-657	0	0	0	-657	Other	79	FAS
548	0	-2	-7	-1	-41	-33	-25	-9	-8	**Liabilities**	F	LIA
0	0	0	0	0	0	0	0	0	0	Currency and deposits	2	LIA
0	0	0	0	0	0	0	0	0	0	Currency	21	LIA
0	0	0	0	0	0	0	0	0	0	Transferable deposits	22	LIA
0	0	0	0	0	0	0	0	0	0	Other deposits	29	LIA
-3	0	-2	-9	-1	-41	-33	-25	-7	-8	Securities other than shares	3	LIA
0	0	0	0	0	0	0	0	0	0	Short-term	331	LIA
-3	0	-2	-9	-1	-41	-33	-25	-7	-8	Long-term	332	LIA
0	0	0	0	0	0	0	0	0	0	Financial derivatives	34	LIA
-2	0	0	0	0	-2	-2	0	-1	0	Loans	4	LIA
-4	0	0	0	0	0	0	0	0	0	Short-term	41	LIA
3	0	0	0	0	-2	-2	0	-1	0	Long-term	42	LIA
1.129	0	0	0	0	0	0	0	0	0	Shares and other equity	5	LIA
0	0	0	0	0	0	0	0	0	0	Quoted shares	511	LIA
1.129	0	0	0	0	0	0	0	0	0	Unquoted shares	512	LIA
0	0	0	0	0	0	0	0	0	0	Other equity	513	LIA
0	0	0	0	0	0	0	0	0	0	Mutual funds shares	52	LIA
0	0	0	0	0	0	0	0	0	0	Insurance technical reserves	6	LIA
0	0	0	0	0	0	0	0	0	0	Life insurance reserves	611	LIA
0	0	0	0	0	0	0	0	0	0	Pension fund reserves	612	LIA
0	0	0	0	0	0	0	0	0	0	Other technical reserves	62	LIA
-577	0	0	2	0	1	1	1	0	0	Other accounts payable	7	LIA
177	0	0	0	0	1	1	1	0	0	Trade credits and advances	71	LIA
-753	0	0	2	0	0	0	0	0	0	Other	79	LIA
-342	0	342	7	1	-581	55	45	11	-636	**Net financial assets**		NETO
Centralna država/ *Central government*	Lokalna država/ *Local government*	Skladi socialne varnosti/ *Social security funds*	Gospodinjstva/ *Households*	Nepr. instit., ki opravljajo storitve za gospod./ *Non-profit institutions serving households*	Tujina/ *Rest of the world*	EU/ *European Union*	EMU/ *Members of the EMU*	Ostale članice EU/ *European Union, not EMU*	Ostali (izven EU)/ *Others (not EU)*			
S1311	S1313	S1314	S14	S15	S2	S21	S2111	S2112	S22			

B.1.8.3.

S.13 - država

B.1.8.4. Nekonsolidirani finančni računi - stanja 2006 (konec leta)

v mio EUR

B.1.8.4.

Vrsta post.	Oznaka	Finančni instrumenti	Institucionalni sektorji								
			S1	S11	S12	S121	S122	S123	S124	S125	S13
FSR	F	**Finančna sredstva**	16.396	8.937	3.513	569	2.069	253	14	609	3.722
FSR	1	Monetarno zlato in SDR	0	0	0	0	0	0	0	0	0
FSR	2	Gotovina in vloge	1.584	0	1.584	464	1.120	0	0	0	0
FSR	21	Gotovina	3	0	3	3	0	0	0	0	0
FSR	22	Prenosljive vloge	232	0	232	128	104	0	0	0	0
FSR	29	Druge vloge	1.349	0	1.349	333	1.016	0	0	0	0
FSR	3	Vrednostni papirji razen delnic	417	29	127	0	120	0	0	7	261
FSR	331	Kratkoročni	57	1	0	0	0	0	0	0	57
FSR	332	Dolgoročni	359	29	126	0	120	0	0	7	205
FSR	34	Izvedeni finančni instrumenti	0	0	0	0	0	0	0	0	0
FSR	4	Posojila	860	278	0	0	0	0	0	0	500
FSR	41	Kratkoročna	471	0	0	0	0	0	0	0	470
FSR	42	Dolgoročna	389	277	0	0	0	0	0	0	30
FSR	5	Delnice in drug lastniški kapital	10.954	7.232	1.362	0	681	118	1	561	2.361
FSR	511	Delnice, ki kotirajo	3.248	3.246	1	0	0	1	0	0	0
FSR	512	Delnice, ki ne kotirajo	5.312	1.615	1.337	0	681	93	1	561	2.361
FSR	513	Drug lastniški kapital	2.371	2.371	0	0	0	0	0	0	0
FSR	52	Delnice/enote investicijskih skladov	23	0	23	0	0	23	0	0	0
FSR	6	Zavarovalno tehnične rezervacije	16	0	16	0	0	0	0	16	0
FSR	611	Rezervacije iz življenjskih zavarovanj	0	0	0	0	0	0	0	0	0
FSR	612	Rezervacije iz pokojninskih zavarovanj	0	0	0	0	0	0	0	0	0
FSR	62	Druge tehnične rezervacije	16	0	16	0	0	0	0	16	0
FSR	7	Druge terjatve	2.565	1.398	425	104	148	135	13	25	599
FSR	71	Trgovinski krediti in avansi	359	124	17	0	0	0	0	16	185
FSR	79	Drugo	2.207	1.274	408	104	148	135	13	8	414
OBV	F	**Obveznosti**	11.597	1.704	5.453	78	3.405	304	11	1.655	3.722
OBV	2	Gotovina in vloge	15	0	0	0	0	0	0	0	0
OBV	21	Gotovina	15	0	0	0	0	0	0	0	0
OBV	22	Prenosljive vloge	0	0	0	0	0	0	0	0	0
OBV	29	Druge vloge	0	0	0	0	0	0	0	0	0
OBV	3	Vrednostni papirji razen delnic	5.587	206	4.671	69	2.806	166	8	1.622	261
OBV	331	Kratkoročni	327	56	210	0	82	27	3	98	57
OBV	332	Dolgoročni	5.260	151	4.461	69	2.724	139	5	1.524	205
OBV	34	Izvedeni finančni instrumenti	0	0	0	0	0	0	0	0	0
OBV	4	Posojila	1.234	70	660	0	560	101	0	0	500
OBV	41	Kratkoročna	552	5	76	0	76	0	0	0	470
OBV	42	Dolgoročna	682	65	584	0	483	101	0	0	30
OBV	5	Delnice in drug lastniški kapital	2.362	0	0	0	0	0	0	0	2.361
OBV	511	Delnice, ki kotirajo	0	0	0	0	0	0	0	0	0
OBV	512	Delnice, ki ne kotirajo	2.362	0	0	0	0	0	0	0	2.361
OBV	513	Drug lastniški kapital	0	0	0	0	0	0	0	0	0
OBV	52	Delnice/enote investicijskih skladov	0	0	0	0	0	0	0	0	0
OBV	6	Zavarovalno tehnične rezervacije	0	0	0	0	0	0	0	0	0
OBV	611	Rezervacije iz življenjskih zavarovanj	0	0	0	0	0	0	0	0	0
OBV	612	Rezervacije iz pokojninskih zavarovanj	0	0	0	0	0	0	0	0	0
OBV	62	Druge tehnične rezervacije	0	0	0	0	0	0	0	0	0
OBV	7	Druge obveznosti	2.399	1.428	122	9	39	37	3	33	599
OBV	71	Trgovinski krediti in avansi	607	384	14	9	0	2	0	2	185
OBV	79	Drugo	1.791	1.044	108	0	39	35	3	31	414
NETO		**Neto finančna sredstva**	4.799	7.232	-1.940	490	-1.335	-51	3	-1.046	0
			Gospodarstvo Slovenije/ *Total economy*	Nefinančne družbe/ *Non-financial corporations*	Finančne družbe/ *Financial corporations*	Centralna banka/ *Central Bank*	Druge denarne finančne institucije/ *Other monetary financial institutions*	Drugi finančni posredniki / *Other financial intermediaries*	Izvajalci pomožnih finančnih dejavnosti/ *Financial auxiliaries*	Zavarovalnice in pokojninski skladi/ *Insurance corporations and pension funds*	Država/ *General government*
			S1	S11	S12	S121	S122	S123	S124	S125	S13

S.13 – General government

Non-consolidated financial accounts – outstanding amounts 2006 (end of year) B.1.8.4.

EUR millions

Institutional sectors												
S1311	S1313	S1314	S14	S15	S2	S21	S2111	S2112	S22	Financial instruments	Code	Item type
2.069	77	1.576	198	27	407	150	129	21	257	**Financial assets**	F	FAS
0	0	0	0	0	0	0	0	0	0	Monetary gold and SDRs	1	FAS
0	0	0	0	0	8	2	2	0	6	Currency and deposits	2	FAS
0	0	0	0	0	0	0	0	0	0	Currency	21	FAS
0	0	0	0	0	3	2	2	0	1	Transferable deposits	22	FAS
0	0	0	0	0	5	1	1	0	4	Other deposits	29	FAS
261	0	0	0	0	93	64	55	9	28	Securities other than shares	3	FAS
57	0	0	0	0	4	1	0	1	3	Short-term	331	FAS
205	0	0	0	0	85	60	52	8	25	Long-term	332	FAS
0	0	0	0	0	4	3	3	0	1	Financial derivatives	34	FAS
470	30	0	57	25	0	0	0	0	0	Loans	4	FAS
469	1	0	0	0	0	0	0	0	0	Short-term	41	FAS
0	30	0	56	25	0	0	0	0	0	Long-term	42	FAS
813	0	1.548	0	0	168	72	62	10	97	Shares and other equity	5	FAS
0	0	0	0	0	84	49	40	10	34	Quoted shares	511	FAS
813	0	1.548	0	0	0	0	0	0	0	Unquoted shares	512	FAS
0	0	0	0	0	48	0	0	0	48	Other equity	513	FAS
0	0	0	0	0	37	23	23	0	14	Mutual funds shares	52	FAS
0	0	0	0	0	0	0	0	0	0	Insurance technical reserves	6	FAS
0	0	0	0	0	0	0	0	0	0	Life insurance reserves	611	FAS
0	0	0	0	0	0	0	0	0	0	Pension fund reserves	612	FAS
0	0	0	0	0	0	0	0	0	0	Other technical reserves	62	FAS
525	46	28	141	1	138	12	10	2	126	Other accounts receivable	7	FAS
161	9	15	31	1	11	10	9	1	2	Trade credits and advances	71	FAS
365	37	12	110	0	127	2	1	1	125	Other	79	FAS
3.515	63	144	640	78	2.619	2.250	1.701	548	369	**Liabilities**	F	LIA
0	0	0	15	0	0	0	0	0	0	Currency and deposits	2	LIA
0	0	0	15	0	0	0	0	0	0	Currency	21	LIA
0	0	0	0	0	0	0	0	0	0	Transferable deposits	22	LIA
0	0	0	0	0	0	0	0	0	0	Other deposits	29	LIA
161	2	99	391	57	2.132	1.813	1.420	393	319	Securities other than shares	3	LIA
43	2	12	4	0	24	24	24	0	0	Short-term	331	LIA
117	1	87	387	57	2.108	1.789	1.396	393	319	Long-term	332	LIA
0	0	0	0	0	0	0	0	0	0	Financial derivatives	34	LIA
462	8	30	3	0	241	195	41	154	46	Loans	4	LIA
440	0	30	0	0	0	0	0	0	0	Short-term	41	LIA
22	8	0	3	0	241	195	41	154	46	Long-term	42	LIA
2.360	1	0	1	0	0	0	0	0	0	Shares and other equity	5	LIA
0	0	0	0	0	0	0	0	0	0	Quoted shares	511	LIA
2.360	1	0	1	0	0	0	0	0	0	Unquoted shares	512	LIA
0	0	0	0	0	0	0	0	0	0	Other equity	513	LIA
0	0	0	0	0	0	0	0	0	0	Mutual funds shares	52	LIA
0	0	0	0	0	0	0	0	0	0	Insurance technical reserves	6	LIA
0	0	0	0	0	0	0	0	0	0	Life insurance reserves	611	LIA
0	0	0	0	0	0	0	0	0	0	Pension fund reserves	612	LIA
0	0	0	0	0	0	0	0	0	0	Other technical reserves	62	LIA
532	52	16	229	20	246	242	241	1	4	Other accounts payable	7	LIA
170	15	1	20	4	179	177	176	1	3	Trade credits and advances	71	LIA
363	37	15	210	16	67	65	65	0	1	Other	79	LIA
-1.446	14	1.432	-442	-51	-2.212	-2.099	-1.572	-527	-113	**Net financial assets**		NETO
Centralna država/ *Central government*	Lokalna država/ *Local government*	Skladi socialne varnosti/ *Social security funds*	Gospodinjstva/ *Households*	Nepr. instit., ki opravljajo storitve za gospod./ *Non-profit institutions serving households*	Tujina/ *Rest of the world*	EU/ *European Union*	EMU/ *Members of the EMU*	Ostale članice EU/ *European Union, not EMU*	Ostali (izven EU)/ *Others (not EU)*			
S1311	S1313	S1314	S14	S15	S2	S21	S2111	S2112	S22			

B.1.8.4.

S.1311 - centralna država

B.1.9.1. Nekonsolidirani finančni računi - stanja 2005 (konec leta)

v mio EUR

B.1.9.1.

Vrsta post.	Oznaka	Finančni instrumenti	Institucionalni sektorji								
			S1	S11	S12	S121	S122	S123	S124	S125	S13
FSR	F	**Finančna sredstva**	11.099	5.605	2.244	446	1.357	196	4	242	3.109
FSR	1	Monetarno zlato in SDR	0	0	0	0	0	0	0	0	0
FSR	2	Gotovina in vloge	870	0	870	335	534	0	0	0	0
FSR	21	Gotovina	0	0	0	0	0	0	0	0	0
FSR	22	Prenosljive vloge	203	0	203	148	55	0	0	0	0
FSR	29	Druge vloge	666	0	666	187	479	0	0	0	0
FSR	3	Vrednostni papirji razen delnic	319	25	109	0	106	1	0	2	185
FSR	331	Kratkoročni	76	7	0	0	0	0	0	0	69
FSR	332	Dolgoročni	244	18	109	0	106	1	0	2	116
FSR	34	Izvedeni finančni instrumenti	0	0	0	0	0	0	0	0	0
FSR	4	Posojila	841	275	7	0	7	0	0	0	489
FSR	41	Kratkoročna	341	0	0	0	0	0	0	0	341
FSR	42	Dolgoročna	500	275	7	0	7	0	0	0	148
FSR	5	Delnice in drug lastniški kapital	6.556	4.365	963	0	680	78	1	205	1.228
FSR	511	Delnice, ki kotirajo	668	668	0	0	0	0	0	0	0
FSR	512	Delnice, ki ne kotirajo	4.023	1.837	958	0	680	72	1	205	1.228
FSR	513	Drug lastniški kapital	1.861	1.860	0	0	0	0	0	0	0
FSR	52	Delnice/enote investicijskih skladov	5	0	5	0	0	5	0	0	0
FSR	6	Zavarovalno tehnične rezervacije	0	0	0	0	0	0	0	0	0
FSR	611	Rezervacije iz življenjskih zavarovanj	0	0	0	0	0	0	0	0	0
FSR	612	Rezervacije iz pokojninskih zavarovanj	0	0	0	0	0	0	0	0	0
FSR	62	Druge tehnične rezervacije	0	0	0	0	0	0	0	0	0
FSR	7	Druge terjatve	2.512	940	295	111	29	117	3	34	1.207
FSR	71	Trgovinski krediti in avansi	116	47	27	0	0	0	0	26	34
FSR	79	Drugo	2.396	893	268	111	29	117	3	8	1.173
OBV	F	**Obveznosti**	8.848	1.120	5.182	73	3.403	251	12	1.443	1.964
OBV	2	Gotovina in vloge	14	0	0	0	0	0	0	0	0
OBV	21	Gotovina	14	0	0	0	0	0	0	0	0
OBV	22	Prenosljive vloge	0	0	0	0	0	0	0	0	0
OBV	29	Druge vloge	0	0	0	0	0	0	0	0	0
OBV	3	Vrednostni papirji razen delnic	5.468	190	4.561	73	2.832	207	8	1.441	277
OBV	331	Kratkoročni	317	35	192	0	85	41	0	66	82
OBV	332	Dolgoročni	5.151	155	4.369	73	2.746	166	8	1.376	195
OBV	34	Izvedeni finančni instrumenti	0	0	0	0	0	0	0	0	0
OBV	4	Posojila	1.015	9	517	0	491	27	0	0	488
OBV	41	Kratkoročna	416	7	45	0	45	0	0	0	364
OBV	42	Dolgoročna	599	3	472	0	446	27	0	0	124
OBV	5	Delnice in drug lastniški kapital	22	0	0	0	0	0	0	0	21
OBV	511	Delnice, ki kotirajo	0	0	0	0	0	0	0	0	0
OBV	512	Delnice, ki ne kotirajo	22	0	0	0	0	0	0	0	21
OBV	513	Drug lastniški kapital	0	0	0	0	0	0	0	0	0
OBV	52	Delnice/enote investicijskih skladov	0	0	0	0	0	0	0	0	0
OBV	6	Zavarovalno tehnične rezervacije	0	0	0	0	0	0	0	0	0
OBV	611	Rezervacije iz življenjskih zavarovanj	0	0	0	0	0	0	0	0	0
OBV	612	Rezervacije iz pokojninskih zavarovanj	0	0	0	0	0	0	0	0	0
OBV	62	Druge tehnične rezervacije	0	0	0	0	0	0	0	0	0
OBV	7	Druge obveznosti	2.328	921	103	0	80	17	4	2	1.178
OBV	71	Trgovinski krediti in avansi	238	208	3	0	0	1	0	1	20
OBV	79	Drugo	2.090	713	100	0	79	17	4	1	1.157
NETO		**Neto finančna sredstva**	2.251	4.485	-2.937	373	-2.045	-55	-8	-1.201	1.145
			Gospodarstvo Slovenije/ *Total economy*	Nefinančne družbe/ *Non-financial corporations*	Finančne družbe/ *Financial corporations*	Centralna banka/ *Central Bank*	Druge denarne finančne institucije/ *Other monetary financial institutions*	Drugi finančni posredniki / *Other financial intermediaries*	Izvajalci pomožnih finančnih dejavnosti/ *Financial auxiliaries*	Zavarovalnice in pokojninski skladi/ *Insurance corporations and pension funds*	Država/ *General government*
			S1	S11	S12	S121	S122	S123	S124	S125	S13

S.1311 – Central government

Non-consolidated financial accounts – outstanding amounts 2005 (end of year) B.1.9.1.

EUR millions

Institutional sectors												
S1311	S1313	S1314	S14	S15	S2	S21	S2111	S2112	S22	Financial instruments	Code	Item type
1.835	44	1.230	112	29	867	7	6	0	860	**Financial assets**	F	FAS
0	0	0	0	0	0	0	0	0	0	Monetary gold and SDRs	1	FAS
0	0	0	0	0	7	4	3	0	3	Currency and deposits	2	FAS
0	0	0	0	0	2	0	0	0	2	Currency	21	FAS
0	0	0	0	0	5	4	3	0	2	Transferable deposits	22	FAS
0	0	0	0	0	0	0	0	0	0	Other deposits	29	FAS
185	0	0	0	0	11	2	2	0	10	Securities other than shares	3	FAS
69	0	0	0	0	0	0	0	0	0	Short-term	331	FAS
116	0	0	0	0	11	1	1	0	9	Long-term	332	FAS
0	0	0	0	0	1	1	1	0	0	Financial derivatives	34	FAS
464	25	0	43	27	0	0	0	0	0	Loans	4	FAS
340	0	0	0	0	0	0	0	0	0	Short-term	41	FAS
124	24	0	43	27	0	0	0	0	0	Long-term	42	FAS
20	0	1.208	0	0	44	0	0	0	44	Shares and other equity	5	FAS
0	0	0	0	0	0	0	0	0	0	Quoted shares	511	FAS
20	0	1.208	0	0	0	0	0	0	0	Unquoted shares	512	FAS
0	0	0	0	0	44	0	0	0	44	Other equity	513	FAS
0	0	0	0	0	0	0	0	0	0	Mutual funds shares	52	FAS
0	0	0	0	0	0	0	0	0	0	Insurance technical reserves	6	FAS
0	0	0	0	0	0	0	0	0	0	Life insurance reserves	611	FAS
0	0	0	0	0	0	0	0	0	0	Pension fund reserves	612	FAS
0	0	0	0	0	0	0	0	0	0	Other technical reserves	62	FAS
1.166	20	22	69	1	805	1	1	0	804	Other accounts receivable	7	FAS
10	3	20	6	1	2	1	1	0	1	Trade credits and advances	71	FAS
1.155	16	1	62	0	803	0	0	0	803	Other	79	FAS
1.835	13	116	530	52	2.339	1.913	1.435	478	426	**Liabilities**	F	LIA
0	0	0	14	0	0	0	0	0	0	Currency and deposits	2	LIA
0	0	0	14	0	0	0	0	0	0	Currency	21	LIA
0	0	0	0	0	0	0	0	0	0	Transferable deposits	22	LIA
0	0	0	0	0	0	0	0	0	0	Other deposits	29	LIA
185	3	89	390	50	1.731	1.398	1.079	319	333	Securities other than shares	3	LIA
69	1	12	7	0	21	16	16	0	5	Short-term	331	LIA
116	1	77	383	50	1.709	1.382	1.063	319	328	Long-term	332	LIA
0	0	0	0	0	0	0	0	0	0	Financial derivatives	34	LIA
464	0	24	0	0	363	272	113	159	91	Loans	4	LIA
340	0	24	0	0	0	0	0	0	0	Short-term	41	LIA
124	0	0	0	0	363	272	113	159	91	Long-term	42	LIA
20	1	0	1	0	0	0	0	0	0	Shares and other equity	5	LIA
0	0	0	0	0	0	0	0	0	0	Quoted shares	511	LIA
20	1	0	1	0	0	0	0	0	0	Unquoted shares	512	LIA
0	0	0	0	0	0	0	0	0	0	Other equity	513	LIA
0	0	0	0	0	0	0	0	0	0	Mutual funds shares	52	LIA
0	0	0	0	0	0	0	0	0	0	Insurance technical reserves	6	LIA
0	0	0	0	0	0	0	0	0	0	Life insurance reserves	611	LIA
0	0	0	0	0	0	0	0	0	0	Pension fund reserves	612	LIA
0	0	0	0	0	0	0	0	0	0	Other technical reserves	62	LIA
1.166	9	3	124	2	245	244	243	0	2	Other accounts payable	7	LIA
10	7	3	6	1	168	166	166	0	2	Trade credits and advances	71	LIA
1.155	2	0	119	1	77	77	77	0	0	Other	79	LIA
0	31	1.114	-419	-24	-1.472	-1.907	-1.429	-478	435	**Net financial assets**		NETO
Centralna država/ *Central government*	Lokalna država/ *Local government*	Skladi socialne varnosti/ *Social security funds*	Gospodinjstva/ *Households*	Nepr. instit., ki opravljajo storitve za gospod./ *Non-profit institutions serving households*	Tujina/ *Rest of the world*	EU/ *European Union*	EMU/ *Members of the EMU*	Ostale članice EU/ *European Union, not EMU*	Ostali (izven EU)/ *Others (not EU)*			
S1311	S1313	S1314	S14	S15	S2	S21	S2111	S2112	S22			

B.1.9.1.

S.1311 - centralna država

B.1.9.2. Nekonsolidirani finančni računi - transakcije 2006

v mio EUR

B.1.9.2.

Vrsta post.	Oznaka	Finančni instrumenti	Institucionalni sektorji								
			S1	S11	S12	S121	S122	S123	S124	S125	S13
FSR	F	**Finančna sredstva**	420	84	454	139	297	24	8	-15	-142
FSR	1	Monetarno zlato in SDR	0	0	0	0	0	0	0	0	0
FSR	2	Gotovina in vloge	355	0	355	135	220	0	0	0	0
FSR	21	Gotovina	1	0	1	1	0	0	0	0	0
FSR	22	Prenosljive vloge	-55	0	-55	-23	-32	0	0	0	0
FSR	29	Druge vloge	409	0	409	157	252	0	0	0	0
FSR	3	Vrednostni papirji razen delnic	-62	-4	-36	0	-35	-1	0	0	-22
FSR	331	Kratkoročni	-32	-7	0	0	0	0	0	0	-26
FSR	332	Dolgoročni	-30	3	-36	0	-35	-1	0	0	3
FSR	34	Izvedeni finančni instrumenti	0	0	0	0	0	0	0	0	0
FSR	4	Posojila	-27	2	-7	0	-7	0	0	0	-25
FSR	41	Kratkoročna	104	0	0	0	0	0	0	0	104
FSR	42	Dolgoročna	-131	2	-7	0	-7	0	0	0	-129
FSR	5	Delnice in drug lastniški kapital	-76	-72	-6	0	-2	10	0	-14	3
FSR	511	Delnice, ki kotirajo	-83	-83	0	0	0	0	0	0	0
FSR	512	Delnice, ki ne kotirajo	-6	6	-14	0	-2	2	0	-14	3
FSR	513	Drug lastniški kapital	5	5	0	0	0	0	0	0	0
FSR	52	Delnice/enote investicijskih skladov	8	0	8	0	0	8	0	0	0
FSR	6	Zavarovalno tehnične rezervacije	12	0	12	0	0	0	0	12	0
FSR	611	Rezervacije iz življenjskih zavarovanj	0	0	0	0	0	0	0	0	0
FSR	612	Rezervacije iz pokojninskih zavarovanj	0	0	0	0	0	0	0	0	0
FSR	62	Druge tehnične rezervacije	12	0	12	0	0	0	0	12	0
FSR	7	Druge terjatve	219	158	136	4	121	15	8	-13	-98
FSR	71	Trgovinski krediti in avansi	-47	6	-11	0	0	0	0	-11	-42
FSR	79	Drugo	265	152	146	4	121	15	8	-2	-57
OBV	F	**Obveznosti**	486	307	188	9	-39	-25	-1	244	-101
OBV	2	Gotovina in vloge	1	0	0	0	0	0	0	0	0
OBV	21	Gotovina	1	0	0	0	0	0	0	0	0
OBV	22	Prenosljive vloge	0	0	0	0	0	0	0	0	0
OBV	29	Druge vloge	0	0	0	0	0	0	0	0	0
OBV	3	Vrednostni papirji razen delnic	240	20	212	0	36	-37	0	213	-11
OBV	331	Kratkoročni	9	21	17	0	-5	-14	3	33	-25
OBV	332	Dolgoročni	231	-1	196	0	41	-23	-3	181	14
OBV	34	Izvedeni finančni instrumenti	0	0	0	0	0	0	0	0	0
OBV	4	Posojila	-58	-6	-35	0	-34	-2	0	0	-17
OBV	41	Kratkoročna	124	-7	21	0	21	0	0	0	110
OBV	42	Dolgoročna	-182	1	-56	0	-54	-2	0	0	-127
OBV	5	Delnice in drug lastniški kapital	2	0	0	0	0	0	0	0	2
OBV	511	Delnice, ki kotirajo	0	0	0	0	0	0	0	0	0
OBV	512	Delnice, ki ne kotirajo	2	0	0	0	0	0	0	0	2
OBV	513	Drug lastniški kapital	0	0	0	0	0	0	0	0	0
OBV	52	Delnice/enote investicijskih skladov	0	0	0	0	0	0	0	0	0
OBV	6	Zavarovalno tehnične rezervacije	0	0	0	0	0	0	0	0	0
OBV	611	Rezervacije iz življenjskih zavarovanj	0	0	0	0	0	0	0	0	0
OBV	612	Rezervacije iz pokojninskih zavarovanj	0	0	0	0	0	0	0	0	0
OBV	62	Druge tehnične rezervacije	0	0	0	0	0	0	0	0	0
OBV	7	Druge obveznosti	301	293	11	9	-41	13	-1	30	-76
OBV	71	Trgovinski krediti in avansi	-20	5	10	9	0	0	0	1	-36
OBV	79	Drugo	321	288	1	0	-41	13	-1	29	-39
NETO		**Neto finančna sredstva**	-65	-223	266	130	336	50	9	-258	-42
			Gospodarstvo Slovenije/ *Total economy*	Nefinančne družbe/ *Non-financial corporations*	Finančne družbe/ *Financial corporations*	Centralna banka/ *Central Bank*	Druge denarne finančne institucije/ *Other monetary financial institutions*	Drugi finančni posredniki / *Other financial intermediaries*	Izvajalci pomožnih finančnih dejavnosti/ *Financial auxiliaries*	Zavarovalnice in pokojninski skladi/ *Insurance corporations and pension funds*	Država/ *General government*
			S1	S11	S12	S121	S122	S123	S124	S125	S13

S.1311 – Central government

Non-consolidated financial accounts – transactions 2006 B.1.9.2.

EUR millions

Institutional sectors												
S1311	S1313	S1314	S14	S15	S2	S21	S2111	S2112	S22	Financial instruments	Code	Item type
-128	-7	-8	27	-2	-11	5	4	0	-15	**Financial assets**	F	FAS
0	0	0	0	0	0	0	0	0	0	Monetary gold and SDRs	1	FAS
0	0	0	0	0	-3	-1	-1	0	-2	Currency and deposits	2	FAS
0	0	0	0	0	-2	0	0	0	-2	Currency	21	FAS
0	0	0	0	0	-2	-2	-2	0	0	Transferable deposits	22	FAS
0	0	0	0	0	1	1	1	0	0	Other deposits	29	FAS
-22	0	0	0	0	6	3	3	0	3	Securities other than shares	3	FAS
-26	0	0	0	0	0	0	0	0	0	Short-term	331	FAS
3	0	0	0	0	3	1	1	0	2	Long-term	332	FAS
0	0	0	0	0	3	3	3	0	1	Financial derivatives	34	FAS
-23	-1	0	3	-2	0	0	0	0	0	Loans	4	FAS
103	0	0	0	0	0	0	0	0	0	Short-term	41	FAS
-127	-2	0	3	-2	0	0	0	0	0	Long-term	42	FAS
3	0	0	0	0	8	1	1	0	6	Shares and other equity	5	FAS
0	0	0	0	0	3	0	0	0	3	Quoted shares	511	FAS
3	0	0	0	0	0	0	0	0	0	Unquoted shares	512	FAS
0	0	0	0	0	3	0	0	0	3	Other equity	513	FAS
0	0	0	0	0	1	1	1	0	0	Mutual funds shares	52	FAS
0	0	0	0	0	0	0	0	0	0	Insurance technical reserves	6	FAS
0	0	0	0	0	0	0	0	0	0	Life insurance reserves	611	FAS
0	0	0	0	0	0	0	0	0	0	Pension fund reserves	612	FAS
0	0	0	0	0	0	0	0	0	0	Other technical reserves	62	FAS
-85	-5	-8	24	-1	-21	1	1	0	-23	Other accounts receivable	7	FAS
-33	-1	-7	0	-1	1	1	1	0	0	Trade credits and advances	71	FAS
-52	-4	0	24	0	-22	0	0	0	-23	Other	79	FAS
-128	-1	28	84	8	318	368	289	79	-50	**Liabilities**	F	LIA
0	0	0	1	0	0	0	0	0	0	Currency and deposits	2	LIA
0	0	0	1	0	0	0	0	0	0	Currency	21	LIA
0	0	0	0	0	0	0	0	0	0	Transferable deposits	22	LIA
0	0	0	0	0	0	0	0	0	0	Other deposits	29	LIA
-22	0	12	10	9	442	448	366	82	-6	Securities other than shares	3	LIA
-26	0	0	-4	0	2	8	8	0	-5	Short-term	331	LIA
3	-1	12	13	9	439	440	359	82	-1	Long-term	332	LIA
0	0	0	0	0	0	0	0	0	0	Financial derivatives	34	LIA
-23	0	6	0	0	-120	-76	-72	-3	-44	Loans	4	LIA
103	0	6	0	0	0	0	0	0	0	Short-term	41	LIA
-127	0	0	0	0	-120	-76	-72	-3	-44	Long-term	42	LIA
3	0	0	0	0	0	0	0	0	0	Shares and other equity	5	LIA
0	0	0	0	0	0	0	0	0	0	Quoted shares	511	LIA
3	0	0	0	0	0	0	0	0	0	Unquoted shares	512	LIA
0	0	0	0	0	0	0	0	0	0	Other equity	513	LIA
0	0	0	0	0	0	0	0	0	0	Mutual funds shares	52	LIA
0	0	0	0	0	0	0	0	0	0	Insurance technical reserves	6	LIA
0	0	0	0	0	0	0	0	0	0	Life insurance reserves	611	LIA
0	0	0	0	0	0	0	0	0	0	Pension fund reserves	612	LIA
0	0	0	0	0	0	0	0	0	0	Other technical reserves	62	LIA
-85	-1	10	74	-1	-4	-5	-5	1	0	Other accounts payable	7	LIA
-33	-1	-2	1	0	8	8	7	1	0	Trade credits and advances	71	LIA
-52	0	13	72	-1	-12	-12	-12	0	0	Other	79	LIA
0	-6	-36	-57	-10	-329	-363	-285	-79	34	**Net financial assets**		NETO
Centralna država/ *Central government*	Lokalna država/ *Local government*	Skladi socialne varnosti/ *Social security funds*	Gospodinjstva/ *Households*	Nepr. instit., ki opravljajo storitve za gospod./ *Non-profit institutions serving households*	Tujina/ *Rest of the world*	EU/ *European Union*	EMU/ *Members of the EMU*	Ostale članice EU/ *European Union, not EMU*	Ostali (izven EU)/ *Others (not EU)*			
S1311	S1313	S1314	S14	S15	S2	S21	S2111	S2112	S22			

B.1.9.2.

S.1311 - centralna država

B.1.9.3. Nekonsolidirani finančni računi - vrednostne spremembe 2006

v mio EUR

B.1.9.3

Vrsta post.	Oznaka	Finančni instrumenti	Institucionalni sektorji								
			S1	S11	S12	S121	S122	S123	S124	S125	S13
FSR	F	**Finančna sredstva**	1.844	1.184	111	-25	-55	20	0	170	548
FSR	1	Monetarno zlato in SDR	0	0	0	0	0	0	0	0	0
FSR	2	Gotovina in vloge	-23	0	-23	-13	-9	0	0	0	0
FSR	21	Gotovina	0	0	0	0	0	0	0	0	0
FSR	22	Prenosljive vloge	-1	0	-1	-2	1	0	0	0	0
FSR	29	Druge vloge	-22	0	-22	-11	-11	0	0	0	0
FSR	3	Vrednostni papirji razen delnic	7	0	10	0	10	0	0	0	-3
FSR	331	Kratkoročni	0	0	0	0	0	0	0	0	0
FSR	332	Dolgoročni	7	0	10	0	10	0	0	0	-3
FSR	34	Izvedeni finančni instrumenti	0	0	0	0	0	0	0	0	0
FSR	4	Posojila	-7	-4	0	0	0	0	0	0	-2
FSR	41	Kratkoročna	-4	0	0	0	0	0	0	0	-4
FSR	42	Dolgoročna	-2	-4	0	0	0	0	0	0	3
FSR	5	Delnice in drug lastniški kapital	2.453	1.180	143	0	-45	18	0	170	1.129
FSR	511	Delnice, ki kotirajo	1.692	1.692	0	0	0	0	0	0	0
FSR	512	Delnice, ki ne kotirajo	712	-561	143	0	-45	18	0	170	1.129
FSR	513	Drug lastniški kapital	49	49	0	0	0	0	0	0	0
FSR	52	Delnice/enote investicijskih skladov	0	0	0	0	0	0	0	0	0
FSR	6	Zavarovalno tehnične rezervacije	0	0	0	0	0	0	0	0	0
FSR	611	Rezervacije iz življenjskih zavarovanj	0	0	0	0	0	0	0	0	0
FSR	612	Rezervacije iz pokojninskih zavarovanj	0	0	0	0	0	0	0	0	0
FSR	62	Druge tehnične rezervacije	0	0	0	0	0	0	0	0	0
FSR	7	Druge terjatve	-587	8	-19	-11	-9	1	0	0	-577
FSR	71	Trgovinski krediti in avansi	178	1	0	0	0	0	0	0	177
FSR	79	Drugo	-765	8	-20	-11	-9	1	0	0	-753
OBV	F	**Obveznosti**	103	9	-104	-3	-64	-4	0	-32	206
OBV	2	Gotovina in vloge	0	0	0	0	0	0	0	0	0
OBV	21	Gotovina	0	0	0	0	0	0	0	0	0
OBV	22	Prenosljive vloge	0	0	0	0	0	0	0	0	0
OBV	29	Druge vloge	0	0	0	0	0	0	0	0	0
OBV	3	Vrednostni papirji razen delnic	-120	-4	-102	-3	-62	-4	0	-33	-5
OBV	331	Kratkoročni	1	0	1	0	1	0	0	0	0
OBV	332	Dolgoročni	-122	-4	-104	-3	-64	-4	0	-33	-5
OBV	34	Izvedeni finančni instrumenti	0	0	0	0	0	0	0	0	0
OBV	4	Posojila	0	3	-2	0	-2	0	0	0	-2
OBV	41	Kratkoročna	-1	0	4	0	4	0	0	0	-5
OBV	42	Dolgoročna	1	3	-6	0	-5	0	0	0	3
OBV	5	Delnice in drug lastniški kapital	789	0	0	0	0	0	0	0	789
OBV	511	Delnice, ki kotirajo	0	0	0	0	0	0	0	0	0
OBV	512	Delnice, ki ne kotirajo	789	0	0	0	0	0	0	0	789
OBV	513	Drug lastniški kapital	0	0	0	0	0	0	0	0	0
OBV	52	Delnice/enote investicijskih skladov	0	0	0	0	0	0	0	0	0
OBV	6	Zavarovalno tehnične rezervacije	0	0	0	0	0	0	0	0	0
OBV	611	Rezervacije iz življenjskih zavarovanj	0	0	0	0	0	0	0	0	0
OBV	612	Rezervacije iz pokojninskih zavarovanj	0	0	0	0	0	0	0	0	0
OBV	62	Druge tehnične rezervacije	0	0	0	0	0	0	0	0	0
OBV	7	Druge obveznosti	-566	9	0	0	-1	0	0	0	-576
OBV	71	Trgovinski krediti in avansi	179	2	0	0	0	0	0	0	177
OBV	79	Drugo	-745	7	0	0	-1	0	0	0	-753
NETO		**Neto finančna sredstva**	1.741	1.176	215	-21	10	23	0	203	342
			Gospodarstvo Slovenije/ *Total economy*	Nefinančne družbe/ *Non-financial corporations*	Finančne družbe/ *Financial corporations*	Centralna banka/ *Central Bank*	Druge denarne finančne institucije/ *Other monetary financial institutions*	Drugi finančni posredniki / *Other financial intermediaries*	Izvajalci pomožnih finančnih dejavnosti/ *Financial auxiliaries*	Zavarovalnice in pokojninski skladi/ *Insurance corporations and pension funds*	Država/ *General government*
			S1	S11	S12	S121	S122	S123	S124	S125	S13

S.1311 – Central government

Non-consolidated financial accounts – revaluation changes 2006 B.1.9.3.

EUR millions

Institutional sectors												
S1311	S1313	S1314	S14	S15	S2	S21	S2111	S2112	S22	Financial instruments	Code	Item type
208	0	340	0	0	-639	17	15	1	-656	**Financial assets**	F	FAS
0	0	0	0	0	0	0	0	0	0	Monetary gold and SDRs	1	FAS
0	0	0	0	0	4	0	0	0	4	Currency and deposits	2	FAS
0	0	0	0	0	0	0	0	0	0	Currency	21	FAS
0	0	0	0	0	0	0	0	0	0	Transferable deposits	22	FAS
0	0	0	0	0	4	0	0	0	4	Other deposits	29	FAS
-3	0	0	0	0	-5	0	0	0	-5	Securities other than shares	3	FAS
0	0	0	0	0	0	0	0	0	0	Short-term	331	FAS
-3	0	0	0	0	-5	0	0	0	-5	Long-term	332	FAS
0	0	0	0	0	0	0	0	0	0	Financial derivatives	34	FAS
-1	0	0	-1	0	0	0	0	0	0	Loans	4	FAS
-4	0	0	0	0	0	0	0	0	0	Short-term	41	FAS
3	0	0	-1	0	0	0	0	0	0	Long-term	42	FAS
789	0	340	0	0	18	17	15	1	1	Shares and other equity	5	FAS
0	0	0	0	0	1	3	2	1	-2	Quoted shares	511	FAS
789	0	340	0	0	0	0	0	0	0	Unquoted shares	512	FAS
0	0	0	0	0	2	0	0	0	2	Other equity	513	FAS
0	0	0	0	0	16	14	14	0	2	Mutual funds shares	52	FAS
0	0	0	0	0	0	0	0	0	0	Insurance technical reserves	6	FAS
0	0	0	0	0	0	0	0	0	0	Life insurance reserves	611	FAS
0	0	0	0	0	0	0	0	0	0	Pension fund reserves	612	FAS
0	0	0	0	0	0	0	0	0	0	Other technical reserves	62	FAS
-577	0	0	1	0	-657	0	0	0	-657	Other accounts receivable	7	FAS
177	0	0	0	0	0	0	0	0	0	Trade credits and advances	71	FAS
-753	0	0	1	0	-657	0	0	0	-657	Other	79	FAS
208	0	-2	-7	-1	-41	-33	-25	-9	-8	**Liabilities**	F	LIA
0	0	0	0	0	0	0	0	0	0	Currency and deposits	2	LIA
0	0	0	0	0	0	0	0	0	0	Currency	21	LIA
0	0	0	0	0	0	0	0	0	0	Transferable deposits	22	LIA
0	0	0	0	0	0	0	0	0	0	Other deposits	29	LIA
-3	0	-2	-9	-1	-41	-33	-25	-7	-8	Securities other than shares	3	LIA
0	0	0	0	0	0	0	0	0	0	Short-term	331	LIA
-3	0	-2	-9	-1	-41	-33	-25	-7	-8	Long-term	332	LIA
0	0	0	0	0	0	0	0	0	0	Financial derivatives	34	LIA
-1	0	0	0	0	-2	-2	0	-1	0	Loans	4	LIA
-4	0	0	0	0	0	0	0	0	0	Short-term	41	LIA
3	0	0	0	0	-2	-2	0	-1	0	Long-term	42	LIA
789	0	0	0	0	0	0	0	0	0	Shares and other equity	5	LIA
0	0	0	0	0	0	0	0	0	0	Quoted shares	511	LIA
789	0	0	0	0	0	0	0	0	0	Unquoted shares	512	LIA
0	0	0	0	0	0	0	0	0	0	Other equity	513	LIA
0	0	0	0	0	0	0	0	0	0	Mutual funds shares	52	LIA
0	0	0	0	0	0	0	0	0	0	Insurance technical reserves	6	LIA
0	0	0	0	0	0	0	0	0	0	Life insurance reserves	611	LIA
0	0	0	0	0	0	0	0	0	0	Pension fund reserves	612	LIA
0	0	0	0	0	0	0	0	0	0	Other technical reserves	62	LIA
-577	0	0	2	0	1	1	1	0	0	Other accounts payable	7	LIA
177	0	0	0	0	1	1	1	0	0	Trade credits and advances	71	LIA
-753	0	0	2	0	0	0	0	0	0	Other	79	LIA
0	0	342	7	1	-598	50	40	10	-648	**Net financial assets**		NETO
Centralna država/ *Central government*	Lokalna država/ *Local government*	Skladi socialne varnosti/ *Social security funds*	Gospodinjstva/ *Households*	Nepr. instit., ki opravljajo storitve za gospod./ *Non-profit institutions serving households*	Tujina/ *Rest of the world*	EU/ *European Union*	EMU/ *Members of the EMU*	Ostale članice EU/ *European Union, not EMU*	Ostali (izven EU)/ *Others (not EU)*			
S1311	S1313	S1314	S14	S15	S2	S21	S2111	S2112	S22			

B.1.9.3.

S.1311 - centralna država

B.1.9.4. Nekonsolidirani finančni računi - stanja 2006 (konec leta)

v mio EUR

B.1.9.4.

Vrsta post.	Oznaka	Finančni instrumenti	Institucionalni sektorji								
			S1	S11	S12	S121	S122	S123	S124	S125	S13
FSR	F	**Finančna sredstva**	13.362	6.874	2.809	561	1.599	240	12	398	3.515
FSR	1	Monetarno zlato in SDR	0	0	0	0	0	0	0	0	0
FSR	2	Gotovina in vloge	1.202	0	1.202	457	745	0	0	0	0
FSR	21	Gotovina	1	0	1	1	0	0	0	0	0
FSR	22	Prenosljive vloge	147	0	147	122	25	0	0	0	0
FSR	29	Druge vloge	1.053	0	1.053	333	720	0	0	0	0
FSR	3	Vrednostni papirji razen delnic	264	21	83	0	81	0	0	2	161
FSR	331	Kratkoročni	43	0	0	0	0	0	0	0	43
FSR	332	Dolgoročni	221	21	83	0	81	0	0	2	117
FSR	34	Izvedeni finančni instrumenti	0	0	0	0	0	0	0	0	0
FSR	4	Posojila	807	274	0	0	0	0	0	0	462
FSR	41	Kratkoročna	440	0	0	0	0	0	0	0	440
FSR	42	Dolgoročna	367	274	0	0	0	0	0	0	22
FSR	5	Delnice in drug lastniški kapital	8.933	5.473	1.100	0	632	106	1	361	2.360
FSR	511	Delnice, ki kotirajo	2.276	2.276	0	0	0	0	0	0	0
FSR	512	Delnice, ki ne kotirajo	4.729	1.282	1.087	0	632	93	1	361	2.360
FSR	513	Drug lastniški kapital	1.915	1.915	0	0	0	0	0	0	0
FSR	52	Delnice/enote investicijskih skladov	13	0	13	0	0	13	0	0	0
FSR	6	Zavarovalno tehnične rezervacije	13	0	13	0	0	0	0	13	0
FSR	611	Rezervacije iz življenjskih zavarovanj	0	0	0	0	0	0	0	0	0
FSR	612	Rezervacije iz pokojninskih zavarovanj	0	0	0	0	0	0	0	0	0
FSR	62	Druge tehnične rezervacije	13	0	13	0	0	0	0	13	0
FSR	7	Druge terjatve	2.143	1.106	411	104	141	133	11	22	532
FSR	71	Trgovinski krediti in avansi	247	54	16	0	0	0	0	16	170
FSR	79	Drugo	1.897	1.053	395	104	141	133	11	6	363
OBV	F	**Obveznosti**	9.437	1.436	5.265	78	3.299	222	11	1.654	2.069
OBV	2	Gotovina in vloge	15	0	0	0	0	0	0	0	0
OBV	21	Gotovina	15	0	0	0	0	0	0	0	0
OBV	22	Prenosljive vloge	0	0	0	0	0	0	0	0	0
OBV	29	Druge vloge	0	0	0	0	0	0	0	0	0
OBV	3	Vrednostni papirji razen delnic	5.587	206	4.671	69	2.806	166	8	1.622	261
OBV	331	Kratkoročni	327	56	210	0	82	27	3	98	57
OBV	332	Dolgoročni	5.260	151	4.461	69	2.724	139	5	1.524	205
OBV	34	Izvedeni finančni instrumenti	0	0	0	0	0	0	0	0	0
OBV	4	Posojila	957	7	480	0	456	25	0	0	470
OBV	41	Kratkoročna	539	0	70	0	70	0	0	0	469
OBV	42	Dolgoročna	418	7	411	0	386	25	0	0	0
OBV	5	Delnice in drug lastniški kapital	814	0	0	0	0	0	0	0	813
OBV	511	Delnice, ki kotirajo	0	0	0	0	0	0	0	0	0
OBV	512	Delnice, ki ne kotirajo	814	0	0	0	0	0	0	0	813
OBV	513	Drug lastniški kapital	0	0	0	0	0	0	0	0	0
OBV	52	Delnice/enote investicijskih skladov	0	0	0	0	0	0	0	0	0
OBV	6	Zavarovalno tehnične rezervacije	0	0	0	0	0	0	0	0	0
OBV	611	Rezervacije iz življenjskih zavarovanj	0	0	0	0	0	0	0	0	0
OBV	612	Rezervacije iz pokojninskih zavarovanj	0	0	0	0	0	0	0	0	0
OBV	62	Druge tehnične rezervacije	0	0	0	0	0	0	0	0	0
OBV	7	Druge obveznosti	2.063	1.223	114	9	38	31	3	32	525
OBV	71	Trgovinski krediti in avansi	397	216	13	9	0	1	0	2	161
OBV	79	Drugo	1.666	1.007	101	0	37	30	3	30	365
NETO		**Neto finančna sredstva**	3.926	5.437	-2.456	482	-1.700	17	1	-1.257	1.446
			Gospodarstvo Slovenije/ *Total economy*	Nefinančne družbe/ *Non-financial corporations*	Finančne družbe/ *Financial corporations*	Centralna banka/ *Central Bank*	Druge denarne finančne institucije/ *Other monetary financial institutions*	Drugi finančni posredniki / *Other financial intermediaries*	Izvajalci pomožnih finančnih dejavnosti/ *Financial auxiliaries*	Zavarovalnice in pokojninski skladi/ *Insurance corporations and pension funds*	Država/ *General government*
			S1	S11	S12	S121	S122	S123	S124	S125	S13

S.1311 – Central government

Non-consolidated financial accounts – outstanding amounts 2006 (end of year) B.1.9.4.

EUR millions

Institutional sectors												
S1311	S1313	S1314	S14	S15	S2	S21	S2111	S2112	S22	Financial instruments	Code	Item type
1.915	37	1.562	139	26	217	28	26	2	189	**Financial assets**	F	FAS
0	0	0	0	0	0	0	0	0	0	Monetary gold and SDRs	1	FAS
0	0	0	0	0	8	2	2	0	6	Currency and deposits	2	FAS
0	0	0	0	0	0	0	0	0	0	Currency	21	FAS
0	0	0	0	0	3	2	2	0	1	Transferable deposits	22	FAS
0	0	0	0	0	5	1	1	0	4	Other deposits	29	FAS
161	0	0	0	0	13	5	5	0	8	Securities other than shares	3	FAS
43	0	0	0	0	0	0	0	0	0	Short-term	331	FAS
117	0	0	0	0	9	2	2	0	7	Long-term	332	FAS
0	0	0	0	0	4	3	3	0	1	Financial derivatives	34	FAS
440	23	0	45	25	0	0	0	0	0	Loans	4	FAS
439	1	0	0	0	0	0	0	0	0	Short-term	41	FAS
0	22	0	45	25	0	0	0	0	0	Long-term	42	FAS
812	0	1.548	0	0	69	18	17	1	51	Shares and other equity	5	FAS
0	0	0	0	0	4	3	2	1	1	Quoted shares	511	FAS
812	0	1.548	0	0	0	0	0	0	0	Unquoted shares	512	FAS
0	0	0	0	0	48	0	0	0	48	Other equity	513	FAS
0	0	0	0	0	17	15	15	0	2	Mutual funds shares	52	FAS
0	0	0	0	0	0	0	0	0	0	Insurance technical reserves	6	FAS
0	0	0	0	0	0	0	0	0	0	Life insurance reserves	611	FAS
0	0	0	0	0	0	0	0	0	0	Pension fund reserves	612	FAS
0	0	0	0	0	0	0	0	0	0	Other technical reserves	62	FAS
504	14	14	93	1	127	2	2	0	124	Other accounts receivable	7	FAS
154	3	13	7	0	3	2	1	0	1	Trade credits and advances	71	FAS
350	12	1	87	0	124	0	0	0	123	Other	79	FAS
1.915	12	142	607	59	2.615	2.248	1.700	548	368	**Liabilities**	F	LIA
0	0	0	15	0	0	0	0	0	0	Currency and deposits	2	LIA
0	0	0	15	0	0	0	0	0	0	Currency	21	LIA
0	0	0	0	0	0	0	0	0	0	Transferable deposits	22	LIA
0	0	0	0	0	0	0	0	0	0	Other deposits	29	LIA
161	2	99	391	57	2.132	1.813	1.420	393	319	Securities other than shares	3	LIA
43	2	12	4	0	24	24	24	0	0	Short-term	331	LIA
117	1	87	387	57	2.108	1.789	1.396	393	319	Long-term	332	LIA
0	0	0	0	0	0	0	0	0	0	Financial derivatives	34	LIA
440	0	30	0	0	241	195	40	154	46	Loans	4	LIA
439	0	30	0	0	0	0	0	0	0	Short-term	41	LIA
0	0	0	0	0	241	195	40	154	46	Long-term	42	LIA
812	1	0	1	0	0	0	0	0	0	Shares and other equity	5	LIA
0	0	0	0	0	0	0	0	0	0	Quoted shares	511	LIA
812	1	0	1	0	0	0	0	0	0	Unquoted shares	512	LIA
0	0	0	0	0	0	0	0	0	0	Other equity	513	LIA
0	0	0	0	0	0	0	0	0	0	Mutual funds shares	52	LIA
0	0	0	0	0	0	0	0	0	0	Insurance technical reserves	6	LIA
0	0	0	0	0	0	0	0	0	0	Life insurance reserves	611	LIA
0	0	0	0	0	0	0	0	0	0	Pension fund reserves	612	LIA
0	0	0	0	0	0	0	0	0	0	Other technical reserves	62	LIA
504	8	13	200	1	242	240	239	1	2	Other accounts payable	7	LIA
154	7	0	7	1	177	175	174	1	2	Trade credits and advances	71	LIA
350	2	13	193	0	65	65	65	0	0	Other	79	LIA
0	25	1.420	-468	-33	-2.399	-2.220	-1.674	-546	-179	**Net financial assets**		NETO
Centralna država/ *Central government*	Lokalna država/ *Local government*	Skladi socialne varnosti/ *Social security funds*	Gospodinjstva/ *Households*	Nepr. instit., ki opravljajo storitve za gospod./ *Non-profit institutions serving households*	Tujina/ *Rest of the world*	EU/ *European Union*	EMU/ *Members of the EMU*	Ostale članice EU/ *European Union, not EMU*	Ostali (izven EU)/ *Others (not EU)*			
S1311	S1313	S1314	S14	S15	S2	S21	S2111	S2112	S22			

B.1.9.4.

S.1313 - lokalna država

B.1.10.1. Nekonsolidirani finančni računi - stanja 2005 (konec leta)

v mio EUR

B.1.10.1.

Vrsta post.	Oznaka	Finančni instrumenti	Institucionalni sektorji								
			S1	S11	S12	S121	S122	S123	S124	S125	S13
FSR	F	**Finančna sredstva**	1.145	703	319	13	300	6	0	0	52
FSR	1	Monetarno zlato in SDR	0	0	0	0	0	0	0	0	0
FSR	2	Gotovina in vloge	300	0	300	13	287	0	0	0	0
FSR	21	Gotovina	2	0	2	2	0	0	0	0	0
FSR	22	Prenosljive vloge	76	0	76	11	65	0	0	0	0
FSR	29	Druge vloge	222	0	222	0	222	0	0	0	0
FSR	3	Vrednostni papirji razen delnic	5	0	2	0	2	0	0	0	3
FSR	331	Kratkoročni	2	0	0	0	0	0	0	0	1
FSR	332	Dolgoročni	3	0	2	0	2	0	0	0	1
FSR	34	Izvedeni finančni instrumenti	0	0	0	0	0	0	0	0	0
FSR	4	Posojila	26	6	0	0	0	0	0	0	4
FSR	41	Kratkoročna	1	0	0	0	0	0	0	0	0
FSR	42	Dolgoročna	25	5	0	0	0	0	0	0	4
FSR	5	Delnice in drug lastniški kapital	592	580	11	0	8	3	0	0	1
FSR	511	Delnice, ki kotirajo	28	28	0	0	0	0	0	0	0
FSR	512	Delnice, ki ne kotirajo	92	83	8	0	8	0	0	0	1
FSR	513	Drug lastniški kapital	469	469	0	0	0	0	0	0	0
FSR	52	Delnice/enote investicijskih skladov	2	0	2	0	0	2	0	0	0
FSR	6	Zavarovalno tehnične rezervacije	0	0	0	0	0	0	0	0	0
FSR	611	Rezervacije iz življenjskih zavarovanj	0	0	0	0	0	0	0	0	0
FSR	612	Rezervacije iz pokojninskih zavarovanj	0	0	0	0	0	0	0	0	0
FSR	62	Druge tehnične rezervacije	0	0	0	0	0	0	0	0	0
FSR	7	Druge terjatve	222	116	6	0	3	3	0	0	45
FSR	71	Trgovinski krediti in avansi	137	86	3	0	0	3	0	0	16
FSR	79	Drugo	84	31	3	0	3	0	0	0	29
OBV	F	**Obveznosti**	510	238	157	0	78	78	0	2	83
OBV	2	Gotovina in vloge	0	0	0	0	0	0	0	0	0
OBV	21	Gotovina	0	0	0	0	0	0	0	0	0
OBV	22	Prenosljive vloge	0	0	0	0	0	0	0	0	0
OBV	29	Druge vloge	0	0	0	0	0	0	0	0	0
OBV	3	Vrednostni papirji razen delnic	0	0	0	0	0	0	0	0	0
OBV	331	Kratkoročni	0	0	0	0	0	0	0	0	0
OBV	332	Dolgoročni	0	0	0	0	0	0	0	0	0
OBV	34	Izvedeni finančni instrumenti	0	0	0	0	0	0	0	0	0
OBV	4	Posojila	248	66	148	0	77	70	0	1	28
OBV	41	Kratkoročna	9	5	4	0	4	0	0	0	0
OBV	42	Dolgoročna	239	61	144	0	73	70	0	1	28
OBV	5	Delnice in drug lastniški kapital	0	0	0	0	0	0	0	0	0
OBV	511	Delnice, ki kotirajo	0	0	0	0	0	0	0	0	0
OBV	512	Delnice, ki ne kotirajo	0	0	0	0	0	0	0	0	0
OBV	513	Drug lastniški kapital	0	0	0	0	0	0	0	0	0
OBV	52	Delnice/enote investicijskih skladov	0	0	0	0	0	0	0	0	0
OBV	6	Zavarovalno tehnične rezervacije	0	0	0	0	0	0	0	0	0
OBV	611	Rezervacije iz življenjskih zavarovanj	0	0	0	0	0	0	0	0	0
OBV	612	Rezervacije iz pokojninskih zavarovanj	0	0	0	0	0	0	0	0	0
OBV	62	Druge tehnične rezervacije	0	0	0	0	0	0	0	0	0
OBV	7	Druge obveznosti	263	173	9	0	1	7	0	1	55
OBV	71	Trgovinski krediti in avansi	162	139	2	0	0	2	0	0	11
OBV	79	Drugo	101	34	7	0	1	6	0	1	43
NETO		**Neto finančna sredstva**	635	464	162	13	222	-72	0	-1	-31
			Gospodarstvo Slovenije/ *Total economy*	Nefinančne družbe/ *Non-financial corporations*	Finančne družbe/ *Financial corporations*	Centralna banka/ *Central Bank*	Druge denarne finančne institucije/ *Other monetary financial institutions*	Drugi finančni posredniki / *Other financial intermediaries*	Izvajalci pomožnih finančnih dejavnosti/ *Financial auxiliaries*	Zavarovalnice in pokojninski skladi/ *Insurance corporations and pension funds*	Država/ *General government*
			S1	S11	S12	S121	S122	S123	S124	S125	S13

S.1313 – Local government

Non-consolidated financial accounts – outstanding amounts 2005 (end of year) B.1.10.1.

EUR millions

Institutional sectors												
S1311	S1313	S1314	S14	S15	S2	S21	S2111	S2112	S22	Financial instruments	Code	Item type
13	38	2	70	1	0	0	0	0	0	**Financial assets**	F	FAS
0	0	0	0	0	0	0	0	0	0	Monetary gold and SDRs	1	FAS
0	0	0	0	0	0	0	0	0	0	Currency and deposits	2	FAS
0	0	0	0	0	0	0	0	0	0	Currency	21	FAS
0	0	0	0	0	0	0	0	0	0	Transferable deposits	22	FAS
0	0	0	0	0	0	0	0	0	0	Other deposits	29	FAS
3	0	0	0	0	0	0	0	0	0	Securities other than shares	3	FAS
1	0	0	0	0	0	0	0	0	0	Short-term	331	FAS
1	0	0	0	0	0	0	0	0	0	Long-term	332	FAS
0	0	0	0	0	0	0	0	0	0	Financial derivatives	34	FAS
0	4	0	16	0	0	0	0	0	0	Loans	4	FAS
0	0	0	0	0	0	0	0	0	0	Short-term	41	FAS
0	4	0	16	0	0	0	0	0	0	Long-term	42	FAS
1	0	0	0	0	0	0	0	0	0	Shares and other equity	5	FAS
0	0	0	0	0	0	0	0	0	0	Quoted shares	511	FAS
1	0	0	0	0	0	0	0	0	0	Unquoted shares	512	FAS
0	0	0	0	0	0	0	0	0	0	Other equity	513	FAS
0	0	0	0	0	0	0	0	0	0	Mutual funds shares	52	FAS
0	0	0	0	0	0	0	0	0	0	Insurance technical reserves	6	FAS
0	0	0	0	0	0	0	0	0	0	Life insurance reserves	611	FAS
0	0	0	0	0	0	0	0	0	0	Pension fund reserves	612	FAS
0	0	0	0	0	0	0	0	0	0	Other technical reserves	62	FAS
9	34	2	53	1	0	0	0	0	0	Other accounts receivable	7	FAS
7	7	2	32	1	0	0	0	0	0	Trade credits and advances	71	FAS
2	27	0	21	0	0	0	0	0	0	Other	79	FAS
44	38	1	29	3	0	0	0	0	0	**Liabilities**	F	LIA
0	0	0	0	0	0	0	0	0	0	Currency and deposits	2	LIA
0	0	0	0	0	0	0	0	0	0	Currency	21	LIA
0	0	0	0	0	0	0	0	0	0	Transferable deposits	22	LIA
0	0	0	0	0	0	0	0	0	0	Other deposits	29	LIA
0	0	0	0	0	0	0	0	0	0	Securities other than shares	3	LIA
0	0	0	0	0	0	0	0	0	0	Short-term	331	LIA
0	0	0	0	0	0	0	0	0	0	Long-term	332	LIA
0	0	0	0	0	0	0	0	0	0	Financial derivatives	34	LIA
25	4	0	6	0	0	0	0	0	0	Loans	4	LIA
0	0	0	0	0	0	0	0	0	0	Short-term	41	LIA
24	4	0	6	0	0	0	0	0	0	Long-term	42	LIA
0	0	0	0	0	0	0	0	0	0	Shares and other equity	5	LIA
0	0	0	0	0	0	0	0	0	0	Quoted shares	511	LIA
0	0	0	0	0	0	0	0	0	0	Unquoted shares	512	LIA
0	0	0	0	0	0	0	0	0	0	Other equity	513	LIA
0	0	0	0	0	0	0	0	0	0	Mutual funds shares	52	LIA
0	0	0	0	0	0	0	0	0	0	Insurance technical reserves	6	LIA
0	0	0	0	0	0	0	0	0	0	Life insurance reserves	611	LIA
0	0	0	0	0	0	0	0	0	0	Pension fund reserves	612	LIA
0	0	0	0	0	0	0	0	0	0	Other technical reserves	62	LIA
20	34	1	23	3	0	0	0	0	0	Other accounts payable	7	LIA
3	7	1	8	1	0	0	0	0	0	Trade credits and advances	71	LIA
16	27	0	15	1	0	0	0	0	0	Other	79	LIA
-31	0	1	41	-2	0	0	0	0	0	**Net financial assets**		NETO
Centralna država/ *Central government*	Lokalna država/ *Local government*	Skladi socialne varnosti/ *Social security funds*	Gospodinjstva/ *Households*	Nepr. instit., ki opravljajo storitve za gospod./ *Non-profit institutions serving households*	Tujina/ *Rest of the world*	EU/ *European Union*	EMU/ *Members of the EMU*	Ostale članice EU/ *European Union, not EMU*	Ostali (izven EU)/ *Others (not EU)*			
S1311	S1313	S1314	S14	S15	S2	S21	S2111	S2112	S22			

B.1.10.1.

S.1313 - lokalna država

B.1.10.2. Nekonsolidirani finančni računi - transakcije 2006

v mio EUR

B.1.10.2.

Vrsta post.	Oznaka	Finančni instrumenti	Institucionalni sektorji								
			S1	S11	S12	S121	S122	S123	S124	S125	S13
FSR	F	**Finančna sredstva**	-15	-45	35	-5	41	-2	1	1	10
FSR	1	Monetarno zlato in SDR	0	0	0	0	0	0	0	0	0
FSR	2	Gotovina in vloge	36	0	36	-5	42	0	0	0	0
FSR	21	Gotovina	0	0	0	0	0	0	0	0	0
FSR	22	Prenosljive vloge	-4	0	-4	-6	2	0	0	0	0
FSR	29	Druge vloge	40	0	40	0	40	0	0	0	0
FSR	3	Vrednostni papirji razen delnic	1	0	1	0	1	0	0	0	0
FSR	331	Kratkoročni	0	0	0	0	0	0	0	0	0
FSR	332	Dolgoročni	0	0	1	0	1	0	0	0	-1
FSR	34	Izvedeni finančni instrumenti	0	0	0	0	0	0	0	0	0
FSR	4	Posojila	-4	-2	0	0	0	0	0	0	4
FSR	41	Kratkoročna	0	0	0	0	0	0	0	0	0
FSR	42	Dolgoročna	-4	-2	0	0	0	0	0	0	4
FSR	5	Delnice in drug lastniški kapital	-20	-19	0	0	0	0	0	0	0
FSR	511	Delnice, ki kotirajo	-12	-12	0	0	0	0	0	0	0
FSR	512	Delnice, ki ne kotirajo	-5	-5	0	0	0	0	0	0	0
FSR	513	Drug lastniški kapital	-2	-2	0	0	0	0	0	0	0
FSR	52	Delnice/enote investicijskih skladov	0	0	0	0	0	0	0	0	0
FSR	6	Zavarovalno tehnične rezervacije	1	0	1	0	0	0	0	1	0
FSR	611	Rezervacije iz življenjskih zavarovanj	0	0	0	0	0	0	0	0	0
FSR	612	Rezervacije iz pokojninskih zavarovanj	0	0	0	0	0	0	0	0	0
FSR	62	Druge tehnične rezervacije	1	0	1	0	0	0	0	1	0
FSR	7	Druge terjatve	-29	-24	-2	0	-1	-2	1	0	6
FSR	71	Trgovinski krediti in avansi	-37	-25	-3	0	0	-3	0	0	-1
FSR	79	Drugo	8	1	0	0	-1	1	1	0	8
OBV	F	**Obveznosti**	21	-1	30	0	30	1	0	-1	-6
OBV	2	Gotovina in vloge	0	0	0	0	0	0	0	0	0
OBV	21	Gotovina	0	0	0	0	0	0	0	0	0
OBV	22	Prenosljive vloge	0	0	0	0	0	0	0	0	0
OBV	29	Druge vloge	0	0	0	0	0	0	0	0	0
OBV	3	Vrednostni papirji razen delnic	0	0	0	0	0	0	0	0	0
OBV	331	Kratkoročni	0	0	0	0	0	0	0	0	0
OBV	332	Dolgoročni	0	0	0	0	0	0	0	0	0
OBV	34	Izvedeni finančni instrumenti	0	0	0	0	0	0	0	0	0
OBV	4	Posojila	31	-2	33	0	30	3	0	-1	2
OBV	41	Kratkoročna	3	1	3	0	3	0	0	0	0
OBV	42	Dolgoročna	28	-2	30	0	28	3	0	-1	2
OBV	5	Delnice in drug lastniški kapital	0	0	0	0	0	0	0	0	0
OBV	511	Delnice, ki kotirajo	0	0	0	0	0	0	0	0	0
OBV	512	Delnice, ki ne kotirajo	0	0	0	0	0	0	0	0	0
OBV	513	Drug lastniški kapital	0	0	0	0	0	0	0	0	0
OBV	52	Delnice/enote investicijskih skladov	0	0	0	0	0	0	0	0	0
OBV	6	Zavarovalno tehnične rezervacije	0	0	0	0	0	0	0	0	0
OBV	611	Rezervacije iz življenjskih zavarovanj	0	0	0	0	0	0	0	0	0
OBV	612	Rezervacije iz pokojninskih zavarovanj	0	0	0	0	0	0	0	0	0
OBV	62	Druge tehnične rezervacije	0	0	0	0	0	0	0	0	0
OBV	7	Druge obveznosti	-10	0	-2	0	0	-1	0	0	-9
OBV	71	Trgovinski krediti in avansi	-2	-1	-1	0	0	-1	0	0	-2
OBV	79	Drugo	-8	1	-1	0	0	-1	0	0	-6
NETO		**Neto finančna sredstva**	-36	-44	5	-5	11	-4	1	2	16
			Gospodarstvo Slovenije/ *Total economy*	Nefinančne družbe/ *Non-financial corporations*	Finančne družbe/ *Financial corporations*	Centralna banka/ *Central Bank*	Druge denarne finančne institucije/ *Other monetary financial institutions*	Drugi finančni posredniki / *Other financial intermediaries*	Izvajalci pomožnih finančnih dejavnosti/ *Financial auxiliaries*	Zavarovalnice in pokojninski skladi/ *Insurance corporations and pension funds*	Država/ *General government*
			S1	S11	S12	S121	S122	S123	S124	S125	S13

S.1313 – Local government

Non-consolidated financial accounts – transactions 2006 B.1.10.2.

EUR millions

B.1.10.2.

Institutional sectors												
S1311	S1313	S1314	S14	S15	S2	S21	S2111	S2112	S22	Financial instruments	Code	Item type
-1	1	10	-15	0	1	1	1	0	0	**Financial assets**	F	FAS
0	0	0	0	0	0	0	0	0	0	Monetary gold and SDRs	1	FAS
0	0	0	0	0	0	0	0	0	0	Currency and deposits	2	FAS
0	0	0	0	0	0	0	0	0	0	Currency	21	FAS
0	0	0	0	0	0	0	0	0	0	Transferable deposits	22	FAS
0	0	0	0	0	0	0	0	0	0	Other deposits	29	FAS
0	0	0	0	0	0	0	0	0	0	Securities other than shares	3	FAS
0	0	0	0	0	0	0	0	0	0	Short-term	331	FAS
-1	0	0	0	0	0	0	0	0	0	Long-term	332	FAS
0	0	0	0	0	0	0	0	0	0	Financial derivatives	34	FAS
0	4	0	-6	0	0	0	0	0	0	Loans	4	FAS
0	0	0	0	0	0	0	0	0	0	Short-term	41	FAS
0	4	0	-6	0	0	0	0	0	0	Long-term	42	FAS
0	0	0	0	0	0	0	0	0	0	Shares and other equity	5	FAS
0	0	0	0	0	0	0	0	0	0	Quoted shares	511	FAS
0	0	0	0	0	0	0	0	0	0	Unquoted shares	512	FAS
0	0	0	0	0	0	0	0	0	0	Other equity	513	FAS
0	0	0	0	0	0	0	0	0	0	Mutual funds shares	52	FAS
0	0	0	0	0	0	0	0	0	0	Insurance technical reserves	6	FAS
0	0	0	0	0	0	0	0	0	0	Life insurance reserves	611	FAS
0	0	0	0	0	0	0	0	0	0	Pension fund reserves	612	FAS
0	0	0	0	0	0	0	0	0	0	Other technical reserves	62	FAS
-1	-3	10	-9	0	1	1	1	0	0	Other accounts receivable	7	FAS
-1	-1	0	-8	0	0	0	0	0	0	Trade credits and advances	71	FAS
0	-2	10	-1	0	1	1	1	0	0	Other	79	FAS
-7	1	-1	-3	1	0	0	0	0	0	**Liabilities**	F	LIA
0	0	0	0	0	0	0	0	0	0	Currency and deposits	2	LIA
0	0	0	0	0	0	0	0	0	0	Currency	21	LIA
0	0	0	0	0	0	0	0	0	0	Transferable deposits	22	LIA
0	0	0	0	0	0	0	0	0	0	Other deposits	29	LIA
0	0	0	0	0	0	0	0	0	0	Securities other than shares	3	LIA
0	0	0	0	0	0	0	0	0	0	Short-term	331	LIA
0	0	0	0	0	0	0	0	0	0	Long-term	332	LIA
0	0	0	0	0	0	0	0	0	0	Financial derivatives	34	LIA
-1	4	0	-2	0	0	0	0	0	0	Loans	4	LIA
0	0	0	0	0	0	0	0	0	0	Short-term	41	LIA
-2	4	0	-2	0	0	0	0	0	0	Long-term	42	LIA
0	0	0	0	0	0	0	0	0	0	Shares and other equity	5	LIA
0	0	0	0	0	0	0	0	0	0	Quoted shares	511	LIA
0	0	0	0	0	0	0	0	0	0	Unquoted shares	512	LIA
0	0	0	0	0	0	0	0	0	0	Other equity	513	LIA
0	0	0	0	0	0	0	0	0	0	Mutual funds shares	52	LIA
0	0	0	0	0	0	0	0	0	0	Insurance technical reserves	6	LIA
0	0	0	0	0	0	0	0	0	0	Life insurance reserves	611	LIA
0	0	0	0	0	0	0	0	0	0	Pension fund reserves	612	LIA
0	0	0	0	0	0	0	0	0	0	Other technical reserves	62	LIA
-5	-3	-1	-1	1	0	0	0	0	0	Other accounts payable	7	LIA
-1	-1	-1	0	2	0	0	0	0	0	Trade credits and advances	71	LIA
-4	-2	0	-1	-1	0	0	0	0	0	Other	79	LIA
6	0	10	-12	-2	1	1	1	0	0	**Net financial assets**		NETO
Centralna država/ *Central government*	Lokalna država/ *Local government*	Skladi socialne varnosti/ *Social security funds*	Gospodinjstva/ *Households*	Nepr. instit., ki opravljajo storitve za gospod./ *Non-profit institutions serving households*	Tujina/ *Rest of the world*	EU/ *European Union*	EMU/ *Members of the EMU*	Ostale članice EU/ *European Union, not EMU*	Ostali (izven EU)/ *Others (not EU)*			
S1311	S1313	S1314	S14	S15	S2	S21	S2111	S2112	S22			

S.1313 - lokalna država

B.1.10.3. Nekonsolidirani finančni računi - vrednostne spremembe 2006

v mio EUR

B.1.10.3.

Vrsta post.	Oznaka	Finančni instrumenti	Institucionalni sektorji								
			S1	S11	S12	S121	S122	S123	S124	S125	S13
FSR	F	**Finančna sredstva**	-101	-105	3	0	2	1	0	0	0
FSR	1	Monetarno zlato in SDR	0	0	0	0	0	0	0	0	0
FSR	2	Gotovina in vloge	1	0	1	0	1	0	0	0	0
FSR	21	Gotovina	0	0	0	0	0	0	0	0	0
FSR	22	Prenosljive vloge	-1	0	-1	0	-1	0	0	0	0
FSR	29	Druge vloge	2	0	2	0	2	0	0	0	0
FSR	3	Vrednostni papirji razen delnic	0	0	0	0	0	0	0	0	0
FSR	331	Kratkoročni	0	0	0	0	0	0	0	0	0
FSR	332	Dolgoročni	0	0	0	0	0	0	0	0	0
FSR	34	Izvedeni finančni instrumenti	0	0	0	0	0	0	0	0	0
FSR	4	Posojila	0	0	0	0	0	0	0	0	0
FSR	41	Kratkoročna	0	0	0	0	0	0	0	0	0
FSR	42	Dolgoročna	0	0	0	0	0	0	0	0	0
FSR	5	Delnice in drug lastniški kapital	-103	-105	2	0	1	1	0	0	0
FSR	511	Delnice, ki kotirajo	7	7	0	0	0	0	0	0	0
FSR	512	Delnice, ki ne kotirajo	6	5	1	0	1	0	0	0	0
FSR	513	Drug lastniški kapital	-117	-117	0	0	0	0	0	0	0
FSR	52	Delnice/enote investicijskih skladov	1	0	1	0	0	1	0	0	0
FSR	6	Zavarovalno tehnične rezervacije	0	0	0	0	0	0	0	0	0
FSR	611	Rezervacije iz življenjskih zavarovanj	0	0	0	0	0	0	0	0	0
FSR	612	Rezervacije iz pokojninskih zavarovanj	0	0	0	0	0	0	0	0	0
FSR	62	Druge tehnične rezervacije	0	0	0	0	0	0	0	0	0
FSR	7	Druge terjatve	1	1	0	0	0	0	0	0	0
FSR	71	Trgovinski krediti in avansi	1	1	0	0	0	0	0	0	0
FSR	79	Drugo	0	0	0	0	0	0	0	0	0
OBV	F	**Obveznosti**	-3	0	-3	0	-3	0	0	0	0
OBV	2	Gotovina in vloge	0	0	0	0	0	0	0	0	0
OBV	21	Gotovina	0	0	0	0	0	0	0	0	0
OBV	22	Prenosljive vloge	0	0	0	0	0	0	0	0	0
OBV	29	Druge vloge	0	0	0	0	0	0	0	0	0
OBV	3	Vrednostni papirji razen delnic	0	0	0	0	0	0	0	0	0
OBV	331	Kratkoročni	0	0	0	0	0	0	0	0	0
OBV	332	Dolgoročni	0	0	0	0	0	0	0	0	0
OBV	34	Izvedeni finančni instrumenti	0	0	0	0	0	0	0	0	0
OBV	4	Posojila	-5	-1	-3	0	-3	0	0	0	0
OBV	41	Kratkoročna	0	0	0	0	0	0	0	0	0
OBV	42	Dolgoročna	-5	-1	-3	0	-3	0	0	0	0
OBV	5	Delnice in drug lastniški kapital	0	0	0	0	0	0	0	0	0
OBV	511	Delnice, ki kotirajo	0	0	0	0	0	0	0	0	0
OBV	512	Delnice, ki ne kotirajo	0	0	0	0	0	0	0	0	0
OBV	513	Drug lastniški kapital	0	0	0	0	0	0	0	0	0
OBV	52	Delnice/enote investicijskih skladov	0	0	0	0	0	0	0	0	0
OBV	6	Zavarovalno tehnične rezervacije	0	0	0	0	0	0	0	0	0
OBV	611	Rezervacije iz življenjskih zavarovanj	0	0	0	0	0	0	0	0	0
OBV	612	Rezervacije iz pokojninskih zavarovanj	0	0	0	0	0	0	0	0	0
OBV	62	Druge tehnične rezervacije	0	0	0	0	0	0	0	0	0
OBV	7	Druge obveznosti	2	1	0	0	0	0	0	0	0
OBV	71	Trgovinski krediti in avansi	1	1	0	0	0	0	0	0	0
OBV	79	Drugo	1	0	0	0	0	0	0	0	0
NETO		**Neto finančna sredstva**	-98	-105	6	0	5	1	0	0	0
			Gospodarstvo Slovenije/ *Total economy*	Nefinančne družbe/ *Non-financial corporations*	Finančne družbe/ *Financial corporations*	Centralna banka/ *Central Bank*	Druge denarne finančne institucije/ *Other monetary financial institutions*	Drugi finančni posredniki / *Other financial intermediaries*	Izvajalci pomožnih finančnih dejavnosti/ *Financial auxiliaries*	Zavarovalnice in pokojninski skladi/ *Insurance corporations and pension funds*	Država/ *General government*
			S1	S11	S12	S121	S122	S123	S124	S125	S13

S.1313 – Local government

Non-consolidated financial accounts – revaluation changes 2006 B.1.10.3.

EUR millions

B.1.10.3.

Institutional sectors												
S1311	S1313	S1314	S14	S15	S2	S21	S2111	S2112	S22	Financial instruments	Code	Item type
0	0	0	0	0	0	0	0	0	0	**Financial assets**	F	FAS
0	0	0	0	0	0	0	0	0	0	Monetary gold and SDRs	1	FAS
0	0	0	0	0	0	0	0	0	0	Currency and deposits	2	FAS
0	0	0	0	0	0	0	0	0	0	Currency	21	FAS
0	0	0	0	0	0	0	0	0	0	Transferable deposits	22	FAS
0	0	0	0	0	0	0	0	0	0	Other deposits	29	FAS
0	0	0	0	0	0	0	0	0	0	Securities other than shares	3	FAS
0	0	0	0	0	0	0	0	0	0	Short-term	331	FAS
0	0	0	0	0	0	0	0	0	0	Long-term	332	FAS
0	0	0	0	0	0	0	0	0	0	Financial derivatives	34	FAS
0	0	0	0	0	0	0	0	0	0	Loans	4	FAS
0	0	0	0	0	0	0	0	0	0	Short-term	41	FAS
0	0	0	0	0	0	0	0	0	0	Long-term	42	FAS
0	0	0	0	0	0	0	0	0	0	Shares and other equity	5	FAS
0	0	0	0	0	0	0	0	0	0	Quoted shares	511	FAS
0	0	0	0	0	0	0	0	0	0	Unquoted shares	512	FAS
0	0	0	0	0	0	0	0	0	0	Other equity	513	FAS
0	0	0	0	0	0	0	0	0	0	Mutual funds shares	52	FAS
0	0	0	0	0	0	0	0	0	0	Insurance technical reserves	6	FAS
0	0	0	0	0	0	0	0	0	0	Life insurance reserves	611	FAS
0	0	0	0	0	0	0	0	0	0	Pension fund reserves	612	FAS
0	0	0	0	0	0	0	0	0	0	Other technical reserves	62	FAS
0	0	0	0	0	0	0	0	0	0	Other accounts receivable	7	FAS
0	0	0	0	0	0	0	0	0	0	Trade credits and advances	71	FAS
0	0	0	0	0	0	0	0	0	0	Other	79	FAS
0	0	0	0	0	0	0	0	0	0	**Liabilities**	F	LIA
0	0	0	0	0	0	0	0	0	0	Currency and deposits	2	LIA
0	0	0	0	0	0	0	0	0	0	Currency	21	LIA
0	0	0	0	0	0	0	0	0	0	Transferable deposits	22	LIA
0	0	0	0	0	0	0	0	0	0	Other deposits	29	LIA
0	0	0	0	0	0	0	0	0	0	Securities other than shares	3	LIA
0	0	0	0	0	0	0	0	0	0	Short-term	331	LIA
0	0	0	0	0	0	0	0	0	0	Long-term	332	LIA
0	0	0	0	0	0	0	0	0	0	Financial derivatives	34	LIA
0	0	0	0	0	0	0	0	0	0	Loans	4	LIA
0	0	0	0	0	0	0	0	0	0	Short-term	41	LIA
0	0	0	0	0	0	0	0	0	0	Long-term	42	LIA
0	0	0	0	0	0	0	0	0	0	Shares and other equity	5	LIA
0	0	0	0	0	0	0	0	0	0	Quoted shares	511	LIA
0	0	0	0	0	0	0	0	0	0	Unquoted shares	512	LIA
0	0	0	0	0	0	0	0	0	0	Other equity	513	LIA
0	0	0	0	0	0	0	0	0	0	Mutual funds shares	52	LIA
0	0	0	0	0	0	0	0	0	0	Insurance technical reserves	6	LIA
0	0	0	0	0	0	0	0	0	0	Life insurance reserves	611	LIA
0	0	0	0	0	0	0	0	0	0	Pension fund reserves	612	LIA
0	0	0	0	0	0	0	0	0	0	Other technical reserves	62	LIA
0	0	0	0	0	0	0	0	0	0	Other accounts payable	7	LIA
0	0	0	0	0	0	0	0	0	0	Trade credits and advances	71	LIA
0	0	0	0	0	0	0	0	0	0	Other	79	LIA
0	0	0	0	0	0	0	0	0	0	**Net financial assets**		NETO
Centralna država/ *Central government*	Lokalna država/ *Local government*	Skladi socialne varnosti/ *Social security funds*	Gospodinjstva/ *Households*	Nepr. instit., ki opravljajo storitve za gospod./ *Non-profit institutions serving households*	Tujina/ *Rest of the world*	EU/ *European Union*	EMU/ *Members of the EMU*	Ostale članice EU/ *European Union, not EMU*	Ostali (izven EU)/ *Others (not EU)*			
S1311	S1313	S1314	S14	S15	S2	S21	S2111	S2112	S22			

S.1313 - lokalna država

B.1.10.4. Nekonsolidirani finančni računi - stanja 2006 (konec leta)

v mio EUR

B.1.10.4.

Vrsta post.	Oznaka	Finančni instrumenti	Institucionalni sektorji								
			S1	S11	S12	S121	S122	S123	S124	S125	S13
FSR	F	**Finančna sredstva**	1.029	553	357	7	343	4	1	1	63
FSR	1	Monetarno zlato in SDR	0	0	0	0	0	0	0	0	0
FSR	2	Gotovina in vloge	338	0	338	7	330	0	0	0	0
FSR	21	Gotovina	2	0	2	2	0	0	0	0	0
FSR	22	Prenosljive vloge	71	0	71	6	66	0	0	0	0
FSR	29	Druge vloge	264	0	264	0	264	0	0	0	0
FSR	3	Vrednostni papirji razen delnic	5	0	3	0	3	0	0	0	2
FSR	331	Kratkoročni	2	0	0	0	0	0	0	0	2
FSR	332	Dolgoročni	4	0	3	0	3	0	0	0	1
FSR	34	Izvedeni finančni instrumenti	0	0	0	0	0	0	0	0	0
FSR	4	Posojila	22	4	0	0	0	0	0	0	8
FSR	41	Kratkoročna	0	0	0	0	0	0	0	0	0
FSR	42	Dolgoročna	21	4	0	0	0	0	0	0	8
FSR	5	Delnice in drug lastniški kapital	469	456	12	0	9	3	0	0	1
FSR	511	Delnice, ki kotirajo	23	23	0	0	0	0	0	0	0
FSR	512	Delnice, ki ne kotirajo	94	83	9	0	9	0	0	0	1
FSR	513	Drug lastniški kapital	350	350	0	0	0	0	0	0	0
FSR	52	Delnice/enote investicijskih skladov	3	0	3	0	0	3	0	0	0
FSR	6	Zavarovalno tehnične rezervacije	1	0	1	0	0	0	0	1	0
FSR	611	Rezervacije iz življenjskih zavarovanj	0	0	0	0	0	0	0	0	0
FSR	612	Rezervacije iz pokojninskih zavarovanj	0	0	0	0	0	0	0	0	0
FSR	62	Druge tehnične rezervacije	1	0	1	0	0	0	0	1	0
FSR	7	Druge terjatve	194	93	3	0	1	1	1	0	52
FSR	71	Trgovinski krediti in avansi	101	61	0	0	0	0	0	0	15
FSR	79	Drugo	93	32	3	0	1	1	1	0	37
OBV	F	**Obveznosti**	528	237	184	0	105	79	0	1	77
OBV	2	Gotovina in vloge	0	0	0	0	0	0	0	0	0
OBV	21	Gotovina	0	0	0	0	0	0	0	0	0
OBV	22	Prenosljive vloge	0	0	0	0	0	0	0	0	0
OBV	29	Druge vloge	0	0	0	0	0	0	0	0	0
OBV	3	Vrednostni papirji razen delnic	0	0	0	0	0	0	0	0	0
OBV	331	Kratkoročni	0	0	0	0	0	0	0	0	0
OBV	332	Dolgoročni	0	0	0	0	0	0	0	0	0
OBV	34	Izvedeni finančni instrumenti	0	0	0	0	0	0	0	0	0
OBV	4	Posojila	274	63	177	0	104	73	0	0	30
OBV	41	Kratkoročna	13	5	7	0	7	0	0	0	1
OBV	42	Dolgoročna	262	58	170	0	97	73	0	0	30
OBV	5	Delnice in drug lastniški kapital	0	0	0	0	0	0	0	0	0
OBV	511	Delnice, ki kotirajo	0	0	0	0	0	0	0	0	0
OBV	512	Delnice, ki ne kotirajo	0	0	0	0	0	0	0	0	0
OBV	513	Drug lastniški kapital	0	0	0	0	0	0	0	0	0
OBV	52	Delnice/enote investicijskih skladov	0	0	0	0	0	0	0	0	0
OBV	6	Zavarovalno tehnične rezervacije	0	0	0	0	0	0	0	0	0
OBV	611	Rezervacije iz življenjskih zavarovanj	0	0	0	0	0	0	0	0	0
OBV	612	Rezervacije iz pokojninskih zavarovanj	0	0	0	0	0	0	0	0	0
OBV	62	Druge tehnične rezervacije	0	0	0	0	0	0	0	0	0
OBV	7	Druge obveznosti	254	174	7	0	1	6	0	1	46
OBV	71	Trgovinski krediti in avansi	161	139	1	0	0	1	0	0	9
OBV	79	Drugo	93	35	6	0	1	5	0	1	37
NETO		**Neto finančna sredstva**	501	316	173	7	239	-75	1	1	-14
			Gospodarstvo Slovenije/ *Total economy*	Nefinančne družbe/ *Non-financial corporations*	Finančne družbe/ *Financial corporations*	Centralna banka/ *Central Bank*	Druge denarne finančne institucije/ *Other monetary financial institutions*	Drugi finančni posredniki / *Other financial intermediaries*	Izvajalci pomožnih finančnih dejavnosti/ *Financial auxiliaries*	Zavarovalnice in pokojninski skladi/ *Insurance corporations and pension funds*	Država/ *General government*
			S1	S11	S12	S121	S122	S123	S124	S125	S13

S.1313 – Local government

Non-consolidated financial accounts – outstanding amounts 2006 (end of year) B.1.10.4.

EUR millions

B.1.10.4.

Institutional sectors												
S1311	S1313	S1314	S14	S15	S2	S21	S2111	S2112	S22	Financial instruments	Code	Item type
12	39	12	55	1	1	1	1	0	0	**Financial assets**	F	FAS
0	0	0	0	0	0	0	0	0	0	Monetary gold and SDRs	1	FAS
0	0	0	0	0	0	0	0	0	0	Currency and deposits	2	FAS
0	0	0	0	0	0	0	0	0	0	Currency	21	FAS
0	0	0	0	0	0	0	0	0	0	Transferable deposits	22	FAS
0	0	0	0	0	0	0	0	0	0	Other deposits	29	FAS
2	0	0	0	0	0	0	0	0	0	Securities other than shares	3	FAS
2	0	0	0	0	0	0	0	0	0	Short-term	331	FAS
1	0	0	0	0	0	0	0	0	0	Long-term	332	FAS
0	0	0	0	0	0	0	0	0	0	Financial derivatives	34	FAS
0	8	0	10	0	0	0	0	0	0	Loans	4	FAS
0	0	0	0	0	0	0	0	0	0	Short-term	41	FAS
0	8	0	10	0	0	0	0	0	0	Long-term	42	FAS
1	0	0	0	0	0	0	0	0	0	Shares and other equity	5	FAS
0	0	0	0	0	0	0	0	0	0	Quoted shares	511	FAS
1	0	0	0	0	0	0	0	0	0	Unquoted shares	512	FAS
0	0	0	0	0	0	0	0	0	0	Other equity	513	FAS
0	0	0	0	0	0	0	0	0	0	Mutual funds shares	52	FAS
0	0	0	0	0	0	0	0	0	0	Insurance technical reserves	6	FAS
0	0	0	0	0	0	0	0	0	0	Life insurance reserves	611	FAS
0	0	0	0	0	0	0	0	0	0	Pension fund reserves	612	FAS
0	0	0	0	0	0	0	0	0	0	Other technical reserves	62	FAS
8	32	12	45	1	1	1	1	0	0	Other accounts receivable	7	FAS
7	6	2	24	1	0	0	0	0	0	Trade credits and advances	71	FAS
2	25	10	21	0	1	1	1	0	0	Other	79	FAS
37	39	0	26	4	0	0	0	0	0	**Liabilities**	F	LIA
0	0	0	0	0	0	0	0	0	0	Currency and deposits	2	LIA
0	0	0	0	0	0	0	0	0	0	Currency	21	LIA
0	0	0	0	0	0	0	0	0	0	Transferable deposits	22	LIA
0	0	0	0	0	0	0	0	0	0	Other deposits	29	LIA
0	0	0	0	0	0	0	0	0	0	Securities other than shares	3	LIA
0	0	0	0	0	0	0	0	0	0	Short-term	331	LIA
0	0	0	0	0	0	0	0	0	0	Long-term	332	LIA
0	0	0	0	0	0	0	0	0	0	Financial derivatives	34	LIA
23	8	0	3	0	0	0	0	0	0	Loans	4	LIA
1	0	0	0	0	0	0	0	0	0	Short-term	41	LIA
22	8	0	3	0	0	0	0	0	0	Long-term	42	LIA
0	0	0	0	0	0	0	0	0	0	Shares and other equity	5	LIA
0	0	0	0	0	0	0	0	0	0	Quoted shares	511	LIA
0	0	0	0	0	0	0	0	0	0	Unquoted shares	512	LIA
0	0	0	0	0	0	0	0	0	0	Other equity	513	LIA
0	0	0	0	0	0	0	0	0	0	Mutual funds shares	52	LIA
0	0	0	0	0	0	0	0	0	0	Insurance technical reserves	6	LIA
0	0	0	0	0	0	0	0	0	0	Life insurance reserves	611	LIA
0	0	0	0	0	0	0	0	0	0	Pension fund reserves	612	LIA
0	0	0	0	0	0	0	0	0	0	Other technical reserves	62	LIA
14	32	0	22	4	0	0	0	0	0	Other accounts payable	7	LIA
3	6	0	8	3	0	0	0	0	0	Trade credits and advances	71	LIA
12	25	0	14	1	0	0	0	0	0	Other	79	LIA
-25	0	11	29	-3	1	1	1	0	0	**Net financial assets**		NETO
Centralna država/ *Central government*	Lokalna država/ *Local government*	Skladi socialne varnosti/ *Social security funds*	Gospodinjstva/ *Households*	Nepr. instit., ki opravljajo storitve za gospod./ *Non-profit institutions serving households*	Tujina/ *Rest of the world*	EU/ *European Union*	EMU/ *Members of the EMU*	Ostale članice EU/ *European Union, not EMU*	Ostali (izven EU)/ *Others (not EU)*			
S1311	S1313	S1314	S14	S15	S2	S21	S2111	S2112	S22			

S.1314 - skladi socialne varnosti

B.1.11.1. Nekonsolidirani finančni računi - stanja 2005 (konec leta)

v mio EUR

B.1.11.1.

Vrsta post.	Oznaka	Finančni instrumenti	Institucionalni sektorji								
			S1	S11	S12	S121	S122	S123	S124	S125	S13
FSR	F	**Finančna sredstva**	1.616	1.211	282	0	165	10	1	106	118
FSR	1	Monetarno zlato in SDR	0	0	0	0	0	0	0	0	0
FSR	2	Gotovina in vloge	82	0	82	0	82	0	0	0	0
FSR	21	Gotovina	0	0	0	0	0	0	0	0	0
FSR	22	Prenosljive vloge	5	0	5	0	5	0	0	0	0
FSR	29	Druge vloge	77	0	77	0	77	0	0	0	0
FSR	3	Vrednostni papirji razen delnic	138	8	42	0	39	0	0	3	89
FSR	331	Kratkoročni	12	0	0	0	0	0	0	0	12
FSR	332	Dolgoročni	127	8	42	0	39	0	0	3	77
FSR	34	Izvedeni finančni instrumenti	0	0	0	0	0	0	0	0	0
FSR	4	Posojila	25	0	0	0	0	0	0	0	24
FSR	41	Kratkoročna	24	0	0	0	0	0	0	0	24
FSR	42	Dolgoročna	1	0	0	0	0	0	0	0	0
FSR	5	Delnice in drug lastniški kapital	1.153	1.004	148	0	38	9	0	101	0
FSR	511	Delnice, ki kotirajo	574	573	1	0	0	1	0	0	0
FSR	512	Delnice, ki ne kotirajo	471	331	139	0	38	0	0	101	0
FSR	513	Drug lastniški kapital	100	100	0	0	0	0	0	0	0
FSR	52	Delnice/enote investicijskih skladov	8	0	8	0	0	8	0	0	0
FSR	6	Zavarovalno tehnične rezervacije	0	0	0	0	0	0	0	0	0
FSR	611	Rezervacije iz življenjskih zavarovanj	0	0	0	0	0	0	0	0	0
FSR	612	Rezervacije iz pokojninskih zavarovanj	0	0	0	0	0	0	0	0	0
FSR	62	Druge tehnične rezervacije	0	0	0	0	0	0	0	0	0
FSR	7	Druge terjatve	217	199	10	0	6	1	0	2	5
FSR	71	Trgovinski krediti in avansi	15	8	2	0	0	0	0	2	4
FSR	79	Drugo	203	191	8	0	6	1	0	0	1
OBV	F	**Obveznosti**	1.320	41	22	0	17	3	1	0	1.233
OBV	2	Gotovina in vloge	0	0	0	0	0	0	0	0	0
OBV	21	Gotovina	0	0	0	0	0	0	0	0	0
OBV	22	Prenosljive vloge	0	0	0	0	0	0	0	0	0
OBV	29	Druge vloge	0	0	0	0	0	0	0	0	0
OBV	3	Vrednostni papirji razen delnic	0	0	0	0	0	0	0	0	0
OBV	331	Kratkoročni	0	0	0	0	0	0	0	0	0
OBV	332	Dolgoročni	0	0	0	0	0	0	0	0	0
OBV	34	Izvedeni finančni instrumenti	0	0	0	0	0	0	0	0	0
OBV	4	Posojila	20	0	20	0	17	3	0	0	0
OBV	41	Kratkoročna	17	0	17	0	17	0	0	0	0
OBV	42	Dolgoročna	3	0	3	0	0	3	0	0	0
OBV	5	Delnice in drug lastniški kapital	1.208	0	0	0	0	0	0	0	1.208
OBV	511	Delnice, ki kotirajo	0	0	0	0	0	0	0	0	0
OBV	512	Delnice, ki ne kotirajo	1.208	0	0	0	0	0	0	0	1.208
OBV	513	Drug lastniški kapital	0	0	0	0	0	0	0	0	0
OBV	52	Delnice/enote investicijskih skladov	0	0	0	0	0	0	0	0	0
OBV	6	Zavarovalno tehnične rezervacije	0	0	0	0	0	0	0	0	0
OBV	611	Rezervacije iz življenjskih zavarovanj	0	0	0	0	0	0	0	0	0
OBV	612	Rezervacije iz pokojninskih zavarovanj	0	0	0	0	0	0	0	0	0
OBV	62	Druge tehnične rezervacije	0	0	0	0	0	0	0	0	0
OBV	7	Druge obveznosti	92	41	2	0	1	0	1	0	25
OBV	71	Trgovinski krediti in avansi	61	33	0	0	0	0	0	0	22
OBV	79	Drugo	31	8	1	0	1	0	1	0	2
NETO		**Neto finančna sredstva**	296	1.170	261	0	148	6	0	106	-1.115
			Gospodarstvo Slovenije/ *Total economy*	Nefinančne družbe/ *Non-financial corporations*	Finančne družbe/ *Financial corporations*	Centralna banka/ *Central Bank*	Druge denarne finančne institucije/ *Other monetary financial institutions*	Drugi finančni posredniki / *Other financial intermediaries*	Izvajalci pomožnih finančnih dejavnosti/ *Financial auxiliaries*	Zavarovalnice in pokojninski skladi/ *Insurance corporations and pension funds*	Država/ *General government*
			S1	S11	S12	S121	S122	S123	S124	S125	S13

S.1314 – Social security funds

Non-consolidated financial accounts – outstanding amounts 2005 (end of year) B.1.11.1.

EUR millions

Institutional sectors												
S1311	S1313	S1314	S14	S15	S2	S21	S2111	S2112	S22	Financial instruments	Code	Item type
116	1	1	4	0	165	92	83	9	73	**Financial assets**	F	FAS
0	0	0	0	0	0	0	0	0	0	Monetary gold and SDRs	1	FAS
0	0	0	0	0	0	0	0	0	0	Currency and deposits	2	FAS
0	0	0	0	0	0	0	0	0	0	Currency	21	FAS
0	0	0	0	0	0	0	0	0	0	Transferable deposits	22	FAS
0	0	0	0	0	0	0	0	0	0	Other deposits	29	FAS
89	0	0	0	0	60	42	37	5	18	Securities other than shares	3	FAS
12	0	0	0	0	0	0	0	0	0	Short-term	331	FAS
77	0	0	0	0	60	42	37	5	18	Long-term	332	FAS
0	0	0	0	0	0	0	0	0	0	Financial derivatives	34	FAS
24	0	0	1	0	0	0	0	0	0	Loans	4	FAS
24	0	0	0	0	0	0	0	0	0	Short-term	41	FAS
0	0	0	1	0	0	0	0	0	0	Long-term	42	FAS
0	0	0	0	0	97	42	37	4	55	Shares and other equity	5	FAS
0	0	0	0	0	81	42	37	4	40	Quoted shares	511	FAS
0	0	0	0	0	0	0	0	0	0	Unquoted shares	512	FAS
0	0	0	0	0	0	0	0	0	0	Other equity	513	FAS
0	0	0	0	0	15	0	0	0	15	Mutual funds shares	52	FAS
0	0	0	0	0	0	0	0	0	0	Insurance technical reserves	6	FAS
0	0	0	0	0	0	0	0	0	0	Life insurance reserves	611	FAS
0	0	0	0	0	0	0	0	0	0	Pension fund reserves	612	FAS
0	0	0	0	0	0	0	0	0	0	Other technical reserves	62	FAS
3	1	1	3	0	9	9	8	0	0	Other accounts receivable	7	FAS
3	1	0	1	0	9	9	8	0	0	Trade credits and advances	71	FAS
0	0	1	2	0	0	0	0	0	0	Other	79	FAS
1.230	2	1	7	17	3	3	3	0	0	**Liabilities**	F	LIA
0	0	0	0	0	0	0	0	0	0	Currency and deposits	2	LIA
0	0	0	0	0	0	0	0	0	0	Currency	21	LIA
0	0	0	0	0	0	0	0	0	0	Transferable deposits	22	LIA
0	0	0	0	0	0	0	0	0	0	Other deposits	29	LIA
0	0	0	0	0	0	0	0	0	0	Securities other than shares	3	LIA
0	0	0	0	0	0	0	0	0	0	Short-term	331	LIA
0	0	0	0	0	0	0	0	0	0	Long-term	332	LIA
0	0	0	0	0	0	0	0	0	0	Financial derivatives	34	LIA
0	0	0	0	0	0	0	0	0	0	Loans	4	LIA
0	0	0	0	0	0	0	0	0	0	Short-term	41	LIA
0	0	0	0	0	0	0	0	0	0	Long-term	42	LIA
1.208	0	0	0	0	0	0	0	0	0	Shares and other equity	5	LIA
0	0	0	0	0	0	0	0	0	0	Quoted shares	511	LIA
1.208	0	0	0	0	0	0	0	0	0	Unquoted shares	512	LIA
0	0	0	0	0	0	0	0	0	0	Other equity	513	LIA
0	0	0	0	0	0	0	0	0	0	Mutual funds shares	52	LIA
0	0	0	0	0	0	0	0	0	0	Insurance technical reserves	6	LIA
0	0	0	0	0	0	0	0	0	0	Life insurance reserves	611	LIA
0	0	0	0	0	0	0	0	0	0	Pension fund reserves	612	LIA
0	0	0	0	0	0	0	0	0	0	Other technical reserves	62	LIA
22	2	1	7	17	3	2	2	0	0	Other accounts payable	7	LIA
20	2	0	5	1	3	2	2	0	0	Trade credits and advances	71	LIA
1	0	1	2	17	0	0	0	0	0	Other	79	LIA
-1.114	-1	0	-3	-17	162	89	80	9	73	**Net financial assets**		NETO
Centralna država/ *Central government*	Lokalna država/ *Local government*	Skladi socialne varnosti/ *Social security funds*	Gospodinjstva/ *Households*	Nepr. instit., ki opravljajo storitve za gospod./ *Non-profit institutions serving households*	Tujina/ *Rest of the world*	EU/ *European Union*	EMU/ *Members of the EMU*	Ostale članice EU/ *European Union, not EMU*	Ostali (izven EU)/ *Others (not EU)*			
S1311	S1313	S1314	S14	S15	S2	S21	S2111	S2112	S22			

B.1.11.1.

S.1314 - skladi socialne varnosti

B.1.11.2. Nekonsolidirani finančni računi - transakcije 2006

v mio EUR

B.1.11.2.

Vrsta post.	Oznaka	Finančni instrumenti	Institucionalni sektorji								
			S1	S11	S12	S121	S122	S123	S124	S125	S13
FSR	F	**Finančna sredstva**	-20	-10	-38	0	-44	2	0	4	28
FSR	1	Monetarno zlato in SDR	0	0	0	0	0	0	0	0	0
FSR	2	Gotovina in vloge	-38	0	-38	0	-38	0	0	0	0
FSR	21	Gotovina	0	0	0	0	0	0	0	0	0
FSR	22	Prenosljive vloge	8	0	8	0	8	0	0	0	0
FSR	29	Druge vloge	-46	0	-46	0	-46	0	0	0	0
FSR	3	Vrednostni papirji razen delnic	8	1	-5	0	-6	0	0	2	12
FSR	331	Kratkoročni	1	1	0	0	0	0	0	0	0
FSR	332	Dolgoročni	6	0	-5	0	-7	0	0	2	12
FSR	34	Izvedeni finančni instrumenti	1	0	1	0	1	0	0	0	0
FSR	4	Posojila	6	0	0	0	0	0	0	0	6
FSR	41	Kratkoročna	6	0	0	0	0	0	0	0	6
FSR	42	Dolgoročna	0	0	0	0	0	0	0	0	0
FSR	5	Delnice in drug lastniški kapital	-8	-10	2	0	0	2	0	0	0
FSR	511	Delnice, ki kotirajo	15	15	-1	0	0	-1	0	0	0
FSR	512	Delnice, ki ne kotirajo	-29	-29	0	0	0	0	0	0	0
FSR	513	Drug lastniški kapital	4	4	0	0	0	0	0	0	0
FSR	52	Delnice/enote investicijskih skladov	2	0	2	0	0	2	0	0	0
FSR	6	Zavarovalno tehnične rezervacije	2	0	2	0	0	0	0	2	0
FSR	611	Rezervacije iz življenjskih zavarovanj	0	0	0	0	0	0	0	0	0
FSR	612	Rezervacije iz pokojninskih zavarovanj	0	0	0	0	0	0	0	0	0
FSR	62	Druge tehnične rezervacije	2	0	2	0	0	0	0	2	0
FSR	7	Druge terjatve	9	-1	0	0	0	0	0	0	10
FSR	71	Trgovinski krediti in avansi	-4	1	-2	0	0	0	0	-2	-3
FSR	79	Drugo	13	-3	2	0	0	0	0	2	13
OBV	F	**Obveznosti**	-27	-11	-17	0	-16	0	-1	0	3
OBV	2	Gotovina in vloge	0	0	0	0	0	0	0	0	0
OBV	21	Gotovina	0	0	0	0	0	0	0	0	0
OBV	22	Prenosljive vloge	0	0	0	0	0	0	0	0	0
OBV	29	Druge vloge	0	0	0	0	0	0	0	0	0
OBV	3	Vrednostni papirji razen delnic	0	0	0	0	0	0	0	0	0
OBV	331	Kratkoročni	0	0	0	0	0	0	0	0	0
OBV	332	Dolgoročni	0	0	0	0	0	0	0	0	0
OBV	34	Izvedeni finančni instrumenti	0	0	0	0	0	0	0	0	0
OBV	4	Posojila	-17	0	-17	0	-17	0	0	0	0
OBV	41	Kratkoročna	-17	0	-17	0	-17	0	0	0	0
OBV	42	Dolgoročna	0	0	0	0	0	0	0	0	0
OBV	5	Delnice in drug lastniški kapital	0	0	0	0	0	0	0	0	0
OBV	511	Delnice, ki kotirajo	0	0	0	0	0	0	0	0	0
OBV	512	Delnice, ki ne kotirajo	0	0	0	0	0	0	0	0	0
OBV	513	Drug lastniški kapital	0	0	0	0	0	0	0	0	0
OBV	52	Delnice/enote investicijskih skladov	0	0	0	0	0	0	0	0	0
OBV	6	Zavarovalno tehnične rezervacije	0	0	0	0	0	0	0	0	0
OBV	611	Rezervacije iz življenjskih zavarovanj	0	0	0	0	0	0	0	0	0
OBV	612	Rezervacije iz pokojninskih zavarovanj	0	0	0	0	0	0	0	0	0
OBV	62	Druge tehnične rezervacije	0	0	0	0	0	0	0	0	0
OBV	7	Druge obveznosti	-11	-11	0	0	1	0	-1	0	3
OBV	71	Trgovinski krediti in avansi	-12	-4	0	0	0	0	0	0	-7
OBV	79	Drugo	1	-7	0	0	1	0	-1	0	10
NETO		**Neto finančna sredstva**	8	1	-21	0	-28	2	1	4	26
			Gospodarstvo Slovenije/ *Total economy*	Nefinančne družbe/ *Non-financial corporations*	Finančne družbe/ *Financial corporations*	Centralna banka/ *Central Bank*	Druge denarne finančne institucije/ *Other monetary financial institutions*	Drugi finančni posredniki / *Other financial intermediaries*	Izvajalci pomožnih finančnih dejavnosti/ *Financial auxiliaries*	Zavarovalnice in pokojninski skladi/ *Insurance corporations and pension funds*	Država/ *General government*
			S1	S11	S12	S121	S122	S123	S124	S125	S13

S.1314 – Social security funds

Non-consolidated financial accounts – transactions 2006 B.1.11.2.

EUR millions

Institutional sectors												
S1311	S1313	S1314	S14	S15	S2	S21	S2111	S2112	S22	Financial instruments	Code	Item type
28	-1	0	0	0	7	24	15	9	-17	**Financial assets**	F	FAS
0	0	0	0	0	0	0	0	0	0	Monetary gold and SDRs	1	FAS
0	0	0	0	0	0	0	0	0	0	Currency and deposits	2	FAS
0	0	0	0	0	0	0	0	0	0	Currency	21	FAS
0	0	0	0	0	0	0	0	0	0	Transferable deposits	22	FAS
0	0	0	0	0	0	0	0	0	0	Other deposits	29	FAS
12	0	0	0	0	20	17	13	4	3	Securities other than shares	3	FAS
0	0	0	0	0	4	1	0	1	3	Short-term	331	FAS
12	0	0	0	0	17	16	13	3	1	Long-term	332	FAS
0	0	0	0	0	0	0	0	0	0	Financial derivatives	34	FAS
6	0	0	0	0	0	0	0	0	0	Loans	4	FAS
6	0	0	0	0	0	0	0	0	0	Short-term	41	FAS
0	0	0	0	0	0	0	0	0	0	Long-term	42	FAS
0	0	0	0	0	-15	7	3	3	-22	Shares and other equity	5	FAS
0	0	0	0	0	-19	-1	-4	3	-18	Quoted shares	511	FAS
0	0	0	0	0	0	0	0	0	0	Unquoted shares	512	FAS
0	0	0	0	0	0	0	0	0	0	Other equity	513	FAS
0	0	0	0	0	4	8	8	0	-4	Mutual funds shares	52	FAS
0	0	0	0	0	0	0	0	0	0	Insurance technical reserves	6	FAS
0	0	0	0	0	0	0	0	0	0	Life insurance reserves	611	FAS
0	0	0	0	0	0	0	0	0	0	Pension fund reserves	612	FAS
0	0	0	0	0	0	0	0	0	0	Other technical reserves	62	FAS
10	-1	0	0	0	1	0	-1	1	1	Other accounts receivable	7	FAS
-2	-1	0	0	0	0	-1	-1	0	0	Trade credits and advances	71	FAS
13	0	0	1	0	2	1	0	1	1	Other	79	FAS
-8	10	0	0	-3	0	-1	-1	0	1	**Liabilities**	F	LIA
0	0	0	0	0	0	0	0	0	0	Currency and deposits	2	LIA
0	0	0	0	0	0	0	0	0	0	Currency	21	LIA
0	0	0	0	0	0	0	0	0	0	Transferable deposits	22	LIA
0	0	0	0	0	0	0	0	0	0	Other deposits	29	LIA
0	0	0	0	0	0	0	0	0	0	Securities other than shares	3	LIA
0	0	0	0	0	0	0	0	0	0	Short-term	331	LIA
0	0	0	0	0	0	0	0	0	0	Long-term	332	LIA
0	0	0	0	0	0	0	0	0	0	Financial derivatives	34	LIA
0	0	0	0	0	0	0	0	0	0	Loans	4	LIA
0	0	0	0	0	0	0	0	0	0	Short-term	41	LIA
0	0	0	0	0	0	0	0	0	0	Long-term	42	LIA
0	0	0	0	0	0	0	0	0	0	Shares and other equity	5	LIA
0	0	0	0	0	0	0	0	0	0	Quoted shares	511	LIA
0	0	0	0	0	0	0	0	0	0	Unquoted shares	512	LIA
0	0	0	0	0	0	0	0	0	0	Other equity	513	LIA
0	0	0	0	0	0	0	0	0	0	Mutual funds shares	52	LIA
0	0	0	0	0	0	0	0	0	0	Insurance technical reserves	6	LIA
0	0	0	0	0	0	0	0	0	0	Life insurance reserves	611	LIA
0	0	0	0	0	0	0	0	0	0	Pension fund reserves	612	LIA
0	0	0	0	0	0	0	0	0	0	Other technical reserves	62	LIA
-8	10	0	0	-3	0	-1	-1	0	1	Other accounts payable	7	LIA
-7	0	0	0	0	-1	-1	-1	0	0	Trade credits and advances	71	LIA
0	10	0	0	-2	1	0	0	0	1	Other	79	LIA
36	-10	0	0	2	7	25	16	9	-18	**Net financial assets**		NETO
Centralna država/ *Central government*	Lokalna država/ *Local government*	Skladi socialne varnosti/ *Social security funds*	Gospodinjstva/ *Households*	Nepr. instit., ki opravljajo storitve za gospod./ *Non-profit institutions serving households*	Tujina/ *Rest of the world*	EU/ *European Union*	EMU/ *Members of the EMU*	Ostale članice EU/ *European Union, not EMU*	Ostali (izven EU)/ *Others (not EU)*			
S1311	S1313	S1314	S14	S15	S2	S21	S2111	S2112	S22			

B.1.11.2.

S.1314 - skladi socialne varnosti

B.1.11.3. Nekonsolidirani finančni računi - vrednostne spremembe 2006

v mio EUR

B.1.11.3.

Vrsta post.	Oznaka	Finančni instrumenti	Institucionalni sektorji								
			S1	S11	S12	S121	S122	S123	S124	S125	S13
FSR	F	**Finančna sredstva**	409	309	102	0	5	-2	0	99	-2
FSR	1	Monetarno zlato in SDR	0	0	0	0	0	0	0	0	0
FSR	2	Gotovina in vloge	0	0	0	0	0	0	0	0	0
FSR	21	Gotovina	0	0	0	0	0	0	0	0	0
FSR	22	Prenosljive vloge	0	0	0	0	0	0	0	0	0
FSR	29	Druge vloge	0	0	0	0	0	0	0	0	0
FSR	3	Vrednostni papirji razen delnic	1	0	3	0	3	0	0	0	-2
FSR	331	Kratkoročni	0	0	0	0	0	0	0	0	0
FSR	332	Dolgoročni	2	0	4	0	4	0	0	0	-2
FSR	34	Izvedeni finančni instrumenti	-1	0	-1	0	-1	0	0	0	0
FSR	4	Posojila	0	0	0	0	0	0	0	0	0
FSR	41	Kratkoročna	0	0	0	0	0	0	0	0	0
FSR	42	Dolgoročna	0	0	0	0	0	0	0	0	0
FSR	5	Delnice in drug lastniški kapital	407	308	99	0	2	-2	0	99	0
FSR	511	Delnice, ki kotirajo	359	359	0	0	0	0	0	0	0
FSR	512	Delnice, ki ne kotirajo	48	-54	102	0	2	0	0	99	0
FSR	513	Drug lastniški kapital	2	2	0	0	0	0	0	0	0
FSR	52	Delnice/enote investicijskih skladov	-3	0	-3	0	0	-3	0	0	0
FSR	6	Zavarovalno tehnične rezervacije	0	0	0	0	0	0	0	0	0
FSR	611	Rezervacije iz življenjskih zavarovanj	0	0	0	0	0	0	0	0	0
FSR	612	Rezervacije iz pokojninskih zavarovanj	0	0	0	0	0	0	0	0	0
FSR	62	Druge tehnične rezervacije	0	0	0	0	0	0	0	0	0
FSR	7	Druge terjatve	1	1	0	0	0	0	0	0	0
FSR	71	Trgovinski krediti in avansi	0	0	0	0	0	0	0	0	0
FSR	79	Drugo	1	1	0	0	0	0	0	0	0
OBV	F	**Obveznosti**	340	1	-1	0	-1	0	0	0	340
OBV	2	Gotovina in vloge	0	0	0	0	0	0	0	0	0
OBV	21	Gotovina	0	0	0	0	0	0	0	0	0
OBV	22	Prenosljive vloge	0	0	0	0	0	0	0	0	0
OBV	29	Druge vloge	0	0	0	0	0	0	0	0	0
OBV	3	Vrednostni papirji razen delnic	0	0	0	0	0	0	0	0	0
OBV	331	Kratkoročni	0	0	0	0	0	0	0	0	0
OBV	332	Dolgoročni	0	0	0	0	0	0	0	0	0
OBV	34	Izvedeni finančni instrumenti	0	0	0	0	0	0	0	0	0
OBV	4	Posojila	0	0	0	0	0	0	0	0	0
OBV	41	Kratkoročna	0	0	0	0	0	0	0	0	0
OBV	42	Dolgoročna	0	0	0	0	0	0	0	0	0
OBV	5	Delnice in drug lastniški kapital	340	0	0	0	0	0	0	0	340
OBV	511	Delnice, ki kotirajo	0	0	0	0	0	0	0	0	0
OBV	512	Delnice, ki ne kotirajo	340	0	0	0	0	0	0	0	340
OBV	513	Drug lastniški kapital	0	0	0	0	0	0	0	0	0
OBV	52	Delnice/enote investicijskih skladov	0	0	0	0	0	0	0	0	0
OBV	6	Zavarovalno tehnične rezervacije	0	0	0	0	0	0	0	0	0
OBV	611	Rezervacije iz življenjskih zavarovanj	0	0	0	0	0	0	0	0	0
OBV	612	Rezervacije iz pokojninskih zavarovanj	0	0	0	0	0	0	0	0	0
OBV	62	Druge tehnične rezervacije	0	0	0	0	0	0	0	0	0
OBV	7	Druge obveznosti	0	1	-1	0	-1	0	0	0	0
OBV	71	Trgovinski krediti in avansi	1	1	0	0	0	0	0	0	0
OBV	79	Drugo	0	0	-1	0	-1	0	0	0	0
NETO		**Neto finančna sredstva**	69	308	103	0	6	-2	0	99	-342
			Gospodarstvo Slovenije/ *Total economy*	Nefinančne družbe/ *Non-financial corporations*	Finančne družbe/ *Financial corporations*	Centralna banka/ *Central Bank*	Druge denarne finančne institucije/ *Other monetary financial institutions*	Drugi finančni posredniki / *Other financial intermediaries*	Izvajalci pomožnih finančnih dejavnosti/ *Financial auxiliaries*	Zavarovalnice in pokojninski skladi/ *Insurance corporations and pension funds*	Država/ *General government*
			S1	S11	S12	S121	S122	S123	S124	S125	S13

S.1314 – Social security funds

Non-consolidated financial accounts – revaluation changes 2006 B.1.11.3.

EUR millions

Institutional sectors												
S1311	S1313	S1314	S14	S15	S2	S21	S2111	S2112	S22	Financial instruments	Code	Item type
-2	0	0	0	0	17	6	4	1	12	**Financial assets**	F	FAS
0	0	0	0	0	0	0	0	0	0	Monetary gold and SDRs	1	FAS
0	0	0	0	0	0	0	0	0	0	Currency and deposits	2	FAS
0	0	0	0	0	0	0	0	0	0	Currency	21	FAS
0	0	0	0	0	0	0	0	0	0	Transferable deposits	22	FAS
0	0	0	0	0	0	0	0	0	0	Other deposits	29	FAS
-2	0	0	0	0	0	0	0	0	0	Securities other than shares	3	FAS
0	0	0	0	0	0	0	0	0	0	Short-term	331	FAS
-2	0	0	0	0	0	0	0	0	0	Long-term	332	FAS
0	0	0	0	0	0	0	0	0	0	Financial derivatives	34	FAS
0	0	0	0	0	0	0	0	0	0	Loans	4	FAS
0	0	0	0	0	0	0	0	0	0	Short-term	41	FAS
0	0	0	0	0	0	0	0	0	0	Long-term	42	FAS
0	0	0	0	0	18	5	5	1	12	Shares and other equity	5	FAS
0	0	0	0	0	17	5	5	1	12	Quoted shares	511	FAS
0	0	0	0	0	0	0	0	0	0	Unquoted shares	512	FAS
0	0	0	0	0	0	0	0	0	0	Other equity	513	FAS
0	0	0	0	0	0	0	0	0	0	Mutual funds shares	52	FAS
0	0	0	0	0	0	0	0	0	0	Insurance technical reserves	6	FAS
0	0	0	0	0	0	0	0	0	0	Life insurance reserves	611	FAS
0	0	0	0	0	0	0	0	0	0	Pension fund reserves	612	FAS
0	0	0	0	0	0	0	0	0	0	Other technical reserves	62	FAS
0	0	0	0	0	0	0	0	0	0	Other accounts receivable	7	FAS
0	0	0	0	0	0	0	0	0	0	Trade credits and advances	71	FAS
0	0	0	0	0	0	0	0	0	0	Other	79	FAS
340	0	0	0	0	0	0	0	0	0	**Liabilities**	F	LIA
0	0	0	0	0	0	0	0	0	0	Currency and deposits	2	LIA
0	0	0	0	0	0	0	0	0	0	Currency	21	LIA
0	0	0	0	0	0	0	0	0	0	Transferable deposits	22	LIA
0	0	0	0	0	0	0	0	0	0	Other deposits	29	LIA
0	0	0	0	0	0	0	0	0	0	Securities other than shares	3	LIA
0	0	0	0	0	0	0	0	0	0	Short-term	331	LIA
0	0	0	0	0	0	0	0	0	0	Long-term	332	LIA
0	0	0	0	0	0	0	0	0	0	Financial derivatives	34	LIA
0	0	0	0	0	0	0	0	0	0	Loans	4	LIA
0	0	0	0	0	0	0	0	0	0	Short-term	41	LIA
0	0	0	0	0	0	0	0	0	0	Long-term	42	LIA
340	0	0	0	0	0	0	0	0	0	Shares and other equity	5	LIA
0	0	0	0	0	0	0	0	0	0	Quoted shares	511	LIA
340	0	0	0	0	0	0	0	0	0	Unquoted shares	512	LIA
0	0	0	0	0	0	0	0	0	0	Other equity	513	LIA
0	0	0	0	0	0	0	0	0	0	Mutual funds shares	52	LIA
0	0	0	0	0	0	0	0	0	0	Insurance technical reserves	6	LIA
0	0	0	0	0	0	0	0	0	0	Life insurance reserves	611	LIA
0	0	0	0	0	0	0	0	0	0	Pension fund reserves	612	LIA
0	0	0	0	0	0	0	0	0	0	Other technical reserves	62	LIA
0	0	0	0	0	0	0	0	0	0	Other accounts payable	7	LIA
0	0	0	0	0	0	0	0	0	0	Trade credits and advances	71	LIA
0	0	0	0	0	0	0	0	0	0	Other	79	LIA
-342	0	0	0	0	17	6	4	1	12	**Net financial assets**		NETO
Centralna država/ *Central government*	Lokalna država/ *Local government*	Skladi socialne varnosti/ *Social security funds*	Gospodinjstva/ *Households*	Nepr. instit., ki opravljajo storitve za gospod./ *Non-profit institutions serving households*	Tujina/ *Rest of the world*	EU/ *European Union*	EMU/ *Members of the EMU*	Ostale članice EU/ *European Union, not EMU*	Ostali (izven EU)/ *Others (not EU)*			
S1311	S1313	S1314	S14	S15	S2	S21	S2111	S2112	S22			

B.1.11.3.

S.1314 - skladi socialne varnosti

B.1.11.4. Nekonsolidirani finančni računi - stanja 2006 (konec leta)

v mio EUR

B.1.11.4.

Vrsta post.	Oznaka	Finančni instrumenti	Institucionalni sektorji								
			S1	S11	S12	S121	S122	S123	S124	S125	S13
FSR	F	**Finančna sredstva**	2.005	1.510	347	0	126	9	1	210	144
FSR	1	Monetarno zlato in SDR	0	0	0	0	0	0	0	0	0
FSR	2	Gotovina in vloge	45	0	45	0	45	0	0	0	0
FSR	21	Gotovina	0	0	0	0	0	0	0	0	0
FSR	22	Prenosljive vloge	13	0	13	0	13	0	0	0	0
FSR	29	Druge vloge	32	0	32	0	32	0	0	0	0
FSR	3	Vrednostni papirji razen delnic	147	8	40	0	36	0	0	5	99
FSR	331	Kratkoročni	12	1	0	0	0	0	0	0	12
FSR	332	Dolgoročni	135	8	40	0	36	0	0	5	87
FSR	34	Izvedeni finančni instrumenti	0	0	0	0	0	0	0	0	0
FSR	4	Posojila	31	0	0	0	0	0	0	0	30
FSR	41	Kratkoročna	30	0	0	0	0	0	0	0	30
FSR	42	Dolgoročna	1	0	0	0	0	0	0	0	0
FSR	5	Delnice in drug lastniški kapital	1.552	1.303	249	0	40	8	0	200	0
FSR	511	Delnice, ki kotirajo	948	947	1	0	0	1	0	0	0
FSR	512	Delnice, ki ne kotirajo	490	249	241	0	40	0	0	200	0
FSR	513	Drug lastniški kapital	106	106	0	0	0	0	0	0	0
FSR	52	Delnice/enote investicijskih skladov	7	0	7	0	0	7	0	0	0
FSR	6	Zavarovalno tehnične rezervacije	2	0	2	0	0	0	0	2	0
FSR	611	Rezervacije iz življenjskih zavarovanj	0	0	0	0	0	0	0	0	0
FSR	612	Rezervacije iz pokojninskih zavarovanj	0	0	0	0	0	0	0	0	0
FSR	62	Druge tehnične rezervacije	2	0	2	0	0	0	0	2	0
FSR	7	Druge terjatve	228	199	10	0	6	1	1	3	16
FSR	71	Trgovinski krediti in avansi	11	9	0	0	0	0	0	0	1
FSR	79	Drugo	217	190	10	0	6	1	1	2	15
OBV	F	**Obveznosti**	1.633	31	4	0	1	3	0	0	1.576
OBV	2	Gotovina in vloge	0	0	0	0	0	0	0	0	0
OBV	21	Gotovina	0	0	0	0	0	0	0	0	0
OBV	22	Prenosljive vloge	0	0	0	0	0	0	0	0	0
OBV	29	Druge vloge	0	0	0	0	0	0	0	0	0
OBV	3	Vrednostni papirji razen delnic	0	0	0	0	0	0	0	0	0
OBV	331	Kratkoročni	0	0	0	0	0	0	0	0	0
OBV	332	Dolgoročni	0	0	0	0	0	0	0	0	0
OBV	34	Izvedeni finančni instrumenti	0	0	0	0	0	0	0	0	0
OBV	4	Posojila	3	0	3	0	0	3	0	0	0
OBV	41	Kratkoročna	0	0	0	0	0	0	0	0	0
OBV	42	Dolgoročna	3	0	3	0	0	3	0	0	0
OBV	5	Delnice in drug lastniški kapital	1.548	0	0	0	0	0	0	0	1.548
OBV	511	Delnice, ki kotirajo	0	0	0	0	0	0	0	0	0
OBV	512	Delnice, ki ne kotirajo	1.548	0	0	0	0	0	0	0	1.548
OBV	513	Drug lastniški kapital	0	0	0	0	0	0	0	0	0
OBV	52	Delnice/enote investicijskih skladov	0	0	0	0	0	0	0	0	0
OBV	6	Zavarovalno tehnične rezervacije	0	0	0	0	0	0	0	0	0
OBV	611	Rezervacije iz življenjskih zavarovanj	0	0	0	0	0	0	0	0	0
OBV	612	Rezervacije iz pokojninskih zavarovanj	0	0	0	0	0	0	0	0	0
OBV	62	Druge tehnične rezervacije	0	0	0	0	0	0	0	0	0
OBV	7	Druge obveznosti	81	31	1	0	1	0	0	0	28
OBV	71	Trgovinski krediti in avansi	49	29	0	0	0	0	0	0	15
OBV	79	Drugo	32	2	1	0	1	0	0	0	12
NETO		**Neto finančna sredstva**	373	1.479	343	0	126	6	1	210	-1.432
			Gospodarstvo Slovenije/ *Total economy*	Nefinančne družbe/ *Non-financial corporations*	Finančne družbe/ *Financial corporations*	Centralna banka/ *Central Bank*	Druge denarne finančne institucije/ *Other monetary financial institutions*	Drugi finančni posredniki / *Other financial intermediaries*	Izvajalci pomožnih finančnih dejavnosti/ *Financial auxiliaries*	Zavarovalnice in pokojninski skladi/ *Insurance corporations and pension funds*	Država/ *General government*
			S1	S11	S12	S121	S122	S123	S124	S125	S13

S.1314 – Social security funds

Non-consolidated financial accounts – outstanding amounts 2006 (end of year) B.1.11.4.

EUR millions

Institutional sectors												
S1311	S1313	S1314	S14	S15	S2	S21	S2111	S2112	S22	Financial instruments	Code	Item type
142	0	2	4	0	189	122	102	19	68	**Financial assets**	F	FAS
0	0	0	0	0	0	0	0	0	0	Monetary gold and SDRs	1	FAS
0	0	0	0	0	0	0	0	0	0	Currency and deposits	2	FAS
0	0	0	0	0	0	0	0	0	0	Currency	21	FAS
0	0	0	0	0	0	0	0	0	0	Transferable deposits	22	FAS
0	0	0	0	0	0	0	0	0	0	Other deposits	29	FAS
99	0	0	0	0	80	59	50	9	21	Securities other than shares	3	FAS
12	0	0	0	0	4	1	0	1	3	Short-term	331	FAS
87	0	0	0	0	76	58	50	8	18	Long-term	332	FAS
0	0	0	0	0	0	0	0	0	0	Financial derivatives	34	FAS
30	0	0	1	0	0	0	0	0	0	Loans	4	FAS
30	0	0	0	0	0	0	0	0	0	Short-term	41	FAS
0	0	0	1	0	0	0	0	0	0	Long-term	42	FAS
0	0	0	0	0	99	54	45	9	45	Shares and other equity	5	FAS
0	0	0	0	0	79	46	38	9	33	Quoted shares	511	FAS
0	0	0	0	0	0	0	0	0	0	Unquoted shares	512	FAS
0	0	0	0	0	0	0	0	0	0	Other equity	513	FAS
0	0	0	0	0	20	8	8	0	12	Mutual funds shares	52	FAS
0	0	0	0	0	0	0	0	0	0	Insurance technical reserves	6	FAS
0	0	0	0	0	0	0	0	0	0	Life insurance reserves	611	FAS
0	0	0	0	0	0	0	0	0	0	Pension fund reserves	612	FAS
0	0	0	0	0	0	0	0	0	0	Other technical reserves	62	FAS
13	0	2	3	0	10	9	7	1	2	Other accounts receivable	7	FAS
0	0	0	0	0	9	8	7	1	1	Trade credits and advances	71	FAS
13	0	1	3	0	2	1	0	1	1	Other	79	FAS
1.562	12	2	7	15	3	2	2	0	2	**Liabilities**	F	LIA
0	0	0	0	0	0	0	0	0	0	Currency and deposits	2	LIA
0	0	0	0	0	0	0	0	0	0	Currency	21	LIA
0	0	0	0	0	0	0	0	0	0	Transferable deposits	22	LIA
0	0	0	0	0	0	0	0	0	0	Other deposits	29	LIA
0	0	0	0	0	0	0	0	0	0	Securities other than shares	3	LIA
0	0	0	0	0	0	0	0	0	0	Short-term	331	LIA
0	0	0	0	0	0	0	0	0	0	Long-term	332	LIA
0	0	0	0	0	0	0	0	0	0	Financial derivatives	34	LIA
0	0	0	0	0	0	0	0	0	0	Loans	4	LIA
0	0	0	0	0	0	0	0	0	0	Short-term	41	LIA
0	0	0	0	0	0	0	0	0	0	Long-term	42	LIA
1.548	0	0	0	0	0	0	0	0	0	Shares and other equity	5	LIA
0	0	0	0	0	0	0	0	0	0	Quoted shares	511	LIA
1.548	0	0	0	0	0	0	0	0	0	Unquoted shares	512	LIA
0	0	0	0	0	0	0	0	0	0	Other equity	513	LIA
0	0	0	0	0	0	0	0	0	0	Mutual funds shares	52	LIA
0	0	0	0	0	0	0	0	0	0	Insurance technical reserves	6	LIA
0	0	0	0	0	0	0	0	0	0	Life insurance reserves	611	LIA
0	0	0	0	0	0	0	0	0	0	Pension fund reserves	612	LIA
0	0	0	0	0	0	0	0	0	0	Other technical reserves	62	LIA
14	12	2	7	15	3	2	2	0	2	Other accounts payable	7	LIA
13	2	0	5	0	2	2	2	0	0	Trade credits and advances	71	LIA
1	10	1	3	15	1	0	0	0	1	Other	79	LIA
-1.420	-11	0	-3	-15	186	120	101	19	66	**Net financial assets**		NETO
Centralna država/ *Central government*	Lokalna država/ *Local government*	Skladi socialne varnosti/ *Social security funds*	Gospodinjstva/ *Households*	Nepr. instit., ki opravljajo storitve za gospod./ *Non-profit institutions serving households*	Tujina/ *Rest of the world*	EU/ *European Union*	EMU/ *Members of the EMU*	Ostale članice EU/ *European Union, not EMU*	Ostali (izven EU)/ *Others (not EU)*			
S1311	S1313	S1314	S14	S15	S2	S21	S2111	S2112	S22			

B.1.11.4.

S.14 - gospodinjstva

B.1.12.1. Nekonsolidirani finančni računi - stanja 2005 (konec leta)

v mio EUR

B.1.12.1.

Vrsta post.	Oznaka	Finančni instrumenti	Institucionalni sektorji								
			S1	S11	S12	S121	S122	S123	S124	S125	S13
FSR	F	**Finančna sredstva**	24.488	8.421	15.501	729	10.552	1.433	77	2.711	566
FSR	1	Monetarno zlato in SDR	0	0	0	0	0	0	0	0	0
FSR	2	Gotovina in vloge	11.158	0	11.143	728	10.415	0	0	0	14
FSR	21	Gotovina	743	0	728	728	0	0	0	0	14
FSR	22	Prenosljive vloge	4.780	0	4.780	0	4.780	0	0	0	0
FSR	29	Druge vloge	5.635	0	5.635	0	5.635	0	0	0	0
FSR	3	Vrednostni papirji razen delnic	449	31	28	0	25	1	0	1	390
FSR	331	Kratkoročni	12	4	0	0	0	0	0	0	7
FSR	332	Dolgoročni	437	27	27	0	25	1	0	1	383
FSR	34	Izvedeni finančni instrumenti	0	0	0	0	0	0	0	0	0
FSR	4	Posojila	860	810	45	0	0	14	30	0	6
FSR	41	Kratkoročna	311	287	23	0	0	6	17	0	0
FSR	42	Dolgoročna	550	523	21	0	0	8	13	0	6
FSR	5	Delnice in drug lastniški kapital	8.317	6.343	1.973	0	66	1.396	34	476	1
FSR	511	Delnice, ki kotirajo	1.971	1.848	123	0	4	117	1	1	0
FSR	512	Delnice, ki ne kotirajo	1.496	1.410	85	0	60	1	15	8	1
FSR	513	Drug lastniški kapital	3.159	3.084	75	0	0	22	18	35	0
FSR	52	Delnice/enote investicijskih skladov	1.691	0	1.691	0	2	1.256	0	432	0
FSR	6	Zavarovalno tehnične rezervacije	2.211	0	2.211	0	0	0	0	2.211	0
FSR	611	Rezervacije iz življenjskih zavarovanj	1.069	0	1.069	0	0	0	0	1.069	0
FSR	612	Rezervacije iz pokojninskih zavarovanj	510	0	510	0	0	0	0	510	0
FSR	62	Druge tehnične rezervacije	632	0	632	0	0	0	0	632	0
FSR	7	Druge terjatve	1.493	1.237	102	1	45	22	12	22	154
FSR	71	Trgovinski krediti in avansi	526	479	28	0	2	15	2	9	18
FSR	79	Drugo	967	758	73	0	43	7	9	13	136
OBV	B	**Obveznosti**	6.697	1.214	5.298	1	4.457	700	18	123	185
OBV	2	Gotovina in vloge	0	0	0	0	0	0	0	0	0
OBV	21	Gotovina	0	0	0	0	0	0	0	0	0
OBV	22	Prenosljive vloge	0	0	0	0	0	0	0	0	0
OBV	29	Druge vloge	0	0	0	0	0	0	0	0	0
OBV	3	Vrednostni papirji razen delnic	0	0	0	0	0	0	0	0	0
OBV	331	Kratkoročni	0	0	0	0	0	0	0	0	0
OBV	332	Dolgoročni	0	0	0	0	0	0	0	0	0
OBV	34	Izvedeni finančni instrumenti	0	0	0	0	0	0	0	0	0
OBV	4	Posojila	5.363	339	4.964	0	4.279	666	13	5	60
OBV	41	Kratkoročna	722	100	622	0	595	15	12	1	0
OBV	42	Dolgoročna	4.641	239	4.341	0	3.684	651	1	5	60
OBV	5	Delnice in drug lastniški kapital	0	0	0	0	0	0	0	0	0
OBV	511	Delnice, ki kotirajo	0	0	0	0	0	0	0	0	0
OBV	512	Delnice, ki ne kotirajo	0	0	0	0	0	0	0	0	0
OBV	513	Drug lastniški kapital	0	0	0	0	0	0	0	0	0
OBV	52	Delnice/enote investicijskih skladov	0	0	0	0	0	0	0	0	0
OBV	6	Zavarovalno tehnične rezervacije	0	0	0	0	0	0	0	0	0
OBV	611	Rezervacije iz življenjskih zavarovanj	0	0	0	0	0	0	0	0	0
OBV	612	Rezervacije iz pokojninskih zavarovanj	0	0	0	0	0	0	0	0	0
OBV	62	Druge tehnične rezervacije	0	0	0	0	0	0	0	0	0
OBV	7	Druge obveznosti	1.334	875	334	1	178	34	4	117	125
OBV	71	Trgovinski krediti in avansi	805	633	133	0	1	29	2	101	39
OBV	79	Drugo	529	242	202	1	176	5	3	16	86
NETO		**Neto finančna sredstva**	17.791	7.207	10.203	727	6.095	733	59	2.588	380
			Gospodarstvo Slovenije/ *Total economy*	Nefinančne družbe/ *Non-financial corporations*	Finančne družbe/ *Financial corporations*	Centralna banka/ *Central Bank*	Druge denarne finančne institucije/ *Other monetary financial institutions*	Drugi finančni posredniki / *Other financial intermediaries*	Izvajalci pomožnih finančnih dejavnosti/ *Financial auxiliaries*	Zavarovalnice in pokojninski skladi/ *Insurance corporations and pension funds*	Država/ *General government*
			S1	S11	S12	S121	S122	S123	S124	S125	S13

S.14 – Households

Non-consolidated financial accounts – outstanding amounts 2005 (end of year) B.1.12.1.

EUR millions

Institutional sectors												
S1311	S1313	S1314	S14	S15	S2	S21	S2111	S2112	S22	Financial instruments	Code	Item type
530	29	7	0	0	3.238	2.567	2.453	114	670	**Financial assets**	F	FAS
0	0	0	0	0	0	0	0	0	0	Monetary gold and SDRs	1	FAS
14	0	0	0	0	2.756	2.309	2.207	102	448	Currency and deposits	2	FAS
14	0	0	0	0	2.049	1.627	1.608	19	422	Currency	21	FAS
0	0	0	0	0	0	0	0	0	0	Transferable deposits	22	FAS
0	0	0	0	0	707	681	599	83	26	Other deposits	29	FAS
390	0	0	0	0	19	11	9	2	8	Securities other than shares	3	FAS
7	0	0	0	0	1	0	0	0	0	Short-term	331	FAS
383	0	0	0	0	12	8	6	2	3	Long-term	332	FAS
0	0	0	0	0	7	2	2	0	5	Financial derivatives	34	FAS
0	6	0	0	0	11	4	4	0	7	Loans	4	FAS
0	0	0	0	0	0	0	0	0	0	Short-term	41	FAS
0	6	0	0	0	10	4	4	0	7	Long-term	42	FAS
1	0	0	0	0	329	168	164	5	160	Shares and other equity	5	FAS
0	0	0	0	0	203	57	53	4	145	Quoted shares	511	FAS
1	0	0	0	0	0	0	0	0	0	Unquoted shares	512	FAS
0	0	0	0	0	0	0	0	0	0	Other equity	513	FAS
0	0	0	0	0	126	111	111	0	15	Mutual funds shares	52	FAS
0	0	0	0	0	69	67	62	5	2	Insurance technical reserves	6	FAS
0	0	0	0	0	69	67	62	5	2	Life insurance reserves	611	FAS
0	0	0	0	0	0	0	0	0	0	Pension fund reserves	612	FAS
0	0	0	0	0	0	0	0	0	0	Other technical reserves	62	FAS
124	23	7	0	0	54	9	8	1	45	Other accounts receivable	7	FAS
6	8	5	0	0	12	8	8	1	4	Trade credits and advances	71	FAS
119	15	2	0	0	42	1	1	0	41	Other	79	FAS
112	70	4	0	0	75	71	70	1	4	**Liabilities**	F	LIA
0	0	0	0	0	0	0	0	0	0	Currency and deposits	2	LIA
0	0	0	0	0	0	0	0	0	0	Currency	21	LIA
0	0	0	0	0	0	0	0	0	0	Transferable deposits	22	LIA
0	0	0	0	0	0	0	0	0	0	Other deposits	29	LIA
0	0	0	0	0	0	0	0	0	0	Securities other than shares	3	LIA
0	0	0	0	0	0	0	0	0	0	Short-term	331	LIA
0	0	0	0	0	0	0	0	0	0	Long-term	332	LIA
0	0	0	0	0	0	0	0	0	0	Financial derivatives	34	LIA
43	16	1	0	0	54	52	52	0	2	Loans	4	LIA
0	0	0	0	0	0	0	0	0	0	Short-term	41	LIA
43	16	1	0	0	54	52	52	0	2	Long-term	42	LIA
0	0	0	0	0	0	0	0	0	0	Shares and other equity	5	LIA
0	0	0	0	0	0	0	0	0	0	Quoted shares	511	LIA
0	0	0	0	0	0	0	0	0	0	Unquoted shares	512	LIA
0	0	0	0	0	0	0	0	0	0	Other equity	513	LIA
0	0	0	0	0	0	0	0	0	0	Mutual funds shares	52	LIA
0	0	0	0	0	0	0	0	0	0	Insurance technical reserves	6	LIA
0	0	0	0	0	0	0	0	0	0	Life insurance reserves	611	LIA
0	0	0	0	0	0	0	0	0	0	Pension fund reserves	612	LIA
0	0	0	0	0	0	0	0	0	0	Other technical reserves	62	LIA
69	53	3	0	0	21	18	18	1	2	Other accounts payable	7	LIA
6	32	1	0	0	9	7	7	1	2	Trade credits and advances	71	LIA
62	21	2	0	0	11	11	11	0	0	Other	79	LIA
419	-41	3	0	0	3.163	2.496	2.383	113	666	**Net financial assets**		NETO
Centralna država/ *Central government*	Lokalna država/ *Local government*	Skladi socialne varnosti/ *Social security funds*	Gospodinjstva/ *Households*	Nepr. instit., ki opravljajo storitve za gospod./ *Non-profit institutions serving households*	Tujina/ *Rest of the world*	EU/ *European Union*	EMU/ *Members of the EMU*	Ostale članice EU/ *European Union, not EMU*	Ostali (izven EU)/ *Others (not EU)*			
S1311	S1313	S1314	S14	S15	S2	S21	S2111	S2112	S22			

B.1.12.1.

S.14 - gospodinjstva

B.1.12.2. Nekonsolidirani finančni računi - transakcije 2006

v mio EUR

B.1.12.2.

Vrsta post.	Oznaka	Finančni instrumenti	Institucionalni sektorji								
			S1	S11	S12	S121	S122	S123	S124	S125	S13
FSR	F	**Finančna sredstva**	1.108	58	969	-309	745	16	-10	528	81
FSR	1	Monetarno zlato in SDR	0	0	0	0	0	0	0	0	0
FSR	2	Gotovina in vloge	421	0	420	-310	730	0	0	0	1
FSR	21	Gotovina	-309	0	-310	-310	0	0	0	0	1
FSR	22	Prenosljive vloge	558	0	558	0	558	0	0	0	0
FSR	29	Druge vloge	171	0	171	0	171	0	0	0	0
FSR	3	Vrednostni papirji razen delnic	12	3	-1	0	0	-1	1	-1	10
FSR	331	Kratkoročni	-5	-1	0	0	0	0	0	0	-4
FSR	332	Dolgoročni	15	3	-1	0	0	-1	0	-1	13
FSR	34	Izvedeni finančni instrumenti	1	1	0	0	0	0	0	0	0
FSR	4	Posojila	-34	-29	-3	0	0	2	-6	0	-2
FSR	41	Kratkoročna	-12	-15	2	0	0	8	-6	0	0
FSR	42	Dolgoročna	-22	-14	-5	0	0	-6	0	0	-2
FSR	5	Delnice in drug lastniški kapital	117	1	116	0	3	13	-6	107	0
FSR	511	Delnice, ki kotirajo	-8	3	-11	0	0	-12	1	0	0
FSR	512	Delnice, ki ne kotirajo	-95	-96	1	0	0	2	-3	3	0
FSR	513	Drug lastniški kapital	86	94	-8	0	0	-4	-4	0	0
FSR	52	Delnice/enote investicijskih skladov	134	0	134	0	3	27	0	104	0
FSR	6	Zavarovalno tehnične rezervacije	416	0	416	0	0	0	0	416	0
FSR	611	Rezervacije iz življenjskih zavarovanj	237	0	237	0	0	0	0	237	0
FSR	612	Rezervacije iz pokojninskih zavarovanj	136	0	136	0	0	0	0	136	0
FSR	62	Druge tehnične rezervacije	42	0	42	0	0	0	0	42	0
FSR	7	Druge terjatve	176	82	21	0	12	1	1	6	73
FSR	71	Trgovinski krediti in avansi	75	69	4	0	-1	-4	-1	9	1
FSR	79	Drugo	102	13	17	0	13	5	2	-3	72
OBV	F	**Obveznosti**	1.221	-54	1.263	0	1.062	196	5	1	12
OBV	2	Gotovina in vloge	0	0	0	0	0	0	0	0	0
OBV	21	Gotovina	0	0	0	0	0	0	0	0	0
OBV	22	Prenosljive vloge	0	0	0	0	0	0	0	0	0
OBV	29	Druge vloge	0	0	0	0	0	0	0	0	0
OBV	3	Vrednostni papirji razen delnic	0	0	0	0	0	0	0	0	0
OBV	331	Kratkoročni	0	0	0	0	0	0	0	0	0
OBV	332	Dolgoročni	0	0	0	0	0	0	0	0	0
OBV	34	Izvedeni finančni instrumenti	0	0	0	0	0	0	0	0	0
OBV	4	Posojila	1.298	-5	1.306	0	1.170	134	2	0	-3
OBV	41	Kratkoročna	258	12	246	0	219	27	0	-1	0
OBV	42	Dolgoročna	1.039	-18	1.060	0	951	107	2	1	-3
OBV	5	Delnice in drug lastniški kapital	0	0	0	0	0	0	0	0	0
OBV	511	Delnice, ki kotirajo	0	0	0	0	0	0	0	0	0
OBV	512	Delnice, ki ne kotirajo	0	0	0	0	0	0	0	0	0
OBV	513	Drug lastniški kapital	0	0	0	0	0	0	0	0	0
OBV	52	Delnice/enote investicijskih skladov	0	0	0	0	0	0	0	0	0
OBV	6	Zavarovalno tehnične rezervacije	0	0	0	0	0	0	0	0	0
OBV	611	Rezervacije iz življenjskih zavarovanj	0	0	0	0	0	0	0	0	0
OBV	612	Rezervacije iz pokojninskih zavarovanj	0	0	0	0	0	0	0	0	0
OBV	62	Druge tehnične rezervacije	0	0	0	0	0	0	0	0	0
OBV	7	Druge obveznosti	-77	-49	-42	0	-109	62	3	1	15
OBV	71	Trgovinski krediti in avansi	102	36	75	0	-1	62	2	12	-8
OBV	79	Drugo	-179	-85	-118	0	-108	0	1	-11	23
NETO		**Neto finančna sredstva**	-113	112	-294	-309	-317	-180	-15	527	69
			Gospodarstvo Slovenije/ *Total economy*	Nefinančne družbe/ *Non-financial corporations*	Finančne družbe/ *Financial corporations*	Centralna banka/ *Central Bank*	Druge denarne finančne institucije/ *Other monetary financial institutions*	Drugi finančni posredniki / *Other financial intermediaries*	Izvajalci pomožnih finančnih dejavnosti/ *Financial auxiliaries*	Zavarovalnice in pokojninski skladi/ *Insurance corporations and pension funds*	Država/ *General government*
			S1	S11	S12	S121	S122	S123	S124	S125	S13

S.14 – Households

Non-consolidated financial accounts – transactions 2006 B.1.12.2.

EUR millions

B.1.12.2.

Institutional sectors												
S1311	S1313	S1314	S14	S15	S2	S21	S2111	S2112	S22	Financial instruments	Code	Item type
84	-3	0	0	0	1.061	841	812	29	220	**Financial assets**	F	FAS
0	0	0	0	0	0	0	0	0	0	Monetary gold and SDRs	1	FAS
1	0	0	0	0	758	671	657	14	88	Currency and deposits	2	FAS
1	0	0	0	0	815	717	711	7	98	Currency	21	FAS
0	0	0	0	0	0	0	0	0	0	Transferable deposits	22	FAS
0	0	0	0	0	-57	-47	-54	7	-10	Other deposits	29	FAS
10	0	0	0	0	11	12	13	-1	-1	Securities other than shares	3	FAS
-4	0	0	0	0	-1	0	0	0	0	Short-term	331	FAS
13	0	0	0	0	-1	-1	-1	-1	0	Long-term	332	FAS
0	0	0	0	0	12	14	14	0	-2	Financial derivatives	34	FAS
0	-2	0	0	0	2	0	0	0	2	Loans	4	FAS
0	0	0	0	0	0	0	0	0	0	Short-term	41	FAS
0	-2	0	0	0	2	0	0	0	2	Long-term	42	FAS
0	0	0	0	0	238	143	133	10	95	Shares and other equity	5	FAS
0	0	0	0	0	84	10	1	9	75	Quoted shares	511	FAS
0	0	0	0	0	0	0	0	0	0	Unquoted shares	512	FAS
0	0	0	0	0	19	8	8	0	11	Other equity	513	FAS
0	0	0	0	0	134	124	123	1	10	Mutual funds shares	52	FAS
0	0	0	0	0	16	16	11	5	-1	Insurance technical reserves	6	FAS
0	0	0	0	0	16	16	11	5	-1	Life insurance reserves	611	FAS
0	0	0	0	0	0	0	0	0	0	Pension fund reserves	612	FAS
0	0	0	0	0	0	0	0	0	0	Other technical reserves	62	FAS
74	-1	0	0	0	36	-1	-1	1	37	Other accounts receivable	7	FAS
1	0	0	0	0	-1	-1	-2	1	0	Trade credits and advances	71	FAS
72	-1	0	0	0	37	1	1	0	37	Other	79	FAS
27	-15	0	0	0	-2	-2	-2	0	0	**Liabilities**	F	LIA
0	0	0	0	0	0	0	0	0	0	Currency and deposits	2	LIA
0	0	0	0	0	0	0	0	0	0	Currency	21	LIA
0	0	0	0	0	0	0	0	0	0	Transferable deposits	22	LIA
0	0	0	0	0	0	0	0	0	0	Other deposits	29	LIA
0	0	0	0	0	0	0	0	0	0	Securities other than shares	3	LIA
0	0	0	0	0	0	0	0	0	0	Short-term	331	LIA
0	0	0	0	0	0	0	0	0	0	Long-term	332	LIA
0	0	0	0	0	0	0	0	0	0	Financial derivatives	34	LIA
3	-6	0	0	0	-2	-2	-2	0	0	Loans	4	LIA
0	0	0	0	0	0	0	0	0	0	Short-term	41	LIA
3	-6	0	0	0	-2	-2	-2	0	0	Long-term	42	LIA
0	0	0	0	0	0	0	0	0	0	Shares and other equity	5	LIA
0	0	0	0	0	0	0	0	0	0	Quoted shares	511	LIA
0	0	0	0	0	0	0	0	0	0	Unquoted shares	512	LIA
0	0	0	0	0	0	0	0	0	0	Other equity	513	LIA
0	0	0	0	0	0	0	0	0	0	Mutual funds shares	52	LIA
0	0	0	0	0	0	0	0	0	0	Insurance technical reserves	6	LIA
0	0	0	0	0	0	0	0	0	0	Life insurance reserves	611	LIA
0	0	0	0	0	0	0	0	0	0	Pension fund reserves	612	LIA
0	0	0	0	0	0	0	0	0	0	Other technical reserves	62	LIA
24	-9	0	0	0	0	0	0	0	0	Other accounts payable	7	LIA
0	-8	0	0	0	-3	-3	-3	0	0	Trade credits and advances	71	LIA
24	-1	1	0	0	4	4	3	0	0	Other	79	LIA
57	12	0	0	0	1.062	842	813	29	220	**Net financial assets**		NETO
Centralna država/ *Central government*	Lokalna država/ *Local government*	Skladi socialne varnosti/ *Social security funds*	Gospodinjstva/ *Households*	Nepr. instit., ki opravljajo storitve za gospod./ *Non-profit institutions serving households*	Tujina/ *Rest of the world*	EU/ *European Union*	EMU/ *Members of the EMU*	Ostale članice EU/ *European Union, not EMU*	Ostali (izven EU)/ *Others (not EU)*			
S1311	S1313	S1314	S14	S15	S2	S21	S2111	S2112	S22			

S.14 - gospodinjstva

B.1.12.3. Nekonsolidirani finančni računi - vrednostne spremembe 2006

v mio EUR

B.1.12.3.

Vrsta post.	Oznaka	Finančni instrumenti	Institucionalni sektorji								
			S1	S11	S12	S121	S122	S123	S124	S125	S13
FSR	F	**Finančna sredstva**	1.535	1.074	468	0	66	312	9	81	-7
FSR	1	Monetarno zlato in SDR	0	0	0	0	0	0	0	0	0
FSR	2	Gotovina in vloge	36	0	36	0	36	0	0	0	0
FSR	21	Gotovina	0	0	0	0	0	0	0	0	0
FSR	22	Prenosljive vloge	-4	0	-4	0	-4	0	0	0	0
FSR	29	Druge vloge	40	0	40	0	40	0	0	0	0
FSR	3	Vrednostni papirji razen delnic	20	0	29	0	29	0	0	0	-9
FSR	331	Kratkoročni	0	0	0	0	0	0	0	0	0
FSR	332	Dolgoročni	20	0	29	0	29	0	0	0	-9
FSR	34	Izvedeni finančni instrumenti	0	0	0	0	0	0	0	0	0
FSR	4	Posojila	-11	-11	0	0	0	0	0	0	0
FSR	41	Kratkoročna	-4	-4	0	0	0	0	0	0	0
FSR	42	Dolgoročna	-7	-7	0	0	0	0	0	0	0
FSR	5	Delnice in drug lastniški kapital	1.443	1.072	371	0	2	312	9	47	0
FSR	511	Delnice, ki kotirajo	1.035	1.034	1	0	0	1	1	0	0
FSR	512	Delnice, ki ne kotirajo	-68	-101	34	0	2	3	6	23	0
FSR	513	Drug lastniški kapital	146	139	6	0	0	-1	3	5	0
FSR	52	Delnice/enote investicijskih skladov	330	0	330	0	0	310	0	19	0
FSR	6	Zavarovalno tehnične rezervacije	34	0	34	0	0	0	0	34	0
FSR	611	Rezervacije iz življenjskih zavarovanj	57	0	57	0	0	0	0	57	0
FSR	612	Rezervacije iz pokojninskih zavarovanj	-3	0	-3	0	0	0	0	-3	0
FSR	62	Druge tehnične rezervacije	-20	0	-20	0	0	0	0	-20	0
FSR	7	Druge terjatve	14	13	-1	0	-1	0	0	0	2
FSR	71	Trgovinski krediti in avansi	5	5	0	0	0	0	0	0	0
FSR	79	Drugo	9	8	-1	0	-1	0	0	0	2
OBV	F	**Obveznosti**	12	4	7	0	16	-9	0	1	1
OBV	2	Gotovina in vloge	0	0	0	0	0	0	0	0	0
OBV	21	Gotovina	0	0	0	0	0	0	0	0	0
OBV	22	Prenosljive vloge	0	0	0	0	0	0	0	0	0
OBV	29	Druge vloge	0	0	0	0	0	0	0	0	0
OBV	3	Vrednostni papirji razen delnic	0	0	0	0	0	0	0	0	0
OBV	331	Kratkoročni	0	0	0	0	0	0	0	0	0
OBV	332	Dolgoročni	0	0	0	0	0	0	0	0	0
OBV	34	Izvedeni finančni instrumenti	0	0	0	0	0	0	0	0	0
OBV	4	Posojila	2	-5	7	0	18	-10	0	0	-1
OBV	41	Kratkoročna	-8	-1	-7	0	-7	0	0	0	0
OBV	42	Dolgoročna	10	-3	14	0	24	-10	0	0	-1
OBV	5	Delnice in drug lastniški kapital	0	0	0	0	0	0	0	0	0
OBV	511	Delnice, ki kotirajo	0	0	0	0	0	0	0	0	0
OBV	512	Delnice, ki ne kotirajo	0	0	0	0	0	0	0	0	0
OBV	513	Drug lastniški kapital	0	0	0	0	0	0	0	0	0
OBV	52	Delnice/enote investicijskih skladov	0	0	0	0	0	0	0	0	0
OBV	6	Zavarovalno tehnične rezervacije	0	0	0	0	0	0	0	0	0
OBV	611	Rezervacije iz življenjskih zavarovanj	0	0	0	0	0	0	0	0	0
OBV	612	Rezervacije iz pokojninskih zavarovanj	0	0	0	0	0	0	0	0	0
OBV	62	Druge tehnične rezervacije	0	0	0	0	0	0	0	0	0
OBV	7	Druge obveznosti	10	9	0	0	-2	0	0	1	1
OBV	71	Trgovinski krediti in avansi	9	6	2	0	0	0	0	1	1
OBV	79	Drugo	1	2	-2	0	-2	0	0	0	1
NETO		**Neto finančna sredstva**	1.524	1.070	461	0	50	322	9	80	-7
			Gospodarstvo Slovenije/ *Total economy*	Nefinančne družbe/ *Non-financial corporations*	Finančne družbe/ *Financial corporations*	Centralna banka/ *Central Bank*	Druge denarne finančne institucije/ *Other monetary financial institutions*	Drugi finančni posredniki / *Other financial intermediaries*	Izvajalci pomožnih finančnih dejavnosti/ *Financial auxiliaries*	Zavarovalnice in pokojninski skladi/ *Insurance corporations and pension funds*	Država/ *General government*
			S1	S11	S12	S121	S122	S123	S124	S125	S13

S.14 – Households

Non-consolidated financial accounts – revaluation changes 2006 B.1.12.3.

EUR millions

B.1.12.3.

Institutional sectors												
S1311	S1313	S1314	S14	S15	S2	S21	S2111	S2112	S22	Financial instruments	Code	Item type
-7	0	0	0	0	75	40	39	1	35	**Financial assets**	F	FAS
0	0	0	0	0	0	0	0	0	0	Monetary gold and SDRs	1	FAS
0	0	0	0	0	2	2	1	0	0	Currency and deposits	2	FAS
0	0	0	0	0	0	0	0	0	0	Currency	21	FAS
0	0	0	0	0	0	0	0	0	0	Transferable deposits	22	FAS
0	0	0	0	0	2	2	1	0	0	Other deposits	29	FAS
-9	0	0	0	0	0	0	0	0	0	Securities other than shares	3	FAS
0	0	0	0	0	0	0	0	0	0	Short-term	331	FAS
-9	0	0	0	0	0	0	0	0	0	Long-term	332	FAS
0	0	0	0	0	0	0	0	0	0	Financial derivatives	34	FAS
0	0	0	0	0	0	0	0	0	0	Loans	4	FAS
0	0	0	0	0	0	0	0	0	0	Short-term	41	FAS
0	0	0	0	0	0	0	0	0	0	Long-term	42	FAS
0	0	0	0	0	72	39	37	1	33	Shares and other equity	5	FAS
0	0	0	0	0	40	10	8	1	30	Quoted shares	511	FAS
0	0	0	0	0	0	0	0	0	0	Unquoted shares	512	FAS
0	0	0	0	0	0	0	0	0	0	Other equity	513	FAS
0	0	0	0	0	32	29	29	0	3	Mutual funds shares	52	FAS
0	0	0	0	0	1	-1	-1	0	2	Insurance technical reserves	6	FAS
0	0	0	0	0	1	-1	-1	0	2	Life insurance reserves	611	FAS
0	0	0	0	0	0	0	0	0	0	Pension fund reserves	612	FAS
0	0	0	0	0	0	0	0	0	0	Other technical reserves	62	FAS
2	0	0	0	0	1	1	1	0	0	Other accounts receivable	7	FAS
0	0	0	0	0	0	0	0	0	0	Trade credits and advances	71	FAS
2	0	0	0	0	1	1	1	0	0	Other	79	FAS
0	0	0	0	0	1	1	0	0	0	**Liabilities**	F	LIA
0	0	0	0	0	0	0	0	0	0	Currency and deposits	2	LIA
0	0	0	0	0	0	0	0	0	0	Currency	21	LIA
0	0	0	0	0	0	0	0	0	0	Transferable deposits	22	LIA
0	0	0	0	0	0	0	0	0	0	Other deposits	29	LIA
0	0	0	0	0	0	0	0	0	0	Securities other than shares	3	LIA
0	0	0	0	0	0	0	0	0	0	Short-term	331	LIA
0	0	0	0	0	0	0	0	0	0	Long-term	332	LIA
0	0	0	0	0	0	0	0	0	0	Financial derivatives	34	LIA
-1	0	0	0	0	-1	-1	-1	0	0	Loans	4	LIA
0	0	0	0	0	0	0	0	0	0	Short-term	41	LIA
-1	0	0	0	0	-1	-1	-1	0	0	Long-term	42	LIA
0	0	0	0	0	0	0	0	0	0	Shares and other equity	5	LIA
0	0	0	0	0	0	0	0	0	0	Quoted shares	511	LIA
0	0	0	0	0	0	0	0	0	0	Unquoted shares	512	LIA
0	0	0	0	0	0	0	0	0	0	Other equity	513	LIA
0	0	0	0	0	0	0	0	0	0	Mutual funds shares	52	LIA
0	0	0	0	0	0	0	0	0	0	Insurance technical reserves	6	LIA
0	0	0	0	0	0	0	0	0	0	Life insurance reserves	611	LIA
0	0	0	0	0	0	0	0	0	0	Pension fund reserves	612	LIA
0	0	0	0	0	0	0	0	0	0	Other technical reserves	62	LIA
1	0	0	0	0	1	1	1	0	0	Other accounts payable	7	LIA
0	0	0	0	0	2	2	2	0	0	Trade credits and advances	71	LIA
1	0	0	0	0	-1	-1	-1	0	0	Other	79	LIA
-7	0	0	0	0	75	40	39	1	35	**Net financial assets**		NETO
Centralna država/ *Central government*	Lokalna država/ *Local government*	Skladi socialne varnosti/ *Social security funds*	Gospodinjstva/ *Households*	Nepr. instit., ki opravljajo storitve za gospod./ *Non-profit institutions serving households*	Tujina/ *Rest of the world*	EU/ *European Union*	EMU/ *Members of the EMU*	Ostale članice EU/ *European Union, not EMU*	Ostali (izven EU)/ *Others (not EU)*			
S1311	S1313	S1314	S14	S15	S2	S21	S2111	S2112	S22			

S.14 - gospodinjstva

B.1.12.4. Nekonsolidirani finančni računi - stanja 2006 (konec leta)

v mio EUR

B.1.12.4.

Vrsta post.	Oznaka	Finančni instrumenti	Institucionalni sektorji								
			S1	S11	S12	S121	S122	S123	S124	S125	S13
FSR	F	**Finančna sredstva**	27.132	9.552	16.939	419	11.363	1.761	76	3.320	640
FSR	1	Monetarno zlato in SDR	0	0	0	0	0	0	0	0	0
FSR	2	Gotovina in vloge	11.614	0	11.599	418	11.181	0	0	0	15
FSR	21	Gotovina	434	0	418	418	0	0	0	0	15
FSR	22	Prenosljive vloge	5.335	0	5.335	0	5.335	0	0	0	0
FSR	29	Druge vloge	5.846	0	5.846	0	5.846	0	0	0	0
FSR	3	Vrednostni papirji razen delnic	481	35	55	0	54	0	1	0	391
FSR	331	Kratkoročni	7	3	0	0	0	0	0	0	4
FSR	332	Dolgoročni	473	30	55	0	54	0	1	0	387
FSR	34	Izvedeni finančni instrumenti	1	1	0	0	0	0	0	0	0
FSR	4	Posojila	815	770	41	0	0	17	24	0	3
FSR	41	Kratkoročna	294	269	26	0	0	14	11	0	0
FSR	42	Dolgoročna	520	501	16	0	0	2	13	0	3
FSR	5	Delnice in drug lastniški kapital	9.877	7.416	2.460	0	71	1.720	38	630	1
FSR	511	Delnice, ki kotirajo	2.998	2.885	113	0	5	105	3	0	0
FSR	512	Delnice, ki ne kotirajo	1.333	1.212	120	0	62	6	19	34	1
FSR	513	Drug lastniški kapital	3.391	3.318	73	0	0	16	17	40	0
FSR	52	Delnice/enote investicijskih skladov	2.155	0	2.155	0	5	1.594	0	556	0
FSR	6	Zavarovalno tehnične rezervacije	2.661	0	2.661	0	0	0	0	2.661	0
FSR	611	Rezervacije iz življenjskih zavarovanj	1.363	0	1.363	0	0	0	0	1.363	0
FSR	612	Rezervacije iz pokojninskih zavarovanj	643	0	643	0	0	0	0	643	0
FSR	62	Druge tehnične rezervacije	654	0	654	0	0	0	0	654	0
FSR	7	Druge terjatve	1.683	1.332	122	1	56	24	13	28	229
FSR	71	Trgovinski krediti in avansi	606	553	33	0	1	11	2	19	20
FSR	79	Drugo	1.078	779	89	1	55	12	11	10	210
OBV	F	**Obveznosti**	7.930	1.164	6.569	1	5.534	886	22	125	198
OBV	2	Gotovina in vloge	0	0	0	0	0	0	0	0	0
OBV	21	Gotovina	0	0	0	0	0	0	0	0	0
OBV	22	Prenosljive vloge	0	0	0	0	0	0	0	0	0
OBV	29	Druge vloge	0	0	0	0	0	0	0	0	0
OBV	3	Vrednostni papirji razen delnic	0	0	0	0	0	0	0	0	0
OBV	331	Kratkoročni	0	0	0	0	0	0	0	0	0
OBV	332	Dolgoročni	0	0	0	0	0	0	0	0	0
OBV	34	Izvedeni finančni instrumenti	0	0	0	0	0	0	0	0	0
OBV	4	Posojila	6.662	329	6.277	0	5.467	790	15	5	57
OBV	41	Kratkoročna	972	111	861	0	807	41	12	0	0
OBV	42	Dolgoročna	5.690	218	5.416	0	4.660	748	3	5	56
OBV	5	Delnice in drug lastniški kapital	0	0	0	0	0	0	0	0	0
OBV	511	Delnice, ki kotirajo	0	0	0	0	0	0	0	0	0
OBV	512	Delnice, ki ne kotirajo	0	0	0	0	0	0	0	0	0
OBV	513	Drug lastniški kapital	0	0	0	0	0	0	0	0	0
OBV	52	Delnice/enote investicijskih skladov	0	0	0	0	0	0	0	0	0
OBV	6	Zavarovalno tehnične rezervacije	0	0	0	0	0	0	0	0	0
OBV	611	Rezervacije iz življenjskih zavarovanj	0	0	0	0	0	0	0	0	0
OBV	612	Rezervacije iz pokojninskih zavarovanj	0	0	0	0	0	0	0	0	0
OBV	62	Druge tehnične rezervacije	0	0	0	0	0	0	0	0	0
OBV	7	Druge obveznosti	1.268	834	292	1	67	97	7	120	141
OBV	71	Trgovinski krediti in avansi	916	675	209	0	0	91	3	115	31
OBV	79	Drugo	352	159	82	1	67	5	4	5	110
NETO		**Neto finančna sredstva**	19.201	8.389	10.371	418	5.829	875	54	3.195	442
			Gospodarstvo Slovenije/ *Total economy*	Nefinančne družbe/ *Non-financial corporations*	Finančne družbe/ *Financial corporations*	Centralna banka/ *Central Bank*	Druge denarne finančne institucije/ *Other monetary financial institutions*	Drugi finančni posredniki / *Other financial intermediaries*	Izvajalci pomožnih finančnih dejavnosti/ *Financial auxiliaries*	Zavarovalnice in pokojninski skladi/ *Insurance corporations and pension funds*	Država/ *General government*
			S1	S11	S12	S121	S122	S123	S124	S125	S13

S.14 – Households

Non-consolidated financial accounts – outstanding amounts 2006 (end of year) B.1.12.4.

EUR millions

B.1.12.4.

Institutional sectors												
S1311	S1313	S1314	S14	S15	S2	S21	S2111	S2112	S22	Financial instruments	Code	Item type
607	26	7	0	0	4.374	3.448	3.304	144	926	**Financial assets**	F	FAS
0	0	0	0	0	0	0	0	0	0	Monetary gold and SDRs	1	FAS
15	0	0	0	0	3.516	2.981	2.865	116	535	Currency and deposits	2	FAS
15	0	0	0	0	2.865	2.345	2.319	26	520	Currency	21	FAS
0	0	0	0	0	0	0	0	0	0	Transferable deposits	22	FAS
0	0	0	0	0	652	636	546	90	15	Other deposits	29	FAS
391	0	0	0	0	30	23	22	1	7	Securities other than shares	3	FAS
4	0	0	0	0	0	0	0	0	0	Short-term	331	FAS
387	0	0	0	0	10	7	5	1	4	Long-term	332	FAS
0	0	0	0	0	20	16	16	0	3	Financial derivatives	34	FAS
0	3	0	0	0	13	4	3	0	9	Loans	4	FAS
0	0	0	0	0	0	0	0	0	0	Short-term	41	FAS
0	3	0	0	0	13	3	3	0	9	Long-term	42	FAS
1	0	0	0	0	638	350	334	16	289	Shares and other equity	5	FAS
0	0	0	0	0	327	77	62	14	250	Quoted shares	511	FAS
1	0	0	0	0	0	0	0	0	0	Unquoted shares	512	FAS
0	0	0	0	0	19	8	8	0	11	Other equity	513	FAS
0	0	0	0	0	292	264	263	1	28	Mutual funds shares	52	FAS
0	0	0	0	0	85	82	72	9	3	Insurance technical reserves	6	FAS
0	0	0	0	0	85	82	72	9	3	Life insurance reserves	611	FAS
0	0	0	0	0	0	0	0	0	0	Pension fund reserves	612	FAS
0	0	0	0	0	0	0	0	0	0	Other technical reserves	62	FAS
200	22	7	0	0	91	9	8	1	82	Other accounts receivable	7	FAS
7	8	5	0	0	11	7	6	1	4	Trade credits and advances	71	FAS
193	14	3	0	0	80	2	2	0	78	Other	79	FAS
139	55	4	0	0	74	69	69	1	5	**Liabilities**	F	LIA
0	0	0	0	0	0	0	0	0	0	Currency and deposits	2	LIA
0	0	0	0	0	0	0	0	0	0	Currency	21	LIA
0	0	0	0	0	0	0	0	0	0	Transferable deposits	22	LIA
0	0	0	0	0	0	0	0	0	0	Other deposits	29	LIA
0	0	0	0	0	0	0	0	0	0	Securities other than shares	3	LIA
0	0	0	0	0	0	0	0	0	0	Short-term	331	LIA
0	0	0	0	0	0	0	0	0	0	Long-term	332	LIA
0	0	0	0	0	0	0	0	0	0	Financial derivatives	34	LIA
45	10	1	0	0	52	50	50	0	2	Loans	4	LIA
0	0	0	0	0	0	0	0	0	0	Short-term	41	LIA
45	10	1	0	0	52	50	50	0	2	Long-term	42	LIA
0	0	0	0	0	0	0	0	0	0	Shares and other equity	5	LIA
0	0	0	0	0	0	0	0	0	0	Quoted shares	511	LIA
0	0	0	0	0	0	0	0	0	0	Unquoted shares	512	LIA
0	0	0	0	0	0	0	0	0	0	Other equity	513	LIA
0	0	0	0	0	0	0	0	0	0	Mutual funds shares	52	LIA
0	0	0	0	0	0	0	0	0	0	Insurance technical reserves	6	LIA
0	0	0	0	0	0	0	0	0	0	Life insurance reserves	611	LIA
0	0	0	0	0	0	0	0	0	0	Pension fund reserves	612	LIA
0	0	0	0	0	0	0	0	0	0	Other technical reserves	62	LIA
93	45	3	0	0	22	20	19	1	2	Other accounts payable	7	LIA
7	24	0	0	0	7	5	5	1	2	Trade credits and advances	71	LIA
87	21	3	0	0	15	14	14	0	0	Other	79	LIA
468	-29	3	0	0	4.300	3.378	3.235	143	921	**Net financial assets**		NETO
Centralna država/ *Central government*	Lokalna država/ *Local government*	Skladi socialne varnosti/ *Social security funds*	Gospodinjstva/ *Households*	Nepr. instit., ki opravljajo storitve za gospod./ *Non-profit institutions serving households*	Tujina/ *Rest of the world*	EU/ *European Union*	EMU/ *Members of the EMU*	Ostale članice EU/ *European Union, not EMU*	Ostali (izven EU)/ *Others (not EU)*			
S1311	S1313	S1314	S14	S15	S2	S21	S2111	S2112	S22			

S.15 - nepridobitne institucije, ki opravljajo storitve za gospodinjstva

B.1.13.1. Nekonsolidirani finančni računi - stanja 2005 (konec leta)

v mio EUR

B.1.13.1.

Vrsta post.	Oznaka	Finančni instrumenti	Institucionalni sektorji								
			S1	S11	S12	S121	S122	S123	S124	S125	S13
FSR	F	**Finančna sredstva**	444	114	258	0	246	10	0	1	72
FSR	1	Monetarno zlato in SDR	0	0	0	0	0	0	0	0	0
FSR	2	Gotovina in vloge	236	0	236	0	236	0	0	0	0
FSR	21	Gotovina	0	0	0	0	0	0	0	0	0
FSR	22	Prenosljive vloge	107	0	107	0	107	0	0	0	0
FSR	29	Druge vloge	130	0	130	0	130	0	0	0	0
FSR	3	Vrednostni papirji razen delnic	50	0	0	0	0	0	0	0	50
FSR	331	Kratkoročni	0	0	0	0	0	0	0	0	0
FSR	332	Dolgoročni	50	0	0	0	0	0	0	0	50
FSR	34	Izvedeni finančni instrumenti	0	0	0	0	0	0	0	0	0
FSR	4	Posojila	14	13	0	0	0	0	0	0	0
FSR	41	Kratkoročna	7	7	0	0	0	0	0	0	0
FSR	42	Dolgoročna	7	7	0	0	0	0	0	0	0
FSR	5	Delnice in drug lastniški kapital	85	65	20	0	9	10	0	0	0
FSR	511	Delnice, ki kotirajo	5	4	0	0	0	0	0	0	0
FSR	512	Delnice, ki ne kotirajo	37	28	10	0	9	0	0	0	0
FSR	513	Drug lastniški kapital	33	33	0	0	0	0	0	0	0
FSR	52	Delnice/enote investicijskih skladov	9	0	9	0	0	9	0	0	0
FSR	6	Zavarovalno tehnične rezervacije	0	0	0	0	0	0	0	0	0
FSR	611	Rezervacije iz življenjskih zavarovanj	0	0	0	0	0	0	0	0	0
FSR	612	Rezervacije iz pokojninskih zavarovanj	0	0	0	0	0	0	0	0	0
FSR	62	Druge tehnične rezervacije	0	0	0	0	0	0	0	0	0
FSR	7	Druge terjatve	59	36	1	0	1	0	0	0	22
FSR	71	Trgovinski krediti in avansi	23	19	0	0	0	0	0	0	3
FSR	79	Drugo	36	16	1	0	0	0	0	0	19
OBV	F	**Obveznosti**	106	47	29	0	23	6	0	0	30
OBV	2	Gotovina in vloge	0	0	0	0	0	0	0	0	0
OBV	21	Gotovina	0	0	0	0	0	0	0	0	0
OBV	22	Prenosljive vloge	0	0	0	0	0	0	0	0	0
OBV	29	Druge vloge	0	0	0	0	0	0	0	0	0
OBV	3	Vrednostni papirji razen delnic	0	0	0	0	0	0	0	0	0
OBV	331	Kratkoročni	0	0	0	0	0	0	0	0	0
OBV	332	Dolgoročni	0	0	0	0	0	0	0	0	0
OBV	34	Izvedeni finančni instrumenti	0	0	0	0	0	0	0	0	0
OBV	4	Posojila	61	9	25	0	19	6	0	0	27
OBV	41	Kratkoročna	11	6	6	0	6	0	0	0	0
OBV	42	Dolgoročna	50	3	19	0	14	6	0	0	27
OBV	5	Delnice in drug lastniški kapital	0	0	0	0	0	0	0	0	0
OBV	511	Delnice, ki kotirajo	0	0	0	0	0	0	0	0	0
OBV	512	Delnice, ki ne kotirajo	0	0	0	0	0	0	0	0	0
OBV	513	Drug lastniški kapital	0	0	0	0	0	0	0	0	0
OBV	52	Delnice/enote investicijskih skladov	0	0	0	0	0	0	0	0	0
OBV	6	Zavarovalno tehnične rezervacije	0	0	0	0	0	0	0	0	0
OBV	611	Rezervacije iz življenjskih zavarovanj	0	0	0	0	0	0	0	0	0
OBV	612	Rezervacije iz pokojninskih zavarovanj	0	0	0	0	0	0	0	0	0
OBV	62	Druge tehnične rezervacije	0	0	0	0	0	0	0	0	0
OBV	7	Druge obveznosti	45	38	4	0	4	0	0	0	3
OBV	71	Trgovinski krediti in avansi	41	35	3	0	3	0	0	0	2
OBV	79	Drugo	4	4	0	0	0	0	0	0	0
NETO		**Neto finančna sredstva**	338	67	229	0	223	5	0	1	42
			Gospodarstvo Slovenije/ *Total economy*	Nefinančne družbe/ *Non-financial corporations*	Finančne družbe/ *Financial corporations*	Centralna banka/ *Central Bank*	Druge denarne finančne institucije/ *Other monetary financial institutions*	Drugi finančni posredniki / *Other financial intermediaries*	Izvajalci pomožnih finančnih dejavnosti/ *Financial auxiliaries*	Zavarovalnice in pokojninski skladi/ *Insurance corporations and pension funds*	Država/ *General government*
			S1	S11	S12	S121	S122	S123	S124	S125	S13

S.15 – Non-profit institutions serving households

Non-consolidated financial accounts – outstanding amounts 2005 (end of year) B.1.13.1.

EUR millions

Institutional sectors												
S1311	S1313	S1314	S14	S15	S2	S21	S2111	S2112	S22	Financial instruments	Code	Item type
52	3	17	0	0	4	2	2	0	2	**Financial assets**	F	FAS
0	0	0	0	0	0	0	0	0	0	Monetary gold and SDRs	1	FAS
0	0	0	0	0	0	0	0	0	0	Currency and deposits	2	FAS
0	0	0	0	0	0	0	0	0	0	Currency	21	FAS
0	0	0	0	0	0	0	0	0	0	Transferable deposits	22	FAS
0	0	0	0	0	0	0	0	0	0	Other deposits	29	FAS
50	0	0	0	0	0	0	0	0	0	Securities other than shares	3	FAS
0	0	0	0	0	0	0	0	0	0	Short-term	331	FAS
50	0	0	0	0	0	0	0	0	0	Long-term	332	FAS
0	0	0	0	0	0	0	0	0	0	Financial derivatives	34	FAS
0	0	0	0	0	0	0	0	0	0	Loans	4	FAS
0	0	0	0	0	0	0	0	0	0	Short-term	41	FAS
0	0	0	0	0	0	0	0	0	0	Long-term	42	FAS
0	0	0	0	0	4	2	2	0	1	Shares and other equity	5	FAS
0	0	0	0	0	1	0	0	0	1	Quoted shares	511	FAS
0	0	0	0	0	0	0	0	0	0	Unquoted shares	512	FAS
0	0	0	0	0	0	0	0	0	0	Other equity	513	FAS
0	0	0	0	0	2	2	2	0	0	Mutual funds shares	52	FAS
0	0	0	0	0	0	0	0	0	0	Insurance technical reserves	6	FAS
0	0	0	0	0	0	0	0	0	0	Life insurance reserves	611	FAS
0	0	0	0	0	0	0	0	0	0	Pension fund reserves	612	FAS
0	0	0	0	0	0	0	0	0	0	Other technical reserves	62	FAS
2	3	17	0	0	0	0	0	0	0	Other accounts receivable	7	FAS
1	1	1	0	0	0	0	0	0	0	Trade credits and advances	71	FAS
1	1	17	0	0	0	0	0	0	0	Other	79	FAS
29	1	0	0	0	4	4	4	0	0	**Liabilities**	F	LIA
0	0	0	0	0	0	0	0	0	0	Currency and deposits	2	LIA
0	0	0	0	0	0	0	0	0	0	Currency	21	LIA
0	0	0	0	0	0	0	0	0	0	Transferable deposits	22	LIA
0	0	0	0	0	0	0	0	0	0	Other deposits	29	LIA
0	0	0	0	0	0	0	0	0	0	Securities other than shares	3	LIA
0	0	0	0	0	0	0	0	0	0	Short-term	331	LIA
0	0	0	0	0	0	0	0	0	0	Long-term	332	LIA
0	0	0	0	0	0	0	0	0	0	Financial derivatives	34	LIA
27	0	0	0	0	4	4	4	0	0	Loans	4	LIA
0	0	0	0	0	0	0	0	0	0	Short-term	41	LIA
27	0	0	0	0	4	4	4	0	0	Long-term	42	LIA
0	0	0	0	0	0	0	0	0	0	Shares and other equity	5	LIA
0	0	0	0	0	0	0	0	0	0	Quoted shares	511	LIA
0	0	0	0	0	0	0	0	0	0	Unquoted shares	512	LIA
0	0	0	0	0	0	0	0	0	0	Other equity	513	LIA
0	0	0	0	0	0	0	0	0	0	Mutual funds shares	52	LIA
0	0	0	0	0	0	0	0	0	0	Insurance technical reserves	6	LIA
0	0	0	0	0	0	0	0	0	0	Life insurance reserves	611	LIA
0	0	0	0	0	0	0	0	0	0	Pension fund reserves	612	LIA
0	0	0	0	0	0	0	0	0	0	Other technical reserves	62	LIA
1	1	0	0	0	0	0	0	0	0	Other accounts payable	7	LIA
1	1	0	0	0	0	0	0	0	0	Trade credits and advances	71	LIA
0	0	0	0	0	0	0	0	0	0	Other	79	LIA
24	2	17	0	0	0	-1	-1	0	2	**Net financial assets**		NETO
Centralna država/ *Central government*	Lokalna država/ *Local government*	Skladi socialne varnosti/ *Social security funds*	Gospodinjstva/ *Households*	Nepr. instit., ki opravljajo storitve za gospod./ *Non-profit institutions serving households*	Tujina/ *Rest of the world*	EU/ *European Union*	EMU/ *Members of the EMU*	Ostale članice EU/ *European Union, not EMU*	Ostali (izven EU)/ *Others (not EU)*			
S1311	S1313	S1314	S14	S15	S2	S21	S2111	S2112	S22			

B.1.13.1.

S.15 - nepridobitne institucije, ki opravljajo storitve za gospodinjstva

B.1.13.2. Nekonsolidirani finančni računi - transakcije 2006

v mio EUR

B.1.13.2.

Vrsta post.	Oznaka	Finančni instrumenti	Institucionalni sektorji								
			S1	S11	S12	S121	S122	S123	S124	S125	S13
FSR	F	**Finančna sredstva**	28	-11	32	0	37	-5	0	0	6
FSR	1	Monetarno zlato in SDR	0	0	0	0	0	0	0	0	0
FSR	2	Gotovina in vloge	37	0	37	0	37	0	0	0	0
FSR	21	Gotovina	0	0	0	0	0	0	0	0	0
FSR	22	Prenosljive vloge	26	0	26	0	26	0	0	0	0
FSR	29	Druge vloge	11	0	11	0	11	0	0	0	0
FSR	3	Vrednostni papirji razen delnic	8	0	0	0	0	0	0	0	9
FSR	331	Kratkoročni	0	0	0	0	0	0	0	0	0
FSR	332	Dolgoročni	8	0	0	0	0	0	0	0	9
FSR	34	Izvedeni finančni instrumenti	0	0	0	0	0	0	0	0	0
FSR	4	Posojila	-3	-4	0	0	0	0	0	0	0
FSR	41	Kratkoročna	-3	-4	0	0	0	0	0	0	0
FSR	42	Dolgoročna	0	0	0	0	0	0	0	0	0
FSR	5	Delnice in drug lastniški kapital	-2	4	-6	0	0	-6	0	0	0
FSR	511	Delnice, ki kotirajo	-1	-1	0	0	0	0	0	0	0
FSR	512	Delnice, ki ne kotirajo	1	1	0	0	0	0	0	0	0
FSR	513	Drug lastniški kapital	4	4	0	0	0	0	0	0	0
FSR	52	Delnice/enote investicijskih skladov	-5	0	-5	0	0	-6	0	0	0
FSR	6	Zavarovalno tehnične rezervacije	0	0	0	0	0	0	0	0	0
FSR	611	Rezervacije iz življenjskih zavarovanj	0	0	0	0	0	0	0	0	0
FSR	612	Rezervacije iz pokojninskih zavarovanj	0	0	0	0	0	0	0	0	0
FSR	62	Druge tehnične rezervacije	0	0	0	0	0	0	0	0	0
FSR	7	Druge terjatve	-13	-11	0	0	0	0	0	0	-2
FSR	71	Trgovinski krediti in avansi	-1	-2	0	0	0	0	0	0	1
FSR	79	Drugo	-12	-9	0	0	0	0	0	0	-3
OBV	F	**Obveznosti**	-19	-17	1	0	3	-2	0	0	-3
OBV	2	Gotovina in vloge	0	0	0	0	0	0	0	0	0
OBV	21	Gotovina	0	0	0	0	0	0	0	0	0
OBV	22	Prenosljive vloge	0	0	0	0	0	0	0	0	0
OBV	29	Druge vloge	0	0	0	0	0	0	0	0	0
OBV	3	Vrednostni papirji razen delnic	0	0	0	0	0	0	0	0	0
OBV	331	Kratkoročni	0	0	0	0	0	0	0	0	0
OBV	332	Dolgoročni	0	0	0	0	0	0	0	0	0
OBV	34	Izvedeni finančni instrumenti	0	0	0	0	0	0	0	0	0
OBV	4	Posojila	1	-2	4	0	6	-3	0	0	-2
OBV	41	Kratkoročna	0	-1	2	0	1	0	0	0	0
OBV	42	Dolgoročna	0	-1	2	0	5	-3	0	0	-2
OBV	5	Delnice in drug lastniški kapital	0	0	0	0	0	0	0	0	0
OBV	511	Delnice, ki kotirajo	0	0	0	0	0	0	0	0	0
OBV	512	Delnice, ki ne kotirajo	0	0	0	0	0	0	0	0	0
OBV	513	Drug lastniški kapital	0	0	0	0	0	0	0	0	0
OBV	52	Delnice/enote investicijskih skladov	0	0	0	0	0	0	0	0	0
OBV	6	Zavarovalno tehnične rezervacije	0	0	0	0	0	0	0	0	0
OBV	611	Rezervacije iz življenjskih zavarovanj	0	0	0	0	0	0	0	0	0
OBV	612	Rezervacije iz pokojninskih zavarovanj	0	0	0	0	0	0	0	0	0
OBV	62	Druge tehnične rezervacije	0	0	0	0	0	0	0	0	0
OBV	7	Druge obveznosti	-19	-16	-2	0	-3	0	0	0	-1
OBV	71	Trgovinski krediti in avansi	-20	-16	-3	0	-3	0	0	0	-1
OBV	79	Drugo	0	0	0	0	0	0	0	0	0
NETO		**Neto finančna sredstva**	46	6	31	0	34	-3	0	0	10
			Gospodarstvo Slovenije/ *Total economy*	Nefinančne družbe/ *Non-financial corporations*	Finančne družbe/ *Financial corporations*	Centralna banka/ *Central Bank*	Druge denarne finančne institucije/ *Other monetary financial institutions*	Drugi finančni posredniki / *Other financial intermediaries*	Izvajalci pomožnih finančnih dejavnosti/ *Financial auxiliaries*	Zavarovalnice in pokojninski skladi/ *Insurance corporations and pension funds*	Država/ *General government*
			S1	S11	S12	S121	S122	S123	S124	S125	S13

S.15 – Non-profit institutions serving households

Non-consolidated financial accounts – transactions 2006 B.1.13.2.

EUR millions

B.1.13.2.

Institutional sectors												
S1311	S1313	S1314	S14	S15	S2	S21	S2111	S2112	S22	Financial instruments	Code	Item type
8	1	-3	0	0	7	6	6	0	1	**Financial assets**	F	FAS
0	0	0	0	0	0	0	0	0	0	Monetary gold and SDRs	1	FAS
0	0	0	0	0	0	0	0	0	0	Currency and deposits	2	FAS
0	0	0	0	0	0	0	0	0	0	Currency	21	FAS
0	0	0	0	0	0	0	0	0	0	Transferable deposits	22	FAS
0	0	0	0	0	0	0	0	0	0	Other deposits	29	FAS
9	0	0	0	0	0	0	0	0	0	Securities other than shares	3	FAS
0	0	0	0	0	0	0	0	0	0	Short-term	331	FAS
9	0	0	0	0	0	0	0	0	0	Long-term	332	FAS
0	0	0	0	0	0	0	0	0	0	Financial derivatives	34	FAS
0	0	0	0	0	0	0	0	0	0	Loans	4	FAS
0	0	0	0	0	0	0	0	0	0	Short-term	41	FAS
0	0	0	0	0	0	0	0	0	0	Long-term	42	FAS
0	0	0	0	0	5	4	4	0	1	Shares and other equity	5	FAS
0	0	0	0	0	1	1	1	0	1	Quoted shares	511	FAS
0	0	0	0	0	0	0	0	0	0	Unquoted shares	512	FAS
0	0	0	0	0	0	0	0	0	0	Other equity	513	FAS
0	0	0	0	0	3	3	3	0	0	Mutual funds shares	52	FAS
0	0	0	0	0	2	2	2	0	0	Insurance technical reserves	6	FAS
0	0	0	0	0	0	0	0	0	0	Life insurance reserves	611	FAS
0	0	0	0	0	0	0	0	0	0	Pension fund reserves	612	FAS
0	0	0	0	0	2	2	2	0	0	Other technical reserves	62	FAS
-1	1	-3	0	0	0	0	0	0	0	Other accounts receivable	7	FAS
0	2	0	0	0	0	0	0	0	0	Trade credits and advances	71	FAS
-1	-1	-2	0	0	0	0	0	0	0	Other	79	FAS
-2	0	0	0	0	0	0	0	0	0	**Liabilities**	F	LIA
0	0	0	0	0	0	0	0	0	0	Currency and deposits	2	LIA
0	0	0	0	0	0	0	0	0	0	Currency	21	LIA
0	0	0	0	0	0	0	0	0	0	Transferable deposits	22	LIA
0	0	0	0	0	0	0	0	0	0	Other deposits	29	LIA
0	0	0	0	0	0	0	0	0	0	Securities other than shares	3	LIA
0	0	0	0	0	0	0	0	0	0	Short-term	331	LIA
0	0	0	0	0	0	0	0	0	0	Long-term	332	LIA
0	0	0	0	0	0	0	0	0	0	Financial derivatives	34	LIA
-2	0	0	0	0	0	0	0	0	0	Loans	4	LIA
0	0	0	0	0	0	0	0	0	0	Short-term	41	LIA
-2	0	0	0	0	0	0	0	0	0	Long-term	42	LIA
0	0	0	0	0	0	0	0	0	0	Shares and other equity	5	LIA
0	0	0	0	0	0	0	0	0	0	Quoted shares	511	LIA
0	0	0	0	0	0	0	0	0	0	Unquoted shares	512	LIA
0	0	0	0	0	0	0	0	0	0	Other equity	513	LIA
0	0	0	0	0	0	0	0	0	0	Mutual funds shares	52	LIA
0	0	0	0	0	0	0	0	0	0	Insurance technical reserves	6	LIA
0	0	0	0	0	0	0	0	0	0	Life insurance reserves	611	LIA
0	0	0	0	0	0	0	0	0	0	Pension fund reserves	612	LIA
0	0	0	0	0	0	0	0	0	0	Other technical reserves	62	LIA
-1	0	0	0	0	0	0	0	0	0	Other accounts payable	7	LIA
-1	0	0	0	0	0	0	0	0	0	Trade credits and advances	71	LIA
0	0	0	0	0	0	0	0	0	0	Other	79	LIA
10	2	-2	0	0	7	6	6	0	1	**Net financial assets**		NETO
Centralna država/ *Central government*	Lokalna država/ *Local government*	Skladi socialne varnosti/ *Social security funds*	Gospodinjstva/ *Households*	Nepr. instit., ki opravljajo storitve za gospod./ *Non-profit institutions serving households*	Tujina/ *Rest of the world*	EU/ *European Union*	EMU/ *Members of the EMU*	Ostale članice EU/ *European Union, not EMU*	Ostali (izven EU)/ *Others (not EU)*			
S1311	S1313	S1314	S14	S15	S2	S21	S2111	S2112	S22			

S.15 - nepridobitne institucije, ki opravljajo storitve za gospodinjstva

B.1.13.3. Nekonsolidirani finančni računi - vrednostne spremembe 2006

v mio EUR

B.1.13.3.

Vrsta post.	Oznaka	Finančni instrumenti	Institucionalni sektorji								
			S1	S11	S12	S121	S122	S123	S124	S125	S13
FSR	F	**Finančna sredstva**	-7	-5	-1	0	-6	4	0	0	-1
FSR	1	Monetarno zlato in SDR	0	0	0	0	0	0	0	0	0
FSR	2	Gotovina in vloge	-6	0	-6	0	-6	0	0	0	0
FSR	21	Gotovina	0	0	0	0	0	0	0	0	0
FSR	22	Prenosljive vloge	-7	0	-7	0	-7	0	0	0	0
FSR	29	Druge vloge	0	0	0	0	0	0	0	0	0
FSR	3	Vrednostni papirji razen delnic	-1	0	0	0	0	0	0	0	-1
FSR	331	Kratkoročni	0	0	0	0	0	0	0	0	0
FSR	332	Dolgoročni	-1	0	0	0	0	0	0	0	-1
FSR	34	Izvedeni finančni instrumenti	0	0	0	0	0	0	0	0	0
FSR	4	Posojila	0	0	0	0	0	0	0	0	0
FSR	41	Kratkoročna	0	0	0	0	0	0	0	0	0
FSR	42	Dolgoročna	0	0	0	0	0	0	0	0	0
FSR	5	Delnice in drug lastniški kapital	0	-5	5	0	0	4	0	0	0
FSR	511	Delnice, ki kotirajo	2	2	0	0	0	0	0	0	0
FSR	512	Delnice, ki ne kotirajo	-6	-6	1	0	0	0	0	0	0
FSR	513	Drug lastniški kapital	0	0	0	0	0	0	0	0	0
FSR	52	Delnice/enote investicijskih skladov	4	0	4	0	0	4	0	0	0
FSR	6	Zavarovalno tehnične rezervacije	0	0	0	0	0	0	0	0	0
FSR	611	Rezervacije iz življenjskih zavarovanj	0	0	0	0	0	0	0	0	0
FSR	612	Rezervacije iz pokojninskih zavarovanj	0	0	0	0	0	0	0	0	0
FSR	62	Druge tehnične rezervacije	0	0	0	0	0	0	0	0	0
FSR	7	Druge terjatve	0	0	0	0	0	0	0	0	0
FSR	71	Trgovinski krediti in avansi	0	0	0	0	0	0	0	0	0
FSR	79	Drugo	0	0	0	0	0	0	0	0	0
OBV	F	**Obveznosti**	-2	0	-2	0	-2	0	0	0	0
OBV	2	Gotovina in vloge	0	0	0	0	0	0	0	0	0
OBV	21	Gotovina	0	0	0	0	0	0	0	0	0
OBV	22	Prenosljive vloge	0	0	0	0	0	0	0	0	0
OBV	29	Druge vloge	0	0	0	0	0	0	0	0	0
OBV	3	Vrednostni papirji razen delnic	0	0	0	0	0	0	0	0	0
OBV	331	Kratkoročni	0	0	0	0	0	0	0	0	0
OBV	332	Dolgoročni	0	0	0	0	0	0	0	0	0
OBV	34	Izvedeni finančni instrumenti	0	0	0	0	0	0	0	0	0
OBV	4	Posojila	-2	0	-2	0	-2	0	0	0	0
OBV	41	Kratkoročna	0	0	0	0	0	0	0	0	0
OBV	42	Dolgoročna	-2	0	-2	0	-2	0	0	0	0
OBV	5	Delnice in drug lastniški kapital	0	0	0	0	0	0	0	0	0
OBV	511	Delnice, ki kotirajo	0	0	0	0	0	0	0	0	0
OBV	512	Delnice, ki ne kotirajo	0	0	0	0	0	0	0	0	0
OBV	513	Drug lastniški kapital	0	0	0	0	0	0	0	0	0
OBV	52	Delnice/enote investicijskih skladov	0	0	0	0	0	0	0	0	0
OBV	6	Zavarovalno tehnične rezervacije	0	0	0	0	0	0	0	0	0
OBV	611	Rezervacije iz življenjskih zavarovanj	0	0	0	0	0	0	0	0	0
OBV	612	Rezervacije iz pokojninskih zavarovanj	0	0	0	0	0	0	0	0	0
OBV	62	Druge tehnične rezervacije	0	0	0	0	0	0	0	0	0
OBV	7	Druge obveznosti	0	0	0	0	0	0	0	0	0
OBV	71	Trgovinski krediti in avansi	0	0	0	0	0	0	0	0	0
OBV	79	Drugo	0	0	0	0	0	0	0	0	0
NETO		**Neto finančna sredstva**	-5	-5	1	0	-4	4	0	0	-1
			Gospodarstvo Slovenije/ *Total economy*	Nefinančne družbe/ *Non-financial corporations*	Finančne družbe/ *Financial corporations*	Centralna banka/ *Central Bank*	Druge denarne finančne institucije/ *Other monetary financial institutions*	Drugi finančni posredniki / *Other financial intermediaries*	Izvajalci pomožnih finančnih dejavnosti/ *Financial auxiliaries*	Zavarovalnice in pokojninski skladi/ *Insurance corporations and pension funds*	Država/ *General government*
			S1	S11	S12	S121	S122	S123	S124	S125	S13

S.15 – Non-profit institutions serving households

Non-consolidated financial accounts – revaluation changes 2006 B.1.13.3.

EUR millions

Institutional sectors												
S1311	S1313	S1314	S14	S15	S2	S21	S2111	S2112	S22	Financial instruments	Code	Item type
-1	0	0	0	0	-1	-1	-1	0	0	**Financial assets**	F	FAS
0	0	0	0	0	0	0	0	0	0	Monetary gold and SDRs	1	FAS
0	0	0	0	0	0	0	0	0	0	Currency and deposits	2	FAS
0	0	0	0	0	0	0	0	0	0	Currency	21	FAS
0	0	0	0	0	0	0	0	0	0	Transferable deposits	22	FAS
0	0	0	0	0	0	0	0	0	0	Other deposits	29	FAS
-1	0	0	0	0	0	0	0	0	0	Securities other than shares	3	FAS
0	0	0	0	0	0	0	0	0	0	Short-term	331	FAS
-1	0	0	0	0	0	0	0	0	0	Long-term	332	FAS
0	0	0	0	0	0	0	0	0	0	Financial derivatives	34	FAS
0	0	0	0	0	0	0	0	0	0	Loans	4	FAS
0	0	0	0	0	0	0	0	0	0	Short-term	41	FAS
0	0	0	0	0	0	0	0	0	0	Long-term	42	FAS
0	0	0	0	0	1	1	1	0	0	Shares and other equity	5	FAS
0	0	0	0	0	0	0	0	0	0	Quoted shares	511	FAS
0	0	0	0	0	0	0	0	0	0	Unquoted shares	512	FAS
0	0	0	0	0	0	0	0	0	0	Other equity	513	FAS
0	0	0	0	0	1	1	1	0	0	Mutual funds shares	52	FAS
0	0	0	0	0	-2	-2	-2	0	0	Insurance technical reserves	6	FAS
0	0	0	0	0	0	0	0	0	0	Life insurance reserves	611	FAS
0	0	0	0	0	0	0	0	0	0	Pension fund reserves	612	FAS
0	0	0	0	0	-2	-2	-2	0	0	Other technical reserves	62	FAS
0	0	0	0	0	0	0	0	0	0	Other accounts receivable	7	FAS
0	0	0	0	0	0	0	0	0	0	Trade credits and advances	71	FAS
0	0	0	0	0	0	0	0	0	0	Other	79	FAS
0	0	0	0	0	0	0	0	0	0	**Liabilities**	F	LIA
0	0	0	0	0	0	0	0	0	0	Currency and deposits	2	LIA
0	0	0	0	0	0	0	0	0	0	Currency	21	LIA
0	0	0	0	0	0	0	0	0	0	Transferable deposits	22	LIA
0	0	0	0	0	0	0	0	0	0	Other deposits	29	LIA
0	0	0	0	0	0	0	0	0	0	Securities other than shares	3	LIA
0	0	0	0	0	0	0	0	0	0	Short-term	331	LIA
0	0	0	0	0	0	0	0	0	0	Long-term	332	LIA
0	0	0	0	0	0	0	0	0	0	Financial derivatives	34	LIA
0	0	0	0	0	0	0	0	0	0	Loans	4	LIA
0	0	0	0	0	0	0	0	0	0	Short-term	41	LIA
0	0	0	0	0	0	0	0	0	0	Long-term	42	LIA
0	0	0	0	0	0	0	0	0	0	Shares and other equity	5	LIA
0	0	0	0	0	0	0	0	0	0	Quoted shares	511	LIA
0	0	0	0	0	0	0	0	0	0	Unquoted shares	512	LIA
0	0	0	0	0	0	0	0	0	0	Other equity	513	LIA
0	0	0	0	0	0	0	0	0	0	Mutual funds shares	52	LIA
0	0	0	0	0	0	0	0	0	0	Insurance technical reserves	6	LIA
0	0	0	0	0	0	0	0	0	0	Life insurance reserves	611	LIA
0	0	0	0	0	0	0	0	0	0	Pension fund reserves	612	LIA
0	0	0	0	0	0	0	0	0	0	Other technical reserves	62	LIA
0	0	0	0	0	0	0	0	0	0	Other accounts payable	7	LIA
0	0	0	0	0	0	0	0	0	0	Trade credits and advances	71	LIA
0	0	0	0	0	0	0	0	0	0	Other	79	LIA
-1	0	0	0	0	-1	-1	-1	0	0	**Net financial assets**		NETO
Centralna država/ *Central government*	Lokalna država/ *Local government*	Skladi socialne varnosti/ *Social security funds*	Gospodinjstva/ *Households*	Nepr. instit., ki opravljajo storitve za gospod./ *Non-profit institutions serving households*	Tujina/ *Rest of the world*	EU/ *European Union*	EMU/ *Members of the EMU*	Ostale članice EU/ *European Union, not EMU*	Ostali (izven EU)/ *Others (not EU)*			
S1311	S1313	S1314	S14	S15	S2	S21	S2111	S2112	S22			

B.1.13.3.

S.15 - nepridobitne institucije, ki opravljajo storitve za gospodinjstva

B.1.13.4. Nekonsolidirani finančni računi - stanja 2006 (konec leta)

v mio EUR

B.1.13.4.

Vrsta post.	Oznaka	Finančni instrumenti	Institucionalni sektorji								
			S1	S11	S12	S121	S122	S123	S124	S125	S13
FSR	F	**Finančna sredstva**	465	99	288	0	277	9	0	2	78
FSR	1	Monetarno zlato in SDR	0	0	0	0	0	0	0	0	0
FSR	2	Gotovina in vloge	267	0	267	0	267	0	0	0	0
FSR	21	Gotovina	0	0	0	0	0	0	0	0	0
FSR	22	Prenosljive vloge	126	0	126	0	126	0	0	0	0
FSR	29	Druge vloge	141	0	141	0	141	0	0	0	0
FSR	3	Vrednostni papirji razen delnic	58	0	0	0	0	0	0	0	57
FSR	331	Kratkoročni	0	0	0	0	0	0	0	0	0
FSR	332	Dolgoročni	57	0	0	0	0	0	0	0	57
FSR	34	Izvedeni finančni instrumenti	0	0	0	0	0	0	0	0	0
FSR	4	Posojila	10	10	0	0	0	0	0	0	0
FSR	41	Kratkoročna	4	3	0	0	0	0	0	0	0
FSR	42	Dolgoročna	7	7	0	0	0	0	0	0	0
FSR	5	Delnice in drug lastniški kapital	83	64	19	0	10	8	0	1	0
FSR	511	Delnice, ki kotirajo	6	5	1	0	0	1	0	0	0
FSR	512	Delnice, ki ne kotirajo	32	22	11	0	10	0	0	1	0
FSR	513	Drug lastniški kapital	37	37	0	0	0	0	0	0	0
FSR	52	Delnice/enote investicijskih skladov	8	0	8	0	0	8	0	0	0
FSR	6	Zavarovalno tehnične rezervacije	1	0	1	0	0	0	0	1	0
FSR	611	Rezervacije iz življenjskih zavarovanj	0	0	0	0	0	0	0	0	0
FSR	612	Rezervacije iz pokojninskih zavarovanj	0	0	0	0	0	0	0	0	0
FSR	62	Druge tehnične rezervacije	1	0	1	0	0	0	0	1	0
FSR	7	Druge terjatve	46	25	1	0	0	0	0	0	20
FSR	71	Trgovinski krediti in avansi	22	17	0	0	0	0	0	0	4
FSR	79	Drugo	25	8	1	0	0	0	0	0	16
OBV	F	**Obveznosti**	85	30	28	0	24	4	0	0	27
OBV	2	Gotovina in vloge	0	0	0	0	0	0	0	0	0
OBV	21	Gotovina	0	0	0	0	0	0	0	0	0
OBV	22	Prenosljive vloge	0	0	0	0	0	0	0	0	0
OBV	29	Druge vloge	0	0	0	0	0	0	0	0	0
OBV	3	Vrednostni papirji razen delnic	0	0	0	0	0	0	0	0	0
OBV	331	Kratkoročni	0	0	0	0	0	0	0	0	0
OBV	332	Dolgoročni	0	0	0	0	0	0	0	0	0
OBV	34	Izvedeni finančni instrumenti	0	0	0	0	0	0	0	0	0
OBV	4	Posojila	59	7	27	0	24	3	0	0	25
OBV	41	Kratkoročna	12	4	7	0	7	0	0	0	0
OBV	42	Dolgoročna	48	3	20	0	17	3	0	0	25
OBV	5	Delnice in drug lastniški kapital	0	0	0	0	0	0	0	0	0
OBV	511	Delnice, ki kotirajo	0	0	0	0	0	0	0	0	0
OBV	512	Delnice, ki ne kotirajo	0	0	0	0	0	0	0	0	0
OBV	513	Drug lastniški kapital	0	0	0	0	0	0	0	0	0
OBV	52	Delnice/enote investicijskih skladov	0	0	0	0	0	0	0	0	0
OBV	6	Zavarovalno tehnične rezervacije	0	0	0	0	0	0	0	0	0
OBV	611	Rezervacije iz življenjskih zavarovanj	0	0	0	0	0	0	0	0	0
OBV	612	Rezervacije iz pokojninskih zavarovanj	0	0	0	0	0	0	0	0	0
OBV	62	Druge tehnične rezervacije	0	0	0	0	0	0	0	0	0
OBV	7	Druge obveznosti	26	23	1	0	1	1	0	0	1
OBV	71	Trgovinski krediti in avansi	21	20	1	0	0	0	0	0	1
OBV	79	Drugo	5	4	1	0	1	0	0	0	0
NETO		**Neto finančna sredstva**	380	69	260	0	253	6	0	2	51
			Gospodarstvo Slovenije/ *Total economy*	Nefinančne družbe/ *Non-financial corporations*	Finančne družbe/ *Financial corporations*	Centralna banka/ *Central Bank*	Druge denarne finančne institucije/ *Other monetary financial institutions*	Drugi finančni posredniki / *Other financial intermediaries*	Izvajalci pomožnih finančnih dejavnosti/ *Financial auxiliaries*	Zavarovalnice in pokojninski skladi/ *Insurance corporations and pension funds*	Država/ *General government*
			S1	S11	S12	S121	S122	S123	S124	S125	S13

S.15 – Non-profit institutions serving households

Non-consolidated financial accounts – outstanding amounts 2006 (end of year) B.1.13.4.

EUR millions

Institutional sectors												
S1311	S1313	S1314	S14	S15	S2	S21	S2111	S2112	S22	Financial instruments	Code	Item type
59	4	15	0	0	10	7	7	0	3	**Financial assets**	F	FAS
0	0	0	0	0	0	0	0	0	0	Monetary gold and SDRs	1	FAS
0	0	0	0	0	0	0	0	0	0	Currency and deposits	2	FAS
0	0	0	0	0	0	0	0	0	0	Currency	21	FAS
0	0	0	0	0	0	0	0	0	0	Transferable deposits	22	FAS
0	0	0	0	0	0	0	0	0	0	Other deposits	29	FAS
57	0	0	0	0	1	1	1	0	0	Securities other than shares	3	FAS
0	0	0	0	0	0	0	0	0	0	Short-term	331	FAS
57	0	0	0	0	0	0	0	0	0	Long-term	332	FAS
0	0	0	0	0	0	0	0	0	0	Financial derivatives	34	FAS
0	0	0	0	0	0	0	0	0	0	Loans	4	FAS
0	0	0	0	0	0	0	0	0	0	Short-term	41	FAS
0	0	0	0	0	0	0	0	0	0	Long-term	42	FAS
0	0	0	0	0	9	7	6	0	3	Shares and other equity	5	FAS
0	0	0	0	0	3	1	1	0	2	Quoted shares	511	FAS
0	0	0	0	0	0	0	0	0	0	Unquoted shares	512	FAS
0	0	0	0	0	0	0	0	0	0	Other equity	513	FAS
0	0	0	0	0	6	6	6	0	0	Mutual funds shares	52	FAS
0	0	0	0	0	0	0	0	0	0	Insurance technical reserves	6	FAS
0	0	0	0	0	0	0	0	0	0	Life insurance reserves	611	FAS
0	0	0	0	0	0	0	0	0	0	Pension fund reserves	612	FAS
0	0	0	0	0	0	0	0	0	0	Other technical reserves	62	FAS
1	4	15	0	0	0	0	0	0	0	Other accounts receivable	7	FAS
1	3	0	0	0	0	0	0	0	0	Trade credits and advances	71	FAS
0	1	15	0	0	0	0	0	0	0	Other	79	FAS
26	1	0	0	0	4	4	3	0	0	**Liabilities**	F	LIA
0	0	0	0	0	0	0	0	0	0	Currency and deposits	2	LIA
0	0	0	0	0	0	0	0	0	0	Currency	21	LIA
0	0	0	0	0	0	0	0	0	0	Transferable deposits	22	LIA
0	0	0	0	0	0	0	0	0	0	Other deposits	29	LIA
0	0	0	0	0	0	0	0	0	0	Securities other than shares	3	LIA
0	0	0	0	0	0	0	0	0	0	Short-term	331	LIA
0	0	0	0	0	0	0	0	0	0	Long-term	332	LIA
0	0	0	0	0	0	0	0	0	0	Financial derivatives	34	LIA
25	0	0	0	0	3	3	3	0	0	Loans	4	LIA
0	0	0	0	0	0	0	0	0	0	Short-term	41	LIA
25	0	0	0	0	3	3	3	0	0	Long-term	42	LIA
0	0	0	0	0	0	0	0	0	0	Shares and other equity	5	LIA
0	0	0	0	0	0	0	0	0	0	Quoted shares	511	LIA
0	0	0	0	0	0	0	0	0	0	Unquoted shares	512	LIA
0	0	0	0	0	0	0	0	0	0	Other equity	513	LIA
0	0	0	0	0	0	0	0	0	0	Mutual funds shares	52	LIA
0	0	0	0	0	0	0	0	0	0	Insurance technical reserves	6	LIA
0	0	0	0	0	0	0	0	0	0	Life insurance reserves	611	LIA
0	0	0	0	0	0	0	0	0	0	Pension fund reserves	612	LIA
0	0	0	0	0	0	0	0	0	0	Other technical reserves	62	LIA
1	1	0	0	0	0	0	0	0	0	Other accounts payable	7	LIA
0	1	0	0	0	0	0	0	0	0	Trade credits and advances	71	LIA
0	0	0	0	0	0	0	0	0	0	Other	79	LIA
33	3	15	0	0	6	3	4	0	3	**Net financial assets**		NETO
Centralna država/ *Central government*	Lokalna država/ *Local government*	Skladi socialne varnosti/ *Social security funds*	Gospodinjstva/ *Households*	Nepr. instit., ki opravljajo storitve za gospod./ *Non-profit institutions serving households*	Tujina/ *Rest of the world*	EU/ *European Union*	EMU/ *Members of the EMU*	Ostale članice EU/ *European Union, not EMU*	Ostali (izven EU)/ *Others (not EU)*			
S1311	S1313	S1314	S14	S15	S2	S21	S2111	S2112	S22			

B.1.13.4.

S.2 - tujina

B.1.14.1. Nekonsolidirani finančni računi - stanja 2005 (konec leta)

v mio EUR

B.1.14.1.

Vrsta post.	Oznaka	Finančni instrumenti	Institucionalni sektorji								
			S1	S11	S12	S121	S122	S123	S124	S125	S13
FSR	F	**Finančna sredstva**	26.084	11.183	12.480	-40	9.342	3.006	22	151	2.342
FSR	1	Monetarno zlato in SDR	-80	0	-80	-80	0	0	0	0	0
FSR	2	Gotovina in vloge	2.343	0	2.343	39	2.304	0	0	0	0
FSR	21	Gotovina	0	0	0	0	0	0	0	0	0
FSR	22	Prenosljive vloge	269	0	269	0	269	0	0	0	0
FSR	29	Druge vloge	2.074	0	2.074	39	2.035	0	0	0	0
FSR	3	Vrednostni papirji razen delnic	2.098	17	351	0	350	0	0	0	1.731
FSR	331	Kratkoročni	21	0	0	0	0	0	0	0	21
FSR	332	Dolgoročni	2.060	13	338	0	337	0	0	0	1.709
FSR	34	Izvedeni finančni instrumenti	17	4	13	0	13	0	0	0	0
FSR	4	Posojila	12.227	3.056	8.749	0	5.913	2.827	9	0	363
FSR	41	Kratkoročna	751	78	673	0	607	66	0	0	0
FSR	42	Dolgoročna	11.476	2.978	8.077	0	5.306	2.761	9	0	363
FSR	5	Delnice in drug lastniški kapital	5.945	4.968	977	0	751	162	6	59	0
FSR	511	Delnice, ki kotirajo	255	248	7	0	0	3	4	0	0
FSR	512	Delnice, ki ne kotirajo	2.596	1.787	810	0	751	0	0	59	0
FSR	513	Drug lastniški kapital	3.071	2.934	137	0	0	136	2	0	0
FSR	52	Delnice/enote investicijskih skladov	23	0	23	0	0	23	0	0	0
FSR	6	Zavarovalno tehnične rezervacije	82	0	82	0	0	0	0	82	0
FSR	611	Rezervacije iz življenjskih zavarovanj	0	0	0	0	0	0	0	0	0
FSR	612	Rezervacije iz pokojninskih zavarovanj	0	0	0	0	0	0	0	0	0
FSR	62	Druge tehnične rezervacije	82	0	82	0	0	0	0	82	0
FSR	7	Druge terjatve	3.469	3.142	58	0	24	17	7	10	248
FSR	71	Trgovinski krediti in avansi	2.973	2.776	18	0	3	7	1	6	171
FSR	79	Drugo	496	367	41	0	21	10	6	4	77
OBV	F	**Obveznosti**	22.750	6.421	12.056	7.004	3.607	787	34	624	1.032
OBV	2	Gotovina in vloge	5.756	62	2.931	1.374	1.525	27	2	2	7
OBV	21	Gotovina	2.120	20	49	0	48	0	0	0	2
OBV	22	Prenosljive vloge	481	30	445	39	379	25	2	0	5
OBV	29	Druge vloge	3.155	11	2.437	1.334	1.098	2	0	2	0
OBV	3	Vrednostni papirji razen delnic	7.100	39	6.971	5.498	932	86	0	454	71
OBV	331	Kratkoročni	10	7	2	0	1	1	0	0	0
OBV	332	Dolgoročni	7.070	26	6.962	5.498	925	84	0	454	70
OBV	34	Izvedeni finančni instrumenti	20	5	7	0	5	1	0	0	1
OBV	4	Posojila	1.511	575	925	0	842	71	11	0	0
OBV	41	Kratkoročna	458	190	269	0	247	22	0	0	0
OBV	42	Dolgoročna	1.053	386	656	0	595	50	11	0	0
OBV	5	Delnice in drug lastniški kapital	3.685	2.160	1.052	23	286	585	18	141	140
OBV	511	Delnice, ki kotirajo	985	150	550	0	53	461	11	25	81
OBV	512	Delnice, ki ne kotirajo	1.030	720	310	22	221	25	5	37	0
OBV	513	Drug lastniški kapital	1.335	1.277	15	1	5	6	1	1	44
OBV	52	Delnice/enote investicijskih skladov	335	13	178	0	7	93	0	78	15
OBV	6	Zavarovalno tehnične rezervacije	83	0	14	0	0	0	0	14	0
OBV	611	Rezervacije iz življenjskih zavarovanj	69	0	0	0	0	0	0	0	0
OBV	612	Rezervacije iz pokojninskih zavarovanj	0	0	0	0	0	0	0	0	0
OBV	62	Druge tehnične rezervacije	14	0	14	0	0	0	0	14	0
OBV	7	Druge obveznosti	4.616	3.584	164	109	22	18	2	12	814
OBV	71	Trgovinski krediti in avansi	3.457	3.412	22	0	1	14	1	7	11
OBV	79	Drugo	1.159	172	141	109	22	4	1	5	803
NETO		**Neto finančna sredstva**	3.334	4.762	425	-7.044	5.735	2.219	-12	-473	1.310
			Gospodarstvo Slovenije/ *Total economy*	Nefinančne družbe/ *Non-financial corporations*	Finančne družbe/ *Financial corporations*	Centralna banka/ *Central Bank*	Druge denarne finančne institucije/ *Other monetary financial institutions*	Drugi finančni posredniki / *Other financial intermediaries*	Izvajalci pomožnih finančnih dejavnosti/ *Financial auxiliaries*	Zavarovalnice in pokojninski skladi/ *Insurance corporations and pension funds*	Država/ *General government*
			S1	S11	S12	S121	S122	S123	S124	S125	S13

S.2 – Rest of the world

Non-consolidated financial accounts – outstanding amounts 2005 (end of year) B.1.14.1.

EUR millions

Institutional sectors												
S1311	S1313	S1314	S14	S15	S2	S21	S2111	S2112	S22	Financial instruments	Code	Item type
2.339	0	3	75	4	0	0	0	0	0	**Financial assets**	F	FAS
0	0	0	0	0	0	0	0	0	0	Monetary gold and SDRs	1	FAS
0	0	0	0	0	0	0	0	0	0	Currency and deposits	2	FAS
0	0	0	0	0	0	0	0	0	0	Currency	21	FAS
0	0	0	0	0	0	0	0	0	0	Transferable deposits	22	FAS
0	0	0	0	0	0	0	0	0	0	Other deposits	29	FAS
1.731	0	0	0	0	0	0	0	0	0	Securities other than shares	3	FAS
21	0	0	0	0	0	0	0	0	0	Short-term	331	FAS
1.709	0	0	0	0	0	0	0	0	0	Long-term	332	FAS
0	0	0	0	0	0	0	0	0	0	Financial derivatives	34	FAS
363	0	0	54	4	0	0	0	0	0	Loans	4	FAS
0	0	0	0	0	0	0	0	0	0	Short-term	41	FAS
363	0	0	54	4	0	0	0	0	0	Long-term	42	FAS
0	0	0	0	0	0	0	0	0	0	Shares and other equity	5	FAS
0	0	0	0	0	0	0	0	0	0	Quoted shares	511	FAS
0	0	0	0	0	0	0	0	0	0	Unquoted shares	512	FAS
0	0	0	0	0	0	0	0	0	0	Other equity	513	FAS
0	0	0	0	0	0	0	0	0	0	Mutual funds shares	52	FAS
0	0	0	0	0	0	0	0	0	0	Insurance technical reserves	6	FAS
0	0	0	0	0	0	0	0	0	0	Life insurance reserves	611	FAS
0	0	0	0	0	0	0	0	0	0	Pension fund reserves	612	FAS
0	0	0	0	0	0	0	0	0	0	Other technical reserves	62	FAS
245	0	3	21	0	0	0	0	0	0	Other accounts receivable	7	FAS
168	0	3	9	0	0	0	0	0	0	Trade credits and advances	71	FAS
77	0	0	11	0	0	0	0	0	0	Other	79	FAS
867	0	165	3.238	4	0	0	0	0	0	**Liabilities**	F	LIA
7	0	0	2.756	0	0	0	0	0	0	Currency and deposits	2	LIA
2	0	0	2.049	0	0	0	0	0	0	Currency	21	LIA
5	0	0	0	0	0	0	0	0	0	Transferable deposits	22	LIA
0	0	0	707	0	0	0	0	0	0	Other deposits	29	LIA
11	0	60	19	0	0	0	0	0	0	Securities other than shares	3	LIA
0	0	0	1	0	0	0	0	0	0	Short-term	331	LIA
11	0	60	12	0	0	0	0	0	0	Long-term	332	LIA
1	0	0	7	0	0	0	0	0	0	Financial derivatives	34	LIA
0	0	0	11	0	0	0	0	0	0	Loans	4	LIA
0	0	0	0	0	0	0	0	0	0	Short-term	41	LIA
0	0	0	10	0	0	0	0	0	0	Long-term	42	LIA
44	0	97	329	4	0	0	0	0	0	Shares and other equity	5	LIA
0	0	81	203	1	0	0	0	0	0	Quoted shares	511	LIA
0	0	0	0	0	0	0	0	0	0	Unquoted shares	512	LIA
44	0	0	0	0	0	0	0	0	0	Other equity	513	LIA
0	0	15	126	2	0	0	0	0	0	Mutual funds shares	52	LIA
0	0	0	69	0	0	0	0	0	0	Insurance technical reserves	6	LIA
0	0	0	69	0	0	0	0	0	0	Life insurance reserves	611	LIA
0	0	0	0	0	0	0	0	0	0	Pension fund reserves	612	LIA
0	0	0	0	0	0	0	0	0	0	Other technical reserves	62	LIA
805	0	9	54	0	0	0	0	0	0	Other accounts payable	7	LIA
2	0	9	12	0	0	0	0	0	0	Trade credits and advances	71	LIA
803	0	0	42	0	0	0	0	0	0	Other	79	LIA
1.472	0	-162	-3.163	0	0	0	0	0	0	**Net financial assets**		NETO
Centralna država/ *Central government*	Lokalna država/ *Local government*	Skladi socialne varnosti/ *Social security funds*	Gospodinjstva/ *Households*	Nepr. instit., ki opravljajo storitve za gospod./ *Non-profit institutions serving households*	Tujina/ *Rest of the world*	EU/ *European Union*	EMU/ *Members of the EMU*	Ostale članice EU/ *European Union, not EMU*	Ostali (izven EU)/ *Others (not EU)*			
S1311	S1313	S1314	S14	S15	S2	S21	S2111	S2112	S22			

B.1.14.1.

S.2 - tujina

B.1.14.2. Nekonsolidirani finančni računi - transakcije 2006

v mio EUR

B.1.14.2.

Vrsta post.	Oznaka	Finančni instrumenti	Institucionalni sektorji								
			S1	S11	S12	S121	S122	S123	S124	S125	S13
FSR	F	**Finančna sredstva**	4.529	932	3.281	15	2.608	645	-9	22	318
FSR	1	Monetarno zlato in SDR	0	0	0	0	0	0	0	0	0
FSR	2	Gotovina in vloge	1.027	0	1.027	7	1.019	0	0	0	0
FSR	21	Gotovina	0	0	0	0	0	0	0	0	0
FSR	22	Prenosljive vloge	9	0	9	0	9	0	0	0	0
FSR	29	Druge vloge	1.018	0	1.018	7	1.011	0	0	0	0
FSR	3	Vrednostni papirji razen delnic	486	10	34	0	34	0	0	0	442
FSR	331	Kratkoročni	2	0	0	0	0	0	0	0	2
FSR	332	Dolgoročni	471	4	28	0	29	0	0	0	439
FSR	34	Izvedeni finančni instrumenti	12	7	5	0	5	0	0	0	0
FSR	4	Posojila	2.092	170	2.045	0	1.426	620	-1	0	-120
FSR	41	Kratkoročna	70	178	-108	0	-50	-58	0	0	0
FSR	42	Dolgoročna	2.022	-8	2.153	0	1.476	678	-1	0	-120
FSR	5	Delnice in drug lastniški kapital	457	307	150	0	133	4	-3	15	0
FSR	511	Delnice, ki kotirajo	163	164	-1	0	0	1	-2	0	0
FSR	512	Delnice, ki ne kotirajo	144	-4	148	0	133	0	0	15	0
FSR	513	Drug lastniški kapital	157	146	10	0	0	10	0	0	0
FSR	52	Delnice/enote investicijskih skladov	-7	0	-7	0	0	-7	0	0	0
FSR	6	Zavarovalno tehnične rezervacije	10	0	10	0	0	0	0	10	0
FSR	611	Rezervacije iz življenjskih zavarovanj	0	0	0	0	0	0	0	0	0
FSR	612	Rezervacije iz pokojninskih zavarovanj	0	0	0	0	0	0	0	0	0
FSR	62	Druge tehnične rezervacije	10	0	10	0	0	0	0	10	0
FSR	7	Druge terjatve	458	445	16	8	-3	20	-6	-4	-4
FSR	71	Trgovinski krediti in avansi	458	458	-3	1	-1	2	-1	-5	7
FSR	79	Drugo	-1	-13	19	7	-2	18	-5	1	-11
OBV	F	**Obveznosti**	3.484	1.075	1.345	-1.307	1.502	637	9	503	-3
OBV	2	Gotovina in vloge	396	41	-401	-339	-34	-26	0	-1	-3
OBV	21	Gotovina	838	5	20	0	20	0	0	0	-2
OBV	22	Prenosljive vloge	122	11	113	-7	144	-24	0	0	-2
OBV	29	Druge vloge	-564	26	-533	-333	-198	-2	0	-1	1
OBV	3	Vrednostni papirji razen delnic	478	3	437	-967	1.041	6	0	359	26
OBV	331	Kratkoročni	306	2	301	0	269	9	0	22	4
OBV	332	Dolgoročni	150	3	129	-967	766	-4	0	335	19
OBV	34	Izvedeni finančni instrumenti	21	-2	7	0	6	0	0	1	3
OBV	4	Posojila	800	185	613	0	469	142	-2	4	0
OBV	41	Kratkoročna	301	157	144	0	111	29	0	4	0
OBV	42	Dolgoročna	499	28	469	0	358	113	-2	0	0
OBV	5	Delnice in drug lastniški kapital	1.039	226	577	0	17	425	-3	137	-7
OBV	511	Delnice, ki kotirajo	582	55	458	0	3	411	11	33	-16
OBV	512	Delnice, ki ne kotirajo	-2	-8	6	0	15	-21	-13	26	0
OBV	513	Drug lastniški kapital	205	173	9	0	-5	8	0	6	3
OBV	52	Delnice/enote investicijskih skladov	254	6	104	0	4	28	0	72	5
OBV	6	Zavarovalno tehnične rezervacije	28	0	11	0	0	0	0	11	0
OBV	611	Rezervacije iz življenjskih zavarovanj	16	0	0	0	0	0	0	0	0
OBV	612	Rezervacije iz pokojninskih zavarovanj	0	0	0	0	0	0	0	0	0
OBV	62	Druge tehnične rezervacije	13	0	11	0	0	0	0	11	0
OBV	7	Druge obveznosti	743	619	107	0	9	91	15	-7	-19
OBV	71	Trgovinski krediti in avansi	617	617	1	0	-1	7	0	-6	1
OBV	79	Drugo	126	2	106	0	10	83	15	-1	-20
NETO		**Neto finančna sredstva**	1.045	-143	1.936	1.322	1.106	7	-19	-481	321
			Gospodarstvo Slovenije/ *Total economy*	Nefinančne družbe/ *Non-financial corporations*	Finančne družbe/ *Financial corporations*	Centralna banka/ *Central Bank*	Druge denarne finančne institucije/ *Other monetary financial institutions*	Drugi finančni posredniki / *Other financial intermediaries*	Izvajalci pomožnih finančnih dejavnosti/ *Financial auxiliaries*	Zavarovalnice in pokojninski skladi/ *Insurance corporations and pension funds*	Država/ *General government*
			S1	S11	S12	S121	S122	S123	S124	S125	S13

S.2 – Rest of the world

Non-consolidated financial accounts – transactions 2006 B.1.14.2.

EUR millions

B.1.14.2.

Institutional sectors												
S1311	S1313	S1314	S14	S15	S2	S21	S2111	S2112	S22	Financial instruments	Code	Item type
318	0	0	-2	0	0	0	0	0	0	**Financial assets**	F	FAS
0	0	0	0	0	0	0	0	0	0	Monetary gold and SDRs	1	FAS
0	0	0	0	0	0	0	0	0	0	Currency and deposits	2	FAS
0	0	0	0	0	0	0	0	0	0	Currency	21	FAS
0	0	0	0	0	0	0	0	0	0	Transferable deposits	22	FAS
0	0	0	0	0	0	0	0	0	0	Other deposits	29	FAS
442	0	0	0	0	0	0	0	0	0	Securities other than shares	3	FAS
2	0	0	0	0	0	0	0	0	0	Short-term	331	FAS
439	0	0	0	0	0	0	0	0	0	Long-term	332	FAS
0	0	0	0	0	0	0	0	0	0	Financial derivatives	34	FAS
-120	0	0	-2	0	0	0	0	0	0	Loans	4	FAS
0	0	0	0	0	0	0	0	0	0	Short-term	41	FAS
-120	0	0	-2	0	0	0	0	0	0	Long-term	42	FAS
0	0	0	0	0	0	0	0	0	0	Shares and other equity	5	FAS
0	0	0	0	0	0	0	0	0	0	Quoted shares	511	FAS
0	0	0	0	0	0	0	0	0	0	Unquoted shares	512	FAS
0	0	0	0	0	0	0	0	0	0	Other equity	513	FAS
0	0	0	0	0	0	0	0	0	0	Mutual funds shares	52	FAS
0	0	0	0	0	0	0	0	0	0	Insurance technical reserves	6	FAS
0	0	0	0	0	0	0	0	0	0	Life insurance reserves	611	FAS
0	0	0	0	0	0	0	0	0	0	Pension fund reserves	612	FAS
0	0	0	0	0	0	0	0	0	0	Other technical reserves	62	FAS
-4	0	0	0	0	0	0	0	0	0	Other accounts receivable	7	FAS
8	0	-1	-3	0	0	0	0	0	0	Trade credits and advances	71	FAS
-12	0	1	4	0	0	0	0	0	0	Other	79	FAS
-11	1	7	1.061	7	0	0	0	0	0	**Liabilities**	F	LIA
-3	0	0	758	0	0	0	0	0	0	Currency and deposits	2	LIA
-2	0	0	815	0	0	0	0	0	0	Currency	21	LIA
-2	0	0	0	0	0	0	0	0	0	Transferable deposits	22	LIA
1	0	0	-57	0	0	0	0	0	0	Other deposits	29	LIA
6	0	20	11	0	0	0	0	0	0	Securities other than shares	3	LIA
0	0	4	-1	0	0	0	0	0	0	Short-term	331	LIA
3	0	17	-1	0	0	0	0	0	0	Long-term	332	LIA
3	0	0	12	0	0	0	0	0	0	Financial derivatives	34	LIA
0	0	0	2	0	0	0	0	0	0	Loans	4	LIA
0	0	0	0	0	0	0	0	0	0	Short-term	41	LIA
0	0	0	2	0	0	0	0	0	0	Long-term	42	LIA
8	0	-15	238	5	0	0	0	0	0	Shares and other equity	5	LIA
3	0	-19	84	1	0	0	0	0	0	Quoted shares	511	LIA
0	0	0	0	0	0	0	0	0	0	Unquoted shares	512	LIA
3	0	0	19	0	0	0	0	0	0	Other equity	513	LIA
1	0	4	134	3	0	0	0	0	0	Mutual funds shares	52	LIA
0	0	0	16	2	0	0	0	0	0	Insurance technical reserves	6	LIA
0	0	0	16	0	0	0	0	0	0	Life insurance reserves	611	LIA
0	0	0	0	0	0	0	0	0	0	Pension fund reserves	612	LIA
0	0	0	0	2	0	0	0	0	0	Other technical reserves	62	LIA
-21	1	1	36	0	0	0	0	0	0	Other accounts payable	7	LIA
1	0	0	-1	0	0	0	0	0	0	Trade credits and advances	71	LIA
-22	1	2	37	0	0	0	0	0	0	Other	79	LIA
329	-1	-7	-1.062	-7	0	0	0	0	0	**Net financial assets**		NETO
Centralna država/ *Central government*	Lokalna država/ *Local government*	Skladi socialne varnosti/ *Social security funds*	Gospodinjstva/ *Households*	Nepr. instit., ki opravljajo storitve za gospod./ *Non-profit institutions serving households*	Tujina/ *Rest of the world*	EU/ *European Union*	EMU/ *Members of the EMU*	Ostale članice EU/ *European Union, not EMU*	Ostali (izven EU)/ *Others (not EU)*			
S1311	S1313	S1314	S14	S15	S2	S21	S2111	S2112	S22			

S.2 - tujina

B.1.14.3. Nekonsolidirani finančni računi - vrednostne spremembe 2006

v mio EUR

B.1.14.3.

Vrsta post.	Oznaka	Finančni instrumenti	Institucionalni sektorji								
			S1	S11	S12	S121	S122	S123	S124	S125	S13
FSR	F	**Finančna sredstva**	307	253	95	-9	125	-30	1	8	-41
FSR	1	Monetarno zlato in SDR	-7	0	-7	-7	0	0	0	0	0
FSR	2	Gotovina in vloge	-40	0	-40	-2	-38	0	0	0	0
FSR	21	Gotovina	0	0	0	0	0	0	0	0	0
FSR	22	Prenosljive vloge	-25	0	-25	0	-25	0	0	0	0
FSR	29	Druge vloge	-15	0	-15	-2	-13	0	0	0	0
FSR	3	Vrednostni papirji razen delnic	-19	0	22	0	22	0	0	0	-41
FSR	331	Kratkoročni	0	0	0	0	0	0	0	0	0
FSR	332	Dolgoročni	-23	0	18	0	18	0	0	0	-41
FSR	34	Izvedeni finančni instrumenti	4	0	4	0	4	0	0	0	0
FSR	4	Posojila	-271	-243	-26	0	17	-43	0	0	-2
FSR	41	Kratkoročna	-160	-159	0	0	0	0	0	0	0
FSR	42	Dolgoročna	-112	-83	-25	0	17	-42	0	0	-2
FSR	5	Delnice in drug lastniški kapital	338	213	125	0	105	13	1	6	0
FSR	511	Delnice, ki kotirajo	155	152	3	0	0	2	1	0	0
FSR	512	Delnice, ki ne kotirajo	198	87	111	0	105	0	0	6	0
FSR	513	Drug lastniški kapital	-20	-27	7	0	0	7	0	0	0
FSR	52	Delnice/enote investicijskih skladov	4	0	4	0	0	4	0	0	0
FSR	6	Zavarovalno tehnične rezervacije	2	0	2	0	0	0	0	2	0
FSR	611	Rezervacije iz življenjskih zavarovanj	0	0	0	0	0	0	0	0	0
FSR	612	Rezervacije iz pokojninskih zavarovanj	1	0	1	0	0	0	0	1	0
FSR	62	Druge tehnične rezervacije	1	0	1	0	0	0	0	1	0
FSR	7	Druge terjatve	305	282	20	0	20	0	0	0	1
FSR	71	Trgovinski krediti in avansi	434	432	0	0	0	0	0	0	1
FSR	79	Drugo	-130	-149	20	0	20	0	0	0	0
OBV	F	**Obveznosti**	-512	115	-80	-191	-48	98	62	-1	-622
OBV	2	Gotovina in vloge	-57	0	-63	-25	-37	0	0	0	4
OBV	21	Gotovina	-1	0	-1	0	-1	0	0	0	0
OBV	22	Prenosljive vloge	-22	0	-22	0	-21	0	0	0	0
OBV	29	Druge vloge	-34	0	-40	-25	-15	0	0	0	4
OBV	3	Vrednostni papirji razen delnic	-209	-1	-204	-154	-29	-3	0	-18	-5
OBV	331	Kratkoročni	14	0	14	0	14	0	0	0	0
OBV	332	Dolgoročni	-245	-1	-239	-154	-64	-3	0	-18	-5
OBV	34	Izvedeni finančni instrumenti	22	0	22	0	21	0	0	0	0
OBV	4	Posojila	-190	-181	-9	0	-7	-2	0	0	0
OBV	41	Kratkoročna	-168	-166	-3	0	-2	0	0	0	0
OBV	42	Dolgoročna	-22	-15	-6	0	-5	-1	0	0	0
OBV	5	Delnice in drug lastniški kapital	99	-215	206	-1	25	102	62	17	35
OBV	511	Delnice, ki kotirajo	291	10	223	0	83	95	39	6	18
OBV	512	Delnice, ki ne kotirajo	-284	-251	-33	-1	-59	1	23	3	0
OBV	513	Drug lastniški kapital	28	25	1	0	0	0	0	0	2
OBV	52	Delnice/enote investicijskih skladov	65	1	15	0	1	5	0	9	16
OBV	6	Zavarovalno tehnične rezervacije	-1	0	0	0	0	0	0	0	0
OBV	611	Rezervacije iz življenjskih zavarovanj	1	0	0	0	0	0	0	0	0
OBV	612	Rezervacije iz pokojninskih zavarovanj	0	0	0	0	0	0	0	0	0
OBV	62	Druge tehnične rezervacije	-2	0	0	0	0	0	0	0	0
OBV	7	Druge obveznosti	-155	511	-10	-11	0	0	0	0	-657
OBV	71	Trgovinski krediti in avansi	169	168	1	0	1	0	0	0	0
OBV	79	Drugo	-324	343	-11	-11	0	0	0	0	-657
NETO		**Neto finančna sredstva**	819	138	175	182	173	-128	-61	9	581
			Gospodarstvo Slovenije/ *Total economy*	Nefinančne družbe/ *Non-financial corporations*	Finančne družbe/ *Financial corporations*	Centralna banka/ *Central Bank*	Druge denarne finančne institucije/ *Other monetary financial institutions*	Drugi finančni posredniki / *Other financial intermediaries*	Izvajalci pomožnih finančnih dejavnosti/ *Financial auxiliaries*	Zavarovalnice in pokojninski skladi/ *Insurance corporations and pension funds*	Država/ *General government*
			S1	S11	S12	S121	S122	S123	S124	S125	S13

S.2 – Rest of the world

Non-consolidated financial accounts – revaluation changes 2006 B.1.14.3.

EUR millions

B.1.14.3.

Institutional sectors												
S1311	S1313	S1314	S14	S15	S2	S21	S2111	S2112	S22	Financial instruments	Code	Item type
-41	0	0	1	0	0	0	0	0	0	**Financial assets**	F	FAS
0	0	0	0	0	0	0	0	0	0	Monetary gold and SDRs	1	FAS
0	0	0	0	0	0	0	0	0	0	Currency and deposits	2	FAS
0	0	0	0	0	0	0	0	0	0	Currency	21	FAS
0	0	0	0	0	0	0	0	0	0	Transferable deposits	22	FAS
0	0	0	0	0	0	0	0	0	0	Other deposits	29	FAS
-41	0	0	0	0	0	0	0	0	0	Securities other than shares	3	FAS
0	0	0	0	0	0	0	0	0	0	Short-term	331	FAS
-41	0	0	0	0	0	0	0	0	0	Long-term	332	FAS
0	0	0	0	0	0	0	0	0	0	Financial derivatives	34	FAS
-2	0	0	-1	0	0	0	0	0	0	Loans	4	FAS
0	0	0	0	0	0	0	0	0	0	Short-term	41	FAS
-2	0	0	-1	0	0	0	0	0	0	Long-term	42	FAS
0	0	0	0	0	0	0	0	0	0	Shares and other equity	5	FAS
0	0	0	0	0	0	0	0	0	0	Quoted shares	511	FAS
0	0	0	0	0	0	0	0	0	0	Unquoted shares	512	FAS
0	0	0	0	0	0	0	0	0	0	Other equity	513	FAS
0	0	0	0	0	0	0	0	0	0	Mutual funds shares	52	FAS
0	0	0	0	0	0	0	0	0	0	Insurance technical reserves	6	FAS
0	0	0	0	0	0	0	0	0	0	Life insurance reserves	611	FAS
0	0	0	0	0	0	0	0	0	0	Pension fund reserves	612	FAS
0	0	0	0	0	0	0	0	0	0	Other technical reserves	62	FAS
1	0	0	1	0	0	0	0	0	0	Other accounts receivable	7	FAS
1	0	0	2	0	0	0	0	0	0	Trade credits and advances	71	FAS
0	0	0	-1	0	0	0	0	0	0	Other	79	FAS
-639	0	17	75	-1	0	0	0	0	0	**Liabilities**	F	LIA
4	0	0	2	0	0	0	0	0	0	Currency and deposits	2	LIA
0	0	0	0	0	0	0	0	0	0	Currency	21	LIA
0	0	0	0	0	0	0	0	0	0	Transferable deposits	22	LIA
4	0	0	2	0	0	0	0	0	0	Other deposits	29	LIA
-5	0	0	0	0	0	0	0	0	0	Securities other than shares	3	LIA
0	0	0	0	0	0	0	0	0	0	Short-term	331	LIA
-5	0	0	0	0	0	0	0	0	0	Long-term	332	LIA
0	0	0	0	0	0	0	0	0	0	Financial derivatives	34	LIA
0	0	0	0	0	0	0	0	0	0	Loans	4	LIA
0	0	0	0	0	0	0	0	0	0	Short-term	41	LIA
0	0	0	0	0	0	0	0	0	0	Long-term	42	LIA
18	0	18	72	1	0	0	0	0	0	Shares and other equity	5	LIA
1	0	17	40	0	0	0	0	0	0	Quoted shares	511	LIA
0	0	0	0	0	0	0	0	0	0	Unquoted shares	512	LIA
2	0	0	0	0	0	0	0	0	0	Other equity	513	LIA
16	0	0	32	1	0	0	0	0	0	Mutual funds shares	52	LIA
0	0	0	1	-2	0	0	0	0	0	Insurance technical reserves	6	LIA
0	0	0	1	0	0	0	0	0	0	Life insurance reserves	611	LIA
0	0	0	0	0	0	0	0	0	0	Pension fund reserves	612	LIA
0	0	0	0	-2	0	0	0	0	0	Other technical reserves	62	LIA
-657	0	0	1	0	0	0	0	0	0	Other accounts payable	7	LIA
0	0	0	0	0	0	0	0	0	0	Trade credits and advances	71	LIA
-657	0	0	1	0	0	0	0	0	0	Other	79	LIA
598	0	-17	-75	1	0	0	0	0	0	**Net financial assets**		NETO
Centralna država/ *Central government*	Lokalna država/ *Local government*	Skladi socialne varnosti/ *Social security funds*	Gospodinjstva/ *Households*	Nepr. instit., ki opravljajo storitve za gospod./ *Non-profit institutions serving households*	Tujina/ *Rest of the world*	EU/ *European Union*	EMU/ *Members of the EMU*	Ostale članice EU/ *European Union, not EMU*	Ostali (izven EU)/ *Others (not EU)*			
S1311	S1313	S1314	S14	S15	S2	S21	S2111	S2112	S22			

S.2 - tujina

B.1.14.4. Nekonsolidirani finančni računi - stanja 2006 (konec leta)

v mio EUR

B.1.14.4.

Vrsta post.	Oznaka	Finančni instrumenti	Institucionalni sektorji								
			S1	S11	S12	S121	S122	S123	S124	S125	S13
FSR	F	**Finančna sredstva**	30.920	12.367	15.857	-34	12.075	3.620	14	181	2.619
FSR	1	Monetarno zlato in SDR	-88	0	-88	-88	0	0	0	0	0
FSR	2	Gotovina in vloge	3.330	0	3.330	45	3.286	0	0	0	0
FSR	21	Gotovina	0	0	0	0	0	0	0	0	0
FSR	22	Prenosljive vloge	253	0	253	0	253	0	0	0	0
FSR	29	Druge vloge	3.077	0	3.077	45	3.033	0	0	0	0
FSR	3	Vrednostni papirji razen delnic	2.565	27	406	0	406	0	0	0	2.132
FSR	331	Kratkoročni	24	0	0	0	0	0	0	0	24
FSR	332	Dolgoročni	2.509	17	384	0	384	0	0	0	2.108
FSR	34	Izvedeni finančni instrumenti	33	11	22	0	22	0	0	0	0
FSR	4	Posojila	14.048	2.983	10.768	0	7.355	3.405	8	0	241
FSR	41	Kratkoročna	661	97	564	0	557	7	0	0	0
FSR	42	Dolgoročna	13.387	2.887	10.204	0	6.798	3.397	8	0	241
FSR	5	Delnice in drug lastniški kapital	6.740	5.488	1.252	0	988	178	4	81	0
FSR	511	Delnice, ki kotirajo	573	565	8	0	0	6	2	0	0
FSR	512	Delnice, ki ne kotirajo	2.939	1.870	1.069	0	988	0	0	81	0
FSR	513	Drug lastniški kapital	3.208	3.053	155	0	0	153	2	0	0
FSR	52	Delnice/enote investicijskih skladov	20	0	20	0	0	20	0	0	0
FSR	6	Zavarovalno tehnične rezervacije	94	0	94	0	0	0	0	94	0
FSR	611	Rezervacije iz življenjskih zavarovanj	0	0	0	0	0	0	0	0	0
FSR	612	Rezervacije iz pokojninskih zavarovanj	1	0	1	0	0	0	0	1	0
FSR	62	Druge tehnične rezervacije	93	0	93	0	0	0	0	93	0
FSR	7	Druge terjatve	4.232	3.869	94	9	40	37	2	7	246
FSR	71	Trgovinski krediti in avansi	3.866	3.665	14	2	2	9	0	1	179
FSR	79	Drugo	366	204	80	7	38	28	2	5	67
OBV	F	**Obveznosti**	25.722	7.611	13.321	5.506	5.061	1.522	105	1.127	407
OBV	2	Gotovina in vloge	6.095	103	2.467	1.009	1.455	1	2	2	8
OBV	21	Gotovina	2.957	25	68	0	67	0	0	0	0
OBV	22	Prenosljive vloge	581	41	536	32	502	1	2	0	3
OBV	29	Druge vloge	2.557	37	1.863	976	886	0	0	1	5
OBV	3	Vrednostni papirji razen delnic	7.368	41	7.204	4.377	1.943	89	0	795	93
OBV	331	Kratkoročni	329	10	316	0	284	10	0	22	4
OBV	332	Dolgoročni	6.976	28	6.852	4.377	1.627	78	0	771	85
OBV	34	Izvedeni finančni instrumenti	63	3	36	0	32	2	0	2	4
OBV	4	Posojila	2.121	579	1.529	0	1.304	212	9	5	0
OBV	41	Kratkoročna	591	181	410	0	356	50	0	4	0
OBV	42	Dolgoročna	1.530	398	1.118	0	948	161	9	0	0
OBV	5	Delnice in drug lastniški kapital	4.823	2.172	1.835	22	328	1.112	77	296	168
OBV	511	Delnice, ki kotirajo	1.858	215	1.230	0	139	967	61	63	84
OBV	512	Delnice, ki ne kotirajo	744	461	283	21	176	5	15	66	0
OBV	513	Drug lastniški kapital	1.568	1.476	24	1	1	14	1	7	48
OBV	52	Delnice/enote investicijskih skladov	653	21	298	0	12	127	0	159	37
OBV	6	Zavarovalno tehnične rezervacije	110	0	25	0	0	0	0	25	0
OBV	611	Rezervacije iz življenjskih zavarovanj	85	0	0	0	0	0	0	0	0
OBV	612	Rezervacije iz pokojninskih zavarovanj	0	0	0	0	0	0	0	0	0
OBV	62	Druge tehnične rezervacije	25	0	25	0	0	0	0	25	0
OBV	7	Druge obveznosti	5.205	4.715	261	98	32	109	17	5	138
OBV	71	Trgovinski krediti in avansi	4.244	4.198	24	0	1	21	1	1	11
OBV	79	Drugo	961	517	237	98	31	88	16	4	127
NETO		**Neto finančna sredstva**	5.199	4.757	2.536	-5.540	7.015	2.098	-91	-945	2.212
			Gospodarstvo Slovenije/ *Total economy*	Nefinančne družbe/ *Non-financial corporations*	Finančne družbe/ *Financial corporations*	Centralna banka/ *Central Bank*	Druge denarne finančne institucije/ *Other monetary financial institutions*	Drugi finančni posredniki / *Other financial intermediaries*	Izvajalci pomožnih finančnih dejavnosti/ *Financial auxiliaries*	Zavarovalnice in pokojninski skladi/ *Insurance corporations and pension funds*	Država/ *General government*
			S1	S11	S12	S121	S122	S123	S124	S125	S13

S.2 – Rest of the world

Non-consolidated financial accounts – outstanding amounts 2006 (end of year) B.1.14.4.

EUR millions

Institutional sectors												
S1311	S1313	S1314	S14	S15	S2	S21	S2111	S2112	S22	Financial instruments	Code	Item type
2.615	0	3	74	4	0	0	0	0	0	**Financial assets**	F	FAS
0	0	0	0	0	0	0	0	0	0	Monetary gold and SDRs	1	FAS
0	0	0	0	0	0	0	0	0	0	Currency and deposits	2	FAS
0	0	0	0	0	0	0	0	0	0	Currency	21	FAS
0	0	0	0	0	0	0	0	0	0	Transferable deposits	22	FAS
0	0	0	0	0	0	0	0	0	0	Other deposits	29	FAS
2.132	0	0	0	0	0	0	0	0	0	Securities other than shares	3	FAS
24	0	0	0	0	0	0	0	0	0	Short-term	331	FAS
2.108	0	0	0	0	0	0	0	0	0	Long-term	332	FAS
0	0	0	0	0	0	0	0	0	0	Financial derivatives	34	FAS
241	0	0	52	3	0	0	0	0	0	Loans	4	FAS
0	0	0	0	0	0	0	0	0	0	Short-term	41	FAS
241	0	0	52	3	0	0	0	0	0	Long-term	42	FAS
0	0	0	0	0	0	0	0	0	0	Shares and other equity	5	FAS
0	0	0	0	0	0	0	0	0	0	Quoted shares	511	FAS
0	0	0	0	0	0	0	0	0	0	Unquoted shares	512	FAS
0	0	0	0	0	0	0	0	0	0	Other equity	513	FAS
0	0	0	0	0	0	0	0	0	0	Mutual funds shares	52	FAS
0	0	0	0	0	0	0	0	0	0	Insurance technical reserves	6	FAS
0	0	0	0	0	0	0	0	0	0	Life insurance reserves	611	FAS
0	0	0	0	0	0	0	0	0	0	Pension fund reserves	612	FAS
0	0	0	0	0	0	0	0	0	0	Other technical reserves	62	FAS
242	0	3	22	0	0	0	0	0	0	Other accounts receivable	7	FAS
177	0	2	7	0	0	0	0	0	0	Trade credits and advances	71	FAS
65	0	1	15	0	0	0	0	0	0	Other	79	FAS
217	1	189	4.374	10	0	0	0	0	0	**Liabilities**	F	LIA
8	0	0	3.516	0	0	0	0	0	0	Currency and deposits	2	LIA
0	0	0	2.865	0	0	0	0	0	0	Currency	21	LIA
3	0	0	0	0	0	0	0	0	0	Transferable deposits	22	LIA
5	0	0	652	0	0	0	0	0	0	Other deposits	29	LIA
13	0	80	30	1	0	0	0	0	0	Securities other than shares	3	LIA
0	0	4	0	0	0	0	0	0	0	Short-term	331	LIA
9	0	76	10	0	0	0	0	0	0	Long-term	332	LIA
4	0	0	20	0	0	0	0	0	0	Financial derivatives	34	LIA
0	0	0	13	0	0	0	0	0	0	Loans	4	LIA
0	0	0	0	0	0	0	0	0	0	Short-term	41	LIA
0	0	0	13	0	0	0	0	0	0	Long-term	42	LIA
69	0	99	638	9	0	0	0	0	0	Shares and other equity	5	LIA
4	0	79	327	3	0	0	0	0	0	Quoted shares	511	LIA
0	0	0	0	0	0	0	0	0	0	Unquoted shares	512	LIA
48	0	0	19	0	0	0	0	0	0	Other equity	513	LIA
17	0	20	292	6	0	0	0	0	0	Mutual funds shares	52	LIA
0	0	0	85	0	0	0	0	0	0	Insurance technical reserves	6	LIA
0	0	0	85	0	0	0	0	0	0	Life insurance reserves	611	LIA
0	0	0	0	0	0	0	0	0	0	Pension fund reserves	612	LIA
0	0	0	0	0	0	0	0	0	0	Other technical reserves	62	LIA
127	1	10	91	0	0	0	0	0	0	Other accounts payable	7	LIA
3	0	9	11	0	0	0	0	0	0	Trade credits and advances	71	LIA
124	1	2	80	0	0	0	0	0	0	Other	79	LIA
2.399	-1	-186	-4.300	-6	0	0	0	0	0	**Net financial assets**		NETO
Centralna država/ *Central government*	Lokalna država/ *Local government*	Skladi socialne varnosti/ *Social security funds*	Gospodinjstva/ *Households*	Nepr. instit., ki opravljajo storitve za gospod./ *Non-profit institutions serving households*	Tujina/ *Rest of the world*	EU/ *European Union*	EMU/ *Members of the EMU*	Ostale članice EU/ *European Union, not EMU*	Ostali (izven EU)/ *Others (not EU)*			
S1311	S1313	S1314	S14	S15	S2	S21	S2111	S2112	S22			

B.1.14.4.

S.21 - EU

B.1.15.1. Nekonsolidirani finančni računi - stanja 2005 (konec leta)

v mio EUR

B.1.15.1.

Vrsta post.	Oznaka	Finančni instrumenti	Institucionalni sektorji								
			S1	S11	S12	S121	S122	S123	S124	S125	S13
FSR	F	**Finančna sredstva**	22.499	8.856	11.653	-61	8.671	2.941	11	91	1.916
FSR	1	Monetarno zlato in SDR	-70	0	-70	-70	0	0	0	0	0
FSR	2	Gotovina in vloge	1.879	0	1.879	9	1.871	0	0	0	0
FSR	21	Gotovina	0	0	0	0	0	0	0	0	0
FSR	22	Prenosljive vloge	137	0	137	0	137	0	0	0	0
FSR	29	Druge vloge	1.742	0	1.742	9	1.734	0	0	0	0
FSR	3	Vrednostni papirji razen delnic	1.758	17	344	0	344	0	0	0	1.398
FSR	331	Kratkoročni	16	0	0	0	0	0	0	0	16
FSR	332	Dolgoročni	1.728	13	333	0	333	0	0	0	1.382
FSR	34	Izvedeni finančni instrumenti	14	3	11	0	11	0	0	0	0
FSR	4	Posojila	11.644	2.833	8.482	0	5.694	2.782	7	0	273
FSR	41	Kratkoročna	657	77	580	0	514	66	0	0	0
FSR	42	Dolgoročna	10.987	2.756	7.903	0	5.180	2.716	7	0	273
FSR	5	Delnice in drug lastniški kapital	4.382	3.426	956	0	746	146	4	59	0
FSR	511	Delnice, ki kotirajo	170	167	4	0	0	2	2	0	0
FSR	512	Delnice, ki ne kotirajo	1.749	944	805	0	746	0	0	59	0
FSR	513	Drug lastniški kapital	2.445	2.316	129	0	0	127	2	0	0
FSR	52	Delnice/enote investicijskih skladov	18	0	18	0	0	18	0	0	0
FSR	6	Zavarovalno tehnične rezervacije	23	0	23	0	0	0	0	23	0
FSR	611	Rezervacije iz življenjskih zavarovanj	0	0	0	0	0	0	0	0	0
FSR	612	Rezervacije iz pokojninskih zavarovanj	0	0	0	0	0	0	0	0	0
FSR	62	Druge tehnične rezervacije	23	0	23	0	0	0	0	23	0
FSR	7	Druge terjatve	2.884	2.581	39	0	16	13	1	9	246
FSR	71	Trgovinski krediti in avansi	2.432	2.241	15	0	3	5	0	5	169
FSR	79	Drugo	453	339	25	0	13	7	0	4	77
OBV	F	**Obveznosti**	14.710	2.995	9.047	5.899	2.219	421	8	499	99
OBV	2	Gotovina in vloge	4.975	44	2.619	1.323	1.271	22	1	1	4
OBV	21	Gotovina	1.683	20	36	0	35	0	0	0	0
OBV	22	Prenosljive vloge	429	15	410	33	355	22	1	0	4
OBV	29	Druge vloge	2.863	9	2.173	1.291	881	0	0	1	0
OBV	3	Vrednostni papirji razen delnic	5.809	22	5.732	4.575	708	78	0	371	44
OBV	331	Kratkoročni	9	6	2	0	1	1	0	0	0
OBV	332	Dolgoročni	5.791	14	5.726	4.575	703	77	0	371	43
OBV	34	Izvedeni finančni instrumenti	9	2	4	0	4	0	0	0	1
OBV	4	Posojila	420	258	159	0	157	1	0	0	0
OBV	41	Kratkoročna	163	102	62	0	61	1	0	0	0
OBV	42	Dolgoročna	257	156	97	0	96	0	0	0	0
OBV	5	Delnice in drug lastniški kapital	1.604	899	493	1	74	309	6	103	42
OBV	511	Delnice, ki kotirajo	405	21	285	0	13	258	1	13	42
OBV	512	Delnice, ki ne kotirajo	715	628	87	0	56	9	4	18	0
OBV	513	Drug lastniški kapital	247	238	9	1	5	2	0	0	0
OBV	52	Delnice/enote investicijskih skladov	237	11	113	0	0	40	0	73	0
OBV	6	Zavarovalno tehnične rezervacije	80	0	14	0	0	0	0	14	0
OBV	611	Rezervacije iz življenjskih zavarovanj	67	0	0	0	0	0	0	0	0
OBV	612	Rezervacije iz pokojninskih zavarovanj	0	0	0	0	0	0	0	0	0
OBV	62	Druge tehnične rezervacije	14	0	14	0	0	0	0	14	0
OBV	7	Druge obveznosti	1.822	1.773	31	0	8	12	1	10	10
OBV	71	Trgovinski krediti in avansi	1.761	1.728	15	0	0	8	0	6	9
OBV	79	Drugo	61	44	16	0	8	4	0	4	0
NETO		**Neto finančna sredstva**	7.789	5.862	2.605	-5.961	6.451	2.519	3	-408	1.817
			Gospodarstvo Slovenije/ *Total economy*	Nefinančne družbe/ *Non-financial corporations*	Finančne družbe/ *Financial corporations*	Centralna banka/ *Central Bank*	Druge denarne finančne institucije/ *Other monetary financial institutions*	Drugi finančni posredniki / *Other financial intermediaries*	Izvajalci pomožnih finančnih dejavnosti/ *Financial auxiliaries*	Zavarovalnice in pokojninski skladi/ *Insurance corporations and pension funds*	Država/ *General government*
			S1	S11	S12	S121	S122	S123	S124	S125	S13

S.21 – EU

Non-consolidated financial accounts – outstanding amounts 2005 (end of year) B.1.15.1.

EUR millions

Institutional sectors												
S1311	S1313	S1314	S14	S15	S2	S21	S2111	S2112	S22	Financial instruments	Code	Item type
1.913	0	3	71	4	0	0	0	0	0	**Financial assets**	F	FAS
0	0	0	0	0	0	0	0	0	0	Monetary gold and SDRs	1	FAS
0	0	0	0	0	0	0	0	0	0	Currency and deposits	2	FAS
0	0	0	0	0	0	0	0	0	0	Currency	21	FAS
0	0	0	0	0	0	0	0	0	0	Transferable deposits	22	FAS
0	0	0	0	0	0	0	0	0	0	Other deposits	29	FAS
1.398	0	0	0	0	0	0	0	0	0	Securities other than shares	3	FAS
16	0	0	0	0	0	0	0	0	0	Short-term	331	FAS
1.382	0	0	0	0	0	0	0	0	0	Long-term	332	FAS
0	0	0	0	0	0	0	0	0	0	Financial derivatives	34	FAS
272	0	0	52	4	0	0	0	0	0	Loans	4	FAS
0	0	0	0	0	0	0	0	0	0	Short-term	41	FAS
272	0	0	52	4	0	0	0	0	0	Long-term	42	FAS
0	0	0	0	0	0	0	0	0	0	Shares and other equity	5	FAS
0	0	0	0	0	0	0	0	0	0	Quoted shares	511	FAS
0	0	0	0	0	0	0	0	0	0	Unquoted shares	512	FAS
0	0	0	0	0	0	0	0	0	0	Other equity	513	FAS
0	0	0	0	0	0	0	0	0	0	Mutual funds shares	52	FAS
0	0	0	0	0	0	0	0	0	0	Insurance technical reserves	6	FAS
0	0	0	0	0	0	0	0	0	0	Life insurance reserves	611	FAS
0	0	0	0	0	0	0	0	0	0	Pension fund reserves	612	FAS
0	0	0	0	0	0	0	0	0	0	Other technical reserves	62	FAS
244	0	2	18	0	0	0	0	0	0	Other accounts receivable	7	FAS
166	0	2	7	0	0	0	0	0	0	Trade credits and advances	71	FAS
77	0	0	11	0	0	0	0	0	0	Other	79	FAS
7	0	92	2.567	2	0	0	0	0	0	**Liabilities**	F	LIA
4	0	0	2.309	0	0	0	0	0	0	Currency and deposits	2	LIA
0	0	0	1.627	0	0	0	0	0	0	Currency	21	LIA
4	0	0	0	0	0	0	0	0	0	Transferable deposits	22	LIA
0	0	0	681	0	0	0	0	0	0	Other deposits	29	LIA
2	0	42	11	0	0	0	0	0	0	Securities other than shares	3	LIA
0	0	0	0	0	0	0	0	0	0	Short-term	331	LIA
1	0	42	8	0	0	0	0	0	0	Long-term	332	LIA
1	0	0	2	0	0	0	0	0	0	Financial derivatives	34	LIA
0	0	0	4	0	0	0	0	0	0	Loans	4	LIA
0	0	0	0	0	0	0	0	0	0	Short-term	41	LIA
0	0	0	4	0	0	0	0	0	0	Long-term	42	LIA
0	0	42	168	2	0	0	0	0	0	Shares and other equity	5	LIA
0	0	42	57	0	0	0	0	0	0	Quoted shares	511	LIA
0	0	0	0	0	0	0	0	0	0	Unquoted shares	512	LIA
0	0	0	0	0	0	0	0	0	0	Other equity	513	LIA
0	0	0	111	2	0	0	0	0	0	Mutual funds shares	52	LIA
0	0	0	67	0	0	0	0	0	0	Insurance technical reserves	6	LIA
0	0	0	67	0	0	0	0	0	0	Life insurance reserves	611	LIA
0	0	0	0	0	0	0	0	0	0	Pension fund reserves	612	LIA
0	0	0	0	0	0	0	0	0	0	Other technical reserves	62	LIA
1	0	9	9	0	0	0	0	0	0	Other accounts payable	7	LIA
1	0	9	8	0	0	0	0	0	0	Trade credits and advances	71	LIA
0	0	0	1	0	0	0	0	0	0	Other	79	LIA
1.907	0	-89	-2.496	1	0	0	0	0	0	**Net financial assets**		NETO
Centralna država/ *Central government*	Lokalna država/ *Local government*	Skladi socialne varnosti/ *Social security funds*	Gospodinjstva/ *Households*	Nepr. instit., ki opravljajo storitve za gospod./ *Non-profit institutions serving households*	Tujina/ *Rest of the world*	EU/ *European Union*	EMU/ *Members of the EMU*	Ostale članice EU/ *European Union, not EMU*	Ostali (izven EU)/ *Others (not EU)*			
S1311	S1313	S1314	S14	S15	S2	S21	S2111	S2112	S22			

B.1.15.1.

S.21 - EU

B.1.15.2. Nekonsolidirani finančni računi - transakcije 2006

v mio EUR

B.1.15.2.

Vrsta post.	Oznaka	Finančni instrumenti	Institucionalni sektorji								
			S1	S11	S12	S121	S122	S123	S124	S125	S13
FSR	F	**Finančna sredstva**	4.105	605	3.135	51	2.434	636	-2	16	367
FSR	1	Monetarno zlato in SDR	35	0	35	35	0	0	0	0	0
FSR	2	Gotovina in vloge	901	0	901	7	894	0	0	0	0
FSR	21	Gotovina	0	0	0	0	0	0	0	0	0
FSR	22	Prenosljive vloge	2	0	2	0	2	0	0	0	0
FSR	29	Druge vloge	899	0	899	7	892	0	0	0	0
FSR	3	Vrednostni papirji razen delnic	496	10	38	0	38	0	0	0	448
FSR	331	Kratkoročni	8	0	0	0	0	0	0	0	8
FSR	332	Dolgoročni	477	4	33	0	33	0	0	0	440
FSR	34	Izvedeni finančni instrumenti	12	7	5	0	5	0	0	0	0
FSR	4	Posojila	2.073	164	1.987	0	1.372	616	-1	0	-76
FSR	41	Kratkoročna	-85	171	-255	0	-197	-58	0	0	0
FSR	42	Dolgoročna	2.158	-6	2.242	0	1.569	674	-1	0	-76
FSR	5	Delnice in drug lastniški kapital	347	197	150	0	133	4	-2	15	0
FSR	511	Delnice, ki kotirajo	73	75	-3	0	0	-1	-2	0	0
FSR	512	Delnice, ki ne kotirajo	127	-22	148	0	133	0	0	15	0
FSR	513	Drug lastniški kapital	153	143	9	0	0	10	0	0	0
FSR	52	Delnice/enote investicijskih skladov	-5	0	-5	0	0	-5	0	0	0
FSR	6	Zavarovalno tehnične rezervacije	3	0	3	0	0	0	0	3	0
FSR	611	Rezervacije iz življenjskih zavarovanj	0	0	0	0	0	0	0	0	0
FSR	612	Rezervacije iz pokojninskih zavarovanj	0	0	0	0	0	0	0	0	0
FSR	62	Druge tehnične rezervacije	3	0	3	0	0	0	0	3	0
FSR	7	Druge terjatve	248	233	20	8	-3	17	1	-3	-5
FSR	71	Trgovinski krediti in avansi	244	243	-3	1	-1	1	0	-4	7
FSR	79	Drugo	4	-10	23	7	-2	15	1	1	-12
OBV	F	**Obveznosti**	1.217	321	20	-1.414	825	230	0	378	29
OBV	2	Gotovina in vloge	248	32	-453	-326	-104	-22	0	-1	-1
OBV	21	Gotovina	735	5	13	0	13	0	0	0	0
OBV	22	Prenosljive vloge	97	16	82	-7	112	-22	0	0	-2
OBV	29	Druge vloge	-584	11	-549	-319	-229	0	0	-1	1
OBV	3	Vrednostni papirji razen delnic	151	1	117	-1.088	901	3	0	302	20
OBV	331	Kratkoročni	291	-3	293	0	269	9	0	15	1
OBV	332	Dolgoročni	-164	5	-184	-1.088	626	-7	0	285	17
OBV	34	Izvedeni finančni instrumenti	24	-1	8	0	6	1	0	1	3
OBV	4	Posojila	166	108	58	0	31	23	0	4	0
OBV	41	Kratkoročna	165	129	36	0	16	15	0	4	0
OBV	42	Dolgoročna	0	-21	22	0	15	7	0	0	0
OBV	5	Delnice in drug lastniški kapital	276	-78	200	0	-7	150	-14	71	8
OBV	511	Delnice, ki kotirajo	166	-6	163	0	1	145	0	17	-1
OBV	512	Delnice, ki ne kotirajo	-82	-46	-36	0	-5	-7	-14	-10	0
OBV	513	Drug lastniški kapital	-21	-24	-5	0	-5	-1	0	0	0
OBV	52	Delnice/enote investicijskih skladov	212	-2	78	0	1	13	0	63	9
OBV	6	Zavarovalno tehnične rezervacije	27	0	9	0	0	0	0	9	0
OBV	611	Rezervacije iz življenjskih zavarovanj	16	0	0	0	0	0	0	0	0
OBV	612	Rezervacije iz pokojninskih zavarovanj	0	0	0	0	0	0	0	0	0
OBV	62	Druge tehnične rezervacije	11	0	9	0	0	0	0	9	0
OBV	7	Druge obveznosti	350	258	90	0	4	77	15	-6	2
OBV	71	Trgovinski krediti in avansi	258	264	-5	0	-1	1	0	-5	0
OBV	79	Drugo	92	-6	95	0	5	76	15	-1	2
NETO		**Neto finančna sredstva**	2.887	284	3.114	1.465	1.608	406	-2	-363	338
			Gospodarstvo Slovenije/ *Total economy*	Nefinančne družbe/ *Non-financial corporations*	Finančne družbe/ *Financial corporations*	Centralna banka/ *Central Bank*	Druge denarne finančne institucije/ *Other monetary financial institutions*	Drugi finančni posredniki / *Other financial intermediaries*	Izvajalci pomožnih finančnih dejavnosti/ *Financial auxiliaries*	Zavarovalnice in pokojninski skladi/ *Insurance corporations and pension funds*	Država/ *General government*
			S1	S11	S12	S121	S122	S123	S124	S125	S13

S.21 – EU

Non-consolidated financial accounts – transactions 2006 B.1.15.2.

EUR millions

B.1.15.2.

Institutional sectors												
S1311	S1313	S1314	S14	S15	S2	S21	S2111	S2112	S22	Financial instruments	Code	Item type
368	0	-1	-2	0	0	0	0	0	0	**Financial assets**	F	FAS
0	0	0	0	0	0	0	0	0	0	Monetary gold and SDRs	1	FAS
0	0	0	0	0	0	0	0	0	0	Currency and deposits	2	FAS
0	0	0	0	0	0	0	0	0	0	Currency	21	FAS
0	0	0	0	0	0	0	0	0	0	Transferable deposits	22	FAS
0	0	0	0	0	0	0	0	0	0	Other deposits	29	FAS
448	0	0	0	0	0	0	0	0	0	Securities other than shares	3	FAS
8	0	0	0	0	0	0	0	0	0	Short-term	331	FAS
440	0	0	0	0	0	0	0	0	0	Long-term	332	FAS
0	0	0	0	0	0	0	0	0	0	Financial derivatives	34	FAS
-76	0	0	-2	0	0	0	0	0	0	Loans	4	FAS
0	0	0	0	0	0	0	0	0	0	Short-term	41	FAS
-76	0	0	-2	0	0	0	0	0	0	Long-term	42	FAS
0	0	0	0	0	0	0	0	0	0	Shares and other equity	5	FAS
0	0	0	0	0	0	0	0	0	0	Quoted shares	511	FAS
0	0	0	0	0	0	0	0	0	0	Unquoted shares	512	FAS
0	0	0	0	0	0	0	0	0	0	Other equity	513	FAS
0	0	0	0	0	0	0	0	0	0	Mutual funds shares	52	FAS
0	0	0	0	0	0	0	0	0	0	Insurance technical reserves	6	FAS
0	0	0	0	0	0	0	0	0	0	Life insurance reserves	611	FAS
0	0	0	0	0	0	0	0	0	0	Pension fund reserves	612	FAS
0	0	0	0	0	0	0	0	0	0	Other technical reserves	62	FAS
-5	0	-1	0	0	0	0	0	0	0	Other accounts receivable	7	FAS
8	0	-1	-3	0	0	0	0	0	0	Trade credits and advances	71	FAS
-12	0	0	4	0	0	0	0	0	0	Other	79	FAS
5	1	24	841	6	0	0	0	0	0	**Liabilities**	F	LIA
-1	0	0	671	0	0	0	0	0	0	Currency and deposits	2	LIA
0	0	0	717	0	0	0	0	0	0	Currency	21	LIA
-2	0	0	0	0	0	0	0	0	0	Transferable deposits	22	LIA
1	0	0	-47	0	0	0	0	0	0	Other deposits	29	LIA
3	0	17	12	0	0	0	0	0	0	Securities other than shares	3	LIA
0	0	1	0	0	0	0	0	0	0	Short-term	331	LIA
1	0	16	-1	0	0	0	0	0	0	Long-term	332	LIA
3	0	0	14	0	0	0	0	0	0	Financial derivatives	34	LIA
0	0	0	0	0	0	0	0	0	0	Loans	4	LIA
0	0	0	0	0	0	0	0	0	0	Short-term	41	LIA
0	0	0	0	0	0	0	0	0	0	Long-term	42	LIA
1	0	7	143	4	0	0	0	0	0	Shares and other equity	5	LIA
0	0	-1	10	1	0	0	0	0	0	Quoted shares	511	LIA
0	0	0	0	0	0	0	0	0	0	Unquoted shares	512	LIA
0	0	0	8	0	0	0	0	0	0	Other equity	513	LIA
1	0	8	124	3	0	0	0	0	0	Mutual funds shares	52	LIA
0	0	0	16	2	0	0	0	0	0	Insurance technical reserves	6	LIA
0	0	0	16	0	0	0	0	0	0	Life insurance reserves	611	LIA
0	0	0	0	0	0	0	0	0	0	Pension fund reserves	612	LIA
0	0	0	0	2	0	0	0	0	0	Other technical reserves	62	LIA
1	1	0	-1	0	0	0	0	0	0	Other accounts payable	7	LIA
1	0	-1	-1	0	0	0	0	0	0	Trade credits and advances	71	LIA
0	1	1	1	0	0	0	0	0	0	Other	79	LIA
363	-1	-25	-842	-6	0	0	0	0	0	**Net financial assets**		NETO
Centralna država/ *Central government*	Lokalna država/ *Local government*	Skladi socialne varnosti/ *Social security funds*	Gospodinjstva/ *Households*	Nepr. instit., ki opravljajo storitve za gospod./ *Non-profit institutions serving households*	Tujina/ *Rest of the world*	EU/ *European Union*	EMU/ *Members of the EMU*	Ostale članice EU/ *European Union, not EMU*	Ostali (izven EU)/ *Others (not EU)*			
S1311	S1313	S1314	S14	S15	S2	S21	S2111	S2112	S22			

S.21 - EU

B.1.15.3. Nekonsolidirani finančni računi - vrednostne spremembe 2006

v mio EUR

B.1.15.3.

Vrsta post.	Oznaka	Finančni instrumenti	Institucionalni sektorji								
			S1	S11	S12	S121	S122	S123	S124	S125	S13
FSR	F	**Finančna sredstva**	736	110	658	-5	680	-24	1	6	-33
FSR	1	Monetarno zlato in SDR	-5	0	-5	-5	0	0	0	0	0
FSR	2	Gotovina in vloge	286	0	286	0	286	0	0	0	0
FSR	21	Gotovina	0	0	0	0	0	0	0	0	0
FSR	22	Prenosljive vloge	-11	0	-11	0	-11	0	0	0	0
FSR	29	Druge vloge	298	0	298	0	298	0	0	0	0
FSR	3	Vrednostni papirji razen delnic	-13	0	19	0	19	0	0	0	-33
FSR	331	Kratkoročni	0	0	0	0	0	0	0	0	0
FSR	332	Dolgoročni	-15	0	18	0	18	0	0	0	-33
FSR	34	Izvedeni finančni instrumenti	2	0	1	0	1	0	0	0	0
FSR	4	Posojila	-8	-215	209	0	251	-42	0	0	-2
FSR	41	Kratkoročna	75	-157	233	0	233	0	0	0	0
FSR	42	Dolgoročna	-84	-57	-24	0	18	-42	0	0	-2
FSR	5	Delnice in drug lastniški kapital	234	105	129	0	103	18	1	6	0
FSR	511	Delnice, ki kotirajo	89	89	1	0	0	0	0	0	0
FSR	512	Delnice, ki ne kotirajo	146	37	109	0	103	0	0	6	0
FSR	513	Drug lastniški kapital	-5	-20	15	0	0	15	0	0	0
FSR	52	Delnice/enote investicijskih skladov	3	0	3	0	0	3	0	0	0
FSR	6	Zavarovalno tehnične rezervacije	0	0	0	0	0	0	0	0	0
FSR	611	Rezervacije iz življenjskih zavarovanj	0	0	0	0	0	0	0	0	0
FSR	612	Rezervacije iz pokojninskih zavarovanj	0	0	0	0	0	0	0	0	0
FSR	62	Druge tehnične rezervacije	0	0	0	0	0	0	0	0	0
FSR	7	Druge terjatve	242	220	20	0	20	0	0	0	1
FSR	71	Trgovinski krediti in avansi	392	390	0	0	0	0	0	0	1
FSR	79	Drugo	-150	-170	20	0	20	0	0	0	0
OBV	F	**Obveznosti**	-166	-92	-136	-140	-64	47	23	-3	22
OBV	2	Gotovina in vloge	-58	0	-60	-23	-37	0	0	0	0
OBV	21	Gotovina	-1	0	-1	0	-1	0	0	0	0
OBV	22	Prenosljive vloge	-21	0	-21	0	-21	0	0	0	0
OBV	29	Druge vloge	-37	0	-38	-23	-15	0	0	0	0
OBV	3	Vrednostni papirji razen delnic	-171	0	-171	-116	-37	-3	0	-15	0
OBV	331	Kratkoročni	14	0	14	0	14	0	0	0	0
OBV	332	Dolgoročni	-200	0	-199	-116	-65	-3	0	-15	0
OBV	34	Izvedeni finančni instrumenti	14	0	14	0	14	0	0	0	0
OBV	4	Posojila	-123	-123	0	0	0	0	0	0	0
OBV	41	Kratkoročna	-133	-133	-1	0	-1	0	0	0	0
OBV	42	Dolgoročna	10	9	1	0	1	0	0	0	0
OBV	5	Delnice in drug lastniški kapital	-83	-238	94	0	8	50	23	12	22
OBV	511	Delnice, ki kotirajo	74	4	52	0	2	47	0	3	8
OBV	512	Delnice, ki ne kotirajo	-215	-246	31	0	6	0	23	1	0
OBV	513	Drug lastniški kapital	3	3	0	0	0	0	0	0	0
OBV	52	Delnice/enote investicijskih skladov	55	1	11	0	0	3	0	8	14
OBV	6	Zavarovalno tehnične rezervacije	-3	0	0	0	0	0	0	0	0
OBV	611	Rezervacije iz življenjskih zavarovanj	-1	0	0	0	0	0	0	0	0
OBV	612	Rezervacije iz pokojninskih zavarovanj	0	0	0	0	0	0	0	0	0
OBV	62	Druge tehnične rezervacije	-2	0	0	0	0	0	0	0	0
OBV	7	Druge obveznosti	272	270	1	0	1	0	0	0	0
OBV	71	Trgovinski krediti in avansi	111	110	1	0	1	0	0	0	0
OBV	79	Drugo	161	160	0	0	0	0	0	0	0
NETO		**Neto finančna sredstva**	902	202	794	135	744	-71	-23	9	-55
			Gospodarstvo Slovenije/ *Total economy*	Nefinančne družbe/ *Non-financial corporations*	Finančne družbe/ *Financial corporations*	Centralna banka/ *Central Bank*	Druge denarne finančne institucije/ *Other monetary financial institutions*	Drugi finančni posredniki / *Other financial intermediaries*	Izvajalci pomožnih finančnih dejavnosti/ *Financial auxiliaries*	Zavarovalnice in pokojninski skladi/ *Insurance corporations and pension funds*	Država/ *General government*
			S1	S11	S12	S121	S122	S123	S124	S125	S13

S.21 – EU

Non-consolidated financial accounts – revaluation changes 2006 B.1.15.3.

EUR millions

B.1.15.3.

Institutional sectors												
S1311	S1313	S1314	S14	S15	S2	S21	S2111	S2112	S22	Financial instruments	Code	Item type
-33	0	0	1	0	0	0	0	0	0	**Financial assets**	F	FAS
0	0	0	0	0	0	0	0	0	0	Monetary gold and SDRs	1	FAS
0	0	0	0	0	0	0	0	0	0	Currency and deposits	2	FAS
0	0	0	0	0	0	0	0	0	0	Currency	21	FAS
0	0	0	0	0	0	0	0	0	0	Transferable deposits	22	FAS
0	0	0	0	0	0	0	0	0	0	Other deposits	29	FAS
-33	0	0	0	0	0	0	0	0	0	Securities other than shares	3	FAS
0	0	0	0	0	0	0	0	0	0	Short-term	331	FAS
-33	0	0	0	0	0	0	0	0	0	Long-term	332	FAS
0	0	0	0	0	0	0	0	0	0	Financial derivatives	34	FAS
-2	0	0	-1	0	0	0	0	0	0	Loans	4	FAS
0	0	0	0	0	0	0	0	0	0	Short-term	41	FAS
-2	0	0	-1	0	0	0	0	0	0	Long-term	42	FAS
0	0	0	0	0	0	0	0	0	0	Shares and other equity	5	FAS
0	0	0	0	0	0	0	0	0	0	Quoted shares	511	FAS
0	0	0	0	0	0	0	0	0	0	Unquoted shares	512	FAS
0	0	0	0	0	0	0	0	0	0	Other equity	513	FAS
0	0	0	0	0	0	0	0	0	0	Mutual funds shares	52	FAS
0	0	0	0	0	0	0	0	0	0	Insurance technical reserves	6	FAS
0	0	0	0	0	0	0	0	0	0	Life insurance reserves	611	FAS
0	0	0	0	0	0	0	0	0	0	Pension fund reserves	612	FAS
0	0	0	0	0	0	0	0	0	0	Other technical reserves	62	FAS
1	0	0	1	0	0	0	0	0	0	Other accounts receivable	7	FAS
1	0	0	2	0	0	0	0	0	0	Trade credits and advances	71	FAS
0	0	0	-1	0	0	0	0	0	0	Other	79	FAS
17	0	6	40	-1	0	0	0	0	0	**Liabilities**	F	LIA
0	0	0	2	0	0	0	0	0	0	Currency and deposits	2	LIA
0	0	0	0	0	0	0	0	0	0	Currency	21	LIA
0	0	0	0	0	0	0	0	0	0	Transferable deposits	22	LIA
0	0	0	2	0	0	0	0	0	0	Other deposits	29	LIA
0	0	0	0	0	0	0	0	0	0	Securities other than shares	3	LIA
0	0	0	0	0	0	0	0	0	0	Short-term	331	LIA
0	0	0	0	0	0	0	0	0	0	Long-term	332	LIA
0	0	0	0	0	0	0	0	0	0	Financial derivatives	34	LIA
0	0	0	0	0	0	0	0	0	0	Loans	4	LIA
0	0	0	0	0	0	0	0	0	0	Short-term	41	LIA
0	0	0	0	0	0	0	0	0	0	Long-term	42	LIA
17	0	5	39	1	0	0	0	0	0	Shares and other equity	5	LIA
3	0	5	10	0	0	0	0	0	0	Quoted shares	511	LIA
0	0	0	0	0	0	0	0	0	0	Unquoted shares	512	LIA
0	0	0	0	0	0	0	0	0	0	Other equity	513	LIA
14	0	0	29	1	0	0	0	0	0	Mutual funds shares	52	LIA
0	0	0	-1	-2	0	0	0	0	0	Insurance technical reserves	6	LIA
0	0	0	-1	0	0	0	0	0	0	Life insurance reserves	611	LIA
0	0	0	0	0	0	0	0	0	0	Pension fund reserves	612	LIA
0	0	0	0	-2	0	0	0	0	0	Other technical reserves	62	LIA
0	0	0	1	0	0	0	0	0	0	Other accounts payable	7	LIA
0	0	0	0	0	0	0	0	0	0	Trade credits and advances	71	LIA
0	0	0	1	0	0	0	0	0	0	Other	79	LIA
-50	0	-6	-40	1	0	0	0	0	0	**Net financial assets**		NETO
Centralna država/ *Central government*	Lokalna država/ *Local government*	Skladi socialne varnosti/ *Social security funds*	Gospodinjstva/ *Households*	Nepr. instit., ki opravljajo storitve za gospod./ *Non-profit institutions serving households*	Tujina/ *Rest of the world*	EU/ *European Union*	EMU/ *Members of the EMU*	Ostale članice EU/ *European Union, not EMU*	Ostali (izven EU)/ *Others (not EU)*			
S1311	S1313	S1314	S14	S15	S2	S21	S2111	S2112	S22			

S.21 - EU

B.1.15.4. Nekonsolidirani finančni računi - stanja 2004 (konec leta)

v mio EUR

B.1.15.4.

Vrsta post.	Oznaka	Finančni instrumenti	Institucionalni sektorji								
			S1	S11	S12	S121	S122	S123	S124	S125	S13
FSR	F	**Finančna sredstva**	27.340	9.572	15.445	-15	11.784	3.553	10	113	2.250
FSR	1	Monetarno zlato in SDR	-40	0	-40	-40	0	0	0	0	0
FSR	2	Gotovina in vloge	3.066	0	3.066	16	3.051	0	0	0	0
FSR	21	Gotovina	0	0	0	0	0	0	0	0	0
FSR	22	Prenosljive vloge	128	0	128	0	128	0	0	0	0
FSR	29	Druge vloge	2.939	0	2.939	16	2.923	0	0	0	0
FSR	3	Vrednostni papirji razen delnic	2.241	27	401	0	401	0	0	0	1.813
FSR	331	Kratkoročni	24	0	0	0	0	0	0	0	24
FSR	332	Dolgoročni	2.189	17	384	0	384	0	0	0	1.789
FSR	34	Izvedeni finančni instrumenti	28	11	17	0	17	0	0	0	0
FSR	4	Posojila	13.709	2.783	10.678	0	7.317	3.356	5	0	195
FSR	41	Kratkoročna	647	90	557	0	550	7	0	0	0
FSR	42	Dolgoročna	13.061	2.693	10.121	0	6.767	3.348	5	0	195
FSR	5	Delnice in drug lastniški kapital	4.963	3.728	1.234	0	982	168	3	81	0
FSR	511	Delnice, ki kotirajo	332	330	2	0	0	1	1	0	0
FSR	512	Delnice, ki ne kotirajo	2.022	959	1.063	0	982	0	0	81	0
FSR	513	Drug lastniški kapital	2.593	2.439	154	0	0	152	2	0	0
FSR	52	Delnice/enote investicijskih skladov	16	0	16	0	0	16	0	0	0
FSR	6	Zavarovalno tehnične rezervacije	26	0	26	0	0	0	0	26	0
FSR	611	Rezervacije iz življenjskih zavarovanj	0	0	0	0	0	0	0	0	0
FSR	612	Rezervacije iz pokojninskih zavarovanj	0	0	0	0	0	0	0	0	0
FSR	62	Druge tehnične rezervacije	26	0	26	0	0	0	0	26	0
FSR	7	Druge terjatve	3.375	3.034	79	9	33	29	2	6	242
FSR	71	Trgovinski krediti in avansi	3.068	2.874	12	2	2	7	0	1	177
FSR	79	Drugo	307	159	68	7	31	23	2	5	65
OBV	F	**Obveznosti**	15.761	3.224	8.932	4.346	2.980	699	32	875	150
OBV	2	Gotovina in vloge	5.165	76	2.106	974	1.131	0	1	0	2
OBV	21	Gotovina	2.418	25	48	0	48	0	0	0	0
OBV	22	Prenosljive vloge	505	31	472	25	446	0	1	0	2
OBV	29	Druge vloge	2.243	20	1.586	949	637	0	0	0	1
OBV	3	Vrednostni papirji razen delnic	5.789	22	5.679	3.371	1.572	78	0	658	64
OBV	331	Kratkoročni	314	4	309	0	284	10	0	15	1
OBV	332	Dolgoročni	5.428	18	5.343	3.371	1.264	68	0	641	60
OBV	34	Izvedeni finančni instrumenti	47	1	26	0	23	1	0	2	3
OBV	4	Posojila	462	242	216	0	188	23	0	5	0
OBV	41	Kratkoročna	195	98	97	0	77	16	0	4	0
OBV	42	Dolgoročna	267	144	119	0	111	8	0	0	0
OBV	5	Delnice in drug lastniški kapital	1.797	583	786	1	76	508	15	186	72
OBV	511	Delnice, ki kotirajo	646	19	500	0	16	450	1	33	49
OBV	512	Delnice, ki ne kotirajo	418	336	81	0	57	2	13	10	0
OBV	513	Drug lastniški kapital	230	218	4	1	1	1	0	0	0
OBV	52	Delnice/enote investicijskih skladov	503	10	201	0	2	56	0	144	23
OBV	6	Zavarovalno tehnične rezervacije	105	0	23	0	0	0	0	23	0
OBV	611	Rezervacije iz življenjskih zavarovanj	82	0	0	0	0	0	0	0	0
OBV	612	Rezervacije iz pokojninskih zavarovanj	0	0	0	0	0	0	0	0	0
OBV	62	Druge tehnične rezervacije	23	0	23	0	0	0	0	23	0
OBV	7	Druge obveznosti	2.444	2.301	122	0	13	89	16	4	12
OBV	71	Trgovinski krediti in avansi	2.130	2.102	10	0	0	9	0	1	10
OBV	79	Drugo	314	199	111	0	13	80	16	3	2
NETO		**Neto finančna sredstva**	11.579	6.348	6.513	-4.361	8.804	2.855	-22	-762	2.099
			Gospodarstvo Slovenije/ *Total economy*	Nefinančne družbe/ *Non-financial corporations*	Finančne družbe/ *Financial corporations*	Centralna banka/ *Central Bank*	Druge denarne finančne institucije/ *Other monetary financial institutions*	Drugi finančni posredniki / *Other financial intermediaries*	Izvajalci pomožnih finančnih dejavnosti/ *Financial auxiliaries*	Zavarovalnice in pokojninski skladi/ *Insurance corporations and pension funds*	Država/ *General government*
			S1	S11	S12	S121	S122	S123	S124	S125	S13

S.21 – EU

Non-consolidated financial accounts – outstanding amounts 2004 (end of year) B.1.15.4.

EUR millions

B.1.15.4.

Institutional sectors												
S1311	S1313	S1314	S14	S15	S2	S21	S2111	S2112	S22	Financial instruments	Code	Item type
2.248	0	2	69	4	0	0	0	0	0	**Financial assets**	F	FAS
0	0	0	0	0	0	0	0	0	0	Monetary gold and SDRs	1	FAS
0	0	0	0	0	0	0	0	0	0	Currency and deposits	2	FAS
0	0	0	0	0	0	0	0	0	0	Currency	21	FAS
0	0	0	0	0	0	0	0	0	0	Transferable deposits	22	FAS
0	0	0	0	0	0	0	0	0	0	Other deposits	29	FAS
1.813	0	0	0	0	0	0	0	0	0	Securities other than shares	3	FAS
24	0	0	0	0	0	0	0	0	0	Short-term	331	FAS
1.789	0	0	0	0	0	0	0	0	0	Long-term	332	FAS
0	0	0	0	0	0	0	0	0	0	Financial derivatives	34	FAS
195	0	0	50	3	0	0	0	0	0	Loans	4	FAS
0	0	0	0	0	0	0	0	0	0	Short-term	41	FAS
195	0	0	50	3	0	0	0	0	0	Long-term	42	FAS
0	0	0	0	0	0	0	0	0	0	Shares and other equity	5	FAS
0	0	0	0	0	0	0	0	0	0	Quoted shares	511	FAS
0	0	0	0	0	0	0	0	0	0	Unquoted shares	512	FAS
0	0	0	0	0	0	0	0	0	0	Other equity	513	FAS
0	0	0	0	0	0	0	0	0	0	Mutual funds shares	52	FAS
0	0	0	0	0	0	0	0	0	0	Insurance technical reserves	6	FAS
0	0	0	0	0	0	0	0	0	0	Life insurance reserves	611	FAS
0	0	0	0	0	0	0	0	0	0	Pension fund reserves	612	FAS
0	0	0	0	0	0	0	0	0	0	Other technical reserves	62	FAS
240	0	2	20	0	0	0	0	0	0	Other accounts receivable	7	FAS
175	0	2	5	0	0	0	0	0	0	Trade credits and advances	71	FAS
65	0	0	14	0	0	0	0	0	0	Other	79	FAS
28	1	122	3.448	7	0	0	0	0	0	**Liabilities**	F	LIA
2	0	0	2.981	0	0	0	0	0	0	Currency and deposits	2	LIA
0	0	0	2.345	0	0	0	0	0	0	Currency	21	LIA
2	0	0	0	0	0	0	0	0	0	Transferable deposits	22	LIA
1	0	0	636	0	0	0	0	0	0	Other deposits	29	LIA
5	0	59	23	1	0	0	0	0	0	Securities other than shares	3	LIA
0	0	1	0	0	0	0	0	0	0	Short-term	331	LIA
2	0	58	7	0	0	0	0	0	0	Long-term	332	LIA
3	0	0	16	0	0	0	0	0	0	Financial derivatives	34	LIA
0	0	0	4	0	0	0	0	0	0	Loans	4	LIA
0	0	0	0	0	0	0	0	0	0	Short-term	41	LIA
0	0	0	3	0	0	0	0	0	0	Long-term	42	LIA
18	0	54	350	7	0	0	0	0	0	Shares and other equity	5	LIA
3	0	46	77	1	0	0	0	0	0	Quoted shares	511	LIA
0	0	0	0	0	0	0	0	0	0	Unquoted shares	512	LIA
0	0	0	8	0	0	0	0	0	0	Other equity	513	LIA
15	0	8	264	6	0	0	0	0	0	Mutual funds shares	52	LIA
0	0	0	82	0	0	0	0	0	0	Insurance technical reserves	6	LIA
0	0	0	82	0	0	0	0	0	0	Life insurance reserves	611	LIA
0	0	0	0	0	0	0	0	0	0	Pension fund reserves	612	LIA
0	0	0	0	0	0	0	0	0	0	Other technical reserves	62	LIA
2	1	9	9	0	0	0	0	0	0	Other accounts payable	7	LIA
2	0	8	7	0	0	0	0	0	0	Trade credits and advances	71	LIA
0	1	1	2	0	0	0	0	0	0	Other	79	LIA
2.220	-1	-120	-3.378	-3	0	0	0	0	0	**Net financial assets**		NETO
Centralna država/ *Central government*	Lokalna država/ *Local government*	Skladi socialne varnosti/ *Social security funds*	Gospodinjstva/ *Households*	Nepr. instit., ki opravljajo storitve za gospod./ *Non-profit institutions serving households*	Tujina/ *Rest of the world*	EU/ *European Union*	EMU/ *Members of the EMU*	Ostale članice EU/ *European Union, not EMU*	Ostali (izven EU)/ *Others (not EU)*			
S1311	S1313	S1314	S14	S15	S2	S21	S2111	S2112	S22			

S.2111 - EMU

B.1.16.1. Nekonsolidirani finančni računi - stanja 2005 (konec leta)

v mio EUR

B.1.16.1.

Vrsta post.	Oznaka	Finančni instrumenti	Institucionalni sektorji								
			S1	S11	S12	S121	S122	S123	S124	S125	S13
FSR	F	**Finančna sredstva**	18.620	6.941	10.167	-26	7.208	2.890	10	86	1.438
FSR	1	Monetarno zlato in SDR	-35	0	-35	-35	0	0	0	0	0
FSR	2	Gotovina in vloge	1.843	0	1.843	9	1.835	0	0	0	0
FSR	21	Gotovina	0	0	0	0	0	0	0	0	0
FSR	22	Prenosljive vloge	127	0	127	0	127	0	0	0	0
FSR	29	Druge vloge	1.716	0	1.716	9	1.707	0	0	0	0
FSR	3	Vrednostni papirji razen delnic	1.268	16	173	0	173	0	0	0	1.079
FSR	331	Kratkoročni	16	0	0	0	0	0	0	0	16
FSR	332	Dolgoročni	1.240	13	164	0	164	0	0	0	1.063
FSR	34	Izvedeni finančni instrumenti	12	2	9	0	9	0	0	0	0
FSR	4	Posojila	9.164	1.770	7.225	0	4.480	2.739	7	0	113
FSR	41	Kratkoročna	628	76	551	0	485	66	0	0	0
FSR	42	Dolgoročna	8.537	1.694	6.674	0	3.995	2.673	7	0	113
FSR	5	Delnice in drug lastniški kapital	3.915	3.004	911	0	710	139	3	59	0
FSR	511	Delnice, ki kotirajo	156	153	3	0	0	2	1	0	0
FSR	512	Delnice, ki ne kotirajo	1.565	796	769	0	709	0	0	59	0
FSR	513	Drug lastniški kapital	2.183	2.054	129	0	0	127	1	0	0
FSR	52	Delnice/enote investicijskih skladov	10	0	10	0	0	10	0	0	0
FSR	6	Zavarovalno tehnične rezervacije	19	0	19	0	0	0	0	19	0
FSR	611	Rezervacije iz življenjskih zavarovanj	0	0	0	0	0	0	0	0	0
FSR	612	Rezervacije iz pokojninskih zavarovanj	0	0	0	0	0	0	0	0	0
FSR	62	Druge tehnične rezervacije	19	0	19	0	0	0	0	19	0
FSR	7	Druge terjatve	2.446	2.151	31	0	11	12	0	8	246
FSR	71	Trgovinski krediti in avansi	2.008	1.820	13	0	2	5	0	5	169
FSR	79	Drugo	438	331	19	0	9	6	0	3	77
OBV	F	**Obveznosti**	12.388	2.388	7.455	4.718	1.955	341	8	434	89
OBV	2	Gotovina in vloge	4.173	36	1.928	722	1.181	22	1	1	3
OBV	21	Gotovina	1.661	20	33	0	33	0	0	0	0
OBV	22	Prenosljive vloge	376	8	364	32	309	22	1	0	3
OBV	29	Druge vloge	2.136	7	1.530	690	839	0	0	1	0
OBV	3	Vrednostni papirji razen delnic	5.023	15	4.959	3.994	576	66	0	323	39
OBV	331	Kratkoročni	4	2	1	0	1	0	0	0	0
OBV	332	Dolgoročni	5.011	12	4.954	3.994	571	65	0	322	39
OBV	34	Izvedeni finančni instrumenti	8	1	4	0	3	0	0	0	1
OBV	4	Posojila	319	188	127	0	126	1	0	0	0
OBV	41	Kratkoročna	101	57	43	0	43	1	0	0	0
OBV	42	Dolgoročna	218	130	84	0	83	0	0	0	0
OBV	5	Delnice in drug lastniški kapital	1.383	771	409	1	64	246	5	92	37
OBV	511	Delnice, ki kotirajo	322	14	218	0	8	196	1	13	37
OBV	512	Delnice, ki ne kotirajo	649	578	71	0	51	9	4	7	0
OBV	513	Drug lastniški kapital	176	167	9	1	5	2	0	0	0
OBV	52	Delnice/enote investicijskih skladov	236	11	112	0	0	39	0	72	0
OBV	6	Zavarovalno tehnične rezervacije	70	0	8	0	0	0	0	8	0
OBV	611	Rezervacije iz življenjskih zavarovanj	62	0	0	0	0	0	0	0	0
OBV	612	Rezervacije iz pokojninskih zavarovanj	0	0	0	0	0	0	0	0	0
OBV	62	Druge tehnične rezervacije	8	0	8	0	0	0	0	8	0
OBV	7	Druge obveznosti	1.421	1.379	24	0	7	6	1	10	9
OBV	71	Trgovinski krediti in avansi	1.372	1.342	13	0	0	6	0	6	9
OBV	79	Drugo	49	37	11	0	7	0	0	3	0
NETO		**Neto finančna sredstva**	6.232	4.553	2.712	-4.744	5.253	2.549	2	-348	1.349
			Gospodarstvo Slovenije/ *Total economy*	Nefinančne družbe/ *Non-financial corporations*	Finančne družbe/ *Financial corporations*	Centralna banka/ *Central Bank*	Druge denarne finančne institucije/ *Other monetary financial institutions*	Drugi finančni posredniki / *Other financial intermediaries*	Izvajalci pomožnih finančnih dejavnosti/ *Financial auxiliaries*	Zavarovalnice in pokojninski skladi/ *Insurance corporations and pension funds*	Država/ *General government*
			S1	S11	S12	S121	S122	S123	S124	S125	S13

S.2111 – EMU

Non-consolidated financial accounts – outstanding amounts 2005 (end of year) B.1.16.1.

EUR millions

Institutional sectors												
S1311	S1313	S1314	S14	S15	S2	S21	S2111	S2112	S22	Financial instruments	Code	Item type
1.435	0	3	70	4	0	0	0	0	0	**Financial assets**	F	FAS
0	0	0	0	0	0	0	0	0	0	Monetary gold and SDRs	1	FAS
0	0	0	0	0	0	0	0	0	0	Currency and deposits	2	FAS
0	0	0	0	0	0	0	0	0	0	Currency	21	FAS
0	0	0	0	0	0	0	0	0	0	Transferable deposits	22	FAS
0	0	0	0	0	0	0	0	0	0	Other deposits	29	FAS
1.079	0	0	0	0	0	0	0	0	0	Securities other than shares	3	FAS
16	0	0	0	0	0	0	0	0	0	Short-term	331	FAS
1.063	0	0	0	0	0	0	0	0	0	Long-term	332	FAS
0	0	0	0	0	0	0	0	0	0	Financial derivatives	34	FAS
113	0	0	52	4	0	0	0	0	0	Loans	4	FAS
0	0	0	0	0	0	0	0	0	0	Short-term	41	FAS
113	0	0	52	4	0	0	0	0	0	Long-term	42	FAS
0	0	0	0	0	0	0	0	0	0	Shares and other equity	5	FAS
0	0	0	0	0	0	0	0	0	0	Quoted shares	511	FAS
0	0	0	0	0	0	0	0	0	0	Unquoted shares	512	FAS
0	0	0	0	0	0	0	0	0	0	Other equity	513	FAS
0	0	0	0	0	0	0	0	0	0	Mutual funds shares	52	FAS
0	0	0	0	0	0	0	0	0	0	Insurance technical reserves	6	FAS
0	0	0	0	0	0	0	0	0	0	Life insurance reserves	611	FAS
0	0	0	0	0	0	0	0	0	0	Pension fund reserves	612	FAS
0	0	0	0	0	0	0	0	0	0	Other technical reserves	62	FAS
243	0	2	18	0	0	0	0	0	0	Other accounts receivable	7	FAS
166	0	2	7	0	0	0	0	0	0	Trade credits and advances	71	FAS
77	0	0	11	0	0	0	0	0	0	Other	79	FAS
6	0	83	2.453	2	0	0	0	0	0	**Liabilities**	F	LIA
3	0	0	2.207	0	0	0	0	0	0	Currency and deposits	2	LIA
0	0	0	1.608	0	0	0	0	0	0	Currency	21	LIA
3	0	0	0	0	0	0	0	0	0	Transferable deposits	22	LIA
0	0	0	599	0	0	0	0	0	0	Other deposits	29	LIA
2	0	37	9	0	0	0	0	0	0	Securities other than shares	3	LIA
0	0	0	0	0	0	0	0	0	0	Short-term	331	LIA
1	0	37	6	0	0	0	0	0	0	Long-term	332	LIA
1	0	0	2	0	0	0	0	0	0	Financial derivatives	34	LIA
0	0	0	4	0	0	0	0	0	0	Loans	4	LIA
0	0	0	0	0	0	0	0	0	0	Short-term	41	LIA
0	0	0	4	0	0	0	0	0	0	Long-term	42	LIA
0	0	37	164	2	0	0	0	0	0	Shares and other equity	5	LIA
0	0	37	53	0	0	0	0	0	0	Quoted shares	511	LIA
0	0	0	0	0	0	0	0	0	0	Unquoted shares	512	LIA
0	0	0	0	0	0	0	0	0	0	Other equity	513	LIA
0	0	0	111	2	0	0	0	0	0	Mutual funds shares	52	LIA
0	0	0	62	0	0	0	0	0	0	Insurance technical reserves	6	LIA
0	0	0	62	0	0	0	0	0	0	Life insurance reserves	611	LIA
0	0	0	0	0	0	0	0	0	0	Pension fund reserves	612	LIA
0	0	0	0	0	0	0	0	0	0	Other technical reserves	62	LIA
1	0	8	8	0	0	0	0	0	0	Other accounts payable	7	LIA
1	0	8	8	0	0	0	0	0	0	Trade credits and advances	71	LIA
0	0	0	1	0	0	0	0	0	0	Other	79	LIA
1.429	0	-80	-2.383	1	0	0	0	0	0	**Net financial assets**		NETO
Centralna država/ *Central government*	Lokalna država/ *Local government*	Skladi socialne varnosti/ *Social security funds*	Gospodinjstva/ *Households*	Nepr. instit., ki opravljajo storitve za gospod./ *Non-profit institutions serving households*	Tujina/ *Rest of the world*	EU/ *European Union*	EMU/ *Members of the EMU*	Ostale članice EU/ *European Union, not EMU*	Ostali (izven EU)/ *Others (not EU)*			
S1311	S1313	S1314	S14	S15	S2	S21	S2111	S2112	S22			

B.1.16.1.

S.2111 - EMU

B.1.16.2. Nekonsolidirani finančni računi - transakcije 2006

v mio EUR

B.1.16.2.

Vrsta post.	Oznaka	Finančni instrumenti	Institucionalni sektorji								
			S1	S11	S12	S121	S122	S123	S124	S125	S13
FSR	F	**Finančna sredstva**	3.924	403	3.235	51	2.506	665	-3	16	288
FSR	1	Monetarno zlato in SDR	35	0	35	35	0	0	0	0	0
FSR	2	Gotovina in vloge	839	0	839	7	832	0	0	0	0
FSR	21	Gotovina	0	0	0	0	0	0	0	0	0
FSR	22	Prenosljive vloge	-28	0	-28	0	-28	0	0	0	0
FSR	29	Druge vloge	867	0	867	7	860	0	0	0	0
FSR	3	Vrednostni papirji razen delnic	420	11	42	0	42	0	0	0	366
FSR	331	Kratkoročni	8	0	0	0	0	0	0	0	8
FSR	332	Dolgoročni	401	4	38	0	39	0	0	0	359
FSR	34	Izvedeni finančni instrumenti	11	7	4	0	4	0	0	0	0
FSR	4	Posojila	2.113	52	2.135	0	1.500	638	-2	0	-72
FSR	41	Kratkoročna	-152	154	-306	0	-247	-58	0	0	0
FSR	42	Dolgoročna	2.264	-102	2.441	0	1.747	696	-2	0	-72
FSR	5	Delnice in drug lastniški kapital	309	153	156	0	133	10	-1	14	0
FSR	511	Delnice, ki kotirajo	52	55	-3	0	0	-1	-1	0	0
FSR	512	Delnice, ki ne kotirajo	118	-30	147	0	133	0	0	14	0
FSR	513	Drug lastniški kapital	137	127	10	0	0	10	0	0	0
FSR	52	Delnice/enote investicijskih skladov	2	0	2	0	0	2	0	0	0
FSR	6	Zavarovalno tehnične rezervacije	4	0	4	0	0	0	0	4	0
FSR	611	Rezervacije iz življenjskih zavarovanj	0	0	0	0	0	0	0	0	0
FSR	612	Rezervacije iz pokojninskih zavarovanj	0	0	0	0	0	0	0	0	0
FSR	62	Druge tehnične rezervacije	4	0	4	0	0	0	0	4	0
FSR	7	Druge terjatve	204	188	22	9	-1	16	1	-2	-6
FSR	71	Trgovinski krediti in avansi	198	197	-2	1	0	1	0	-4	6
FSR	79	Drugo	6	-10	25	7	-1	15	1	2	-12
OBV	F	**Obveznosti**	1.393	246	308	-960	788	155	10	315	20
OBV	2	Gotovina in vloge	554	30	-132	38	-147	-22	0	-1	-1
OBV	21	Gotovina	729	5	13	0	13	0	0	0	0
OBV	22	Prenosljive vloge	105	13	94	-7	124	-22	0	0	-2
OBV	29	Druge vloge	-280	13	-239	45	-283	0	0	-1	1
OBV	3	Vrednostni papirji razen delnic	198	4	165	-997	931	1	0	230	16
OBV	331	Kratkoročni	287	0	288	0	269	7	0	12	0
OBV	332	Dolgoročni	-113	4	-131	-997	657	-7	0	217	13
OBV	34	Izvedeni finančni instrumenti	24	0	8	0	5	1	0	1	3
OBV	4	Posojila	76	56	20	0	4	13	0	4	0
OBV	41	Kratkoročna	131	101	29	0	15	10	0	4	0
OBV	42	Dolgoročna	-55	-45	-9	0	-11	2	0	0	0
OBV	5	Delnice in drug lastniški kapital	273	-34	165	0	-4	101	-4	73	5
OBV	511	Delnice, ki kotirajo	106	-5	114	0	1	98	0	15	-4
OBV	512	Delnice, ki ne kotirajo	-23	-5	-18	0	-2	-7	-4	-4	0
OBV	513	Drug lastniški kapital	-18	-21	-5	0	-5	-1	0	0	0
OBV	52	Delnice/enote investicijskih skladov	207	-3	75	0	1	12	0	62	9
OBV	6	Zavarovalno tehnične rezervacije	27	0	14	0	0	0	0	14	0
OBV	611	Rezervacije iz življenjskih zavarovanj	11	0	0	0	0	0	0	0	0
OBV	612	Rezervacije iz pokojninskih zavarovanj	0	0	0	0	0	0	0	0	0
OBV	62	Druge tehnične rezervacije	16	0	14	0	0	0	0	14	0
OBV	7	Druge obveznosti	265	190	75	0	4	63	15	-7	1
OBV	71	Trgovinski krediti in avansi	184	192	-6	0	-1	1	0	-6	0
OBV	79	Drugo	81	-2	82	0	5	62	15	-1	1
NETO		**Neto finančna sredstva**	2.532	157	2.927	1.011	1.718	509	-13	-298	268
			Gospodarstvo Slovenije/ *Total economy*	Nefinančne družbe/ *Non-financial corporations*	Finančne družbe/ *Financial corporations*	Centralna banka/ *Central Bank*	Druge denarne finančne institucije/ *Other monetary financial institutions*	Drugi finančni posredniki / *Other financial intermediaries*	Izvajalci pomožnih finančnih dejavnosti/ *Financial auxiliaries*	Zavarovalnice in pokojninski skladi/ *Insurance corporations and pension funds*	Država/ *General government*
			S1	S11	S12	S121	S122	S123	S124	S125	S13

S.2111 – EMU

Non-consolidated financial accounts – transactions 2006 B.1.16.2.

EUR millions

Institutional sectors												
S1311	S1313	S1314	S14	S15	S2	S21	S2111	S2112	S22	Financial instruments	Code	Item type
289	0	-1	-2	0	0	0	0	0	0	**Financial assets**	F	FAS
0	0	0	0	0	0	0	0	0	0	Monetary gold and SDRs	1	FAS
0	0	0	0	0	0	0	0	0	0	Currency and deposits	2	FAS
0	0	0	0	0	0	0	0	0	0	Currency	21	FAS
0	0	0	0	0	0	0	0	0	0	Transferable deposits	22	FAS
0	0	0	0	0	0	0	0	0	0	Other deposits	29	FAS
366	0	0	0	0	0	0	0	0	0	Securities other than shares	3	FAS
8	0	0	0	0	0	0	0	0	0	Short-term	331	FAS
359	0	0	0	0	0	0	0	0	0	Long-term	332	FAS
0	0	0	0	0	0	0	0	0	0	Financial derivatives	34	FAS
-72	0	0	-2	0	0	0	0	0	0	Loans	4	FAS
0	0	0	0	0	0	0	0	0	0	Short-term	41	FAS
-72	0	0	-2	0	0	0	0	0	0	Long-term	42	FAS
0	0	0	0	0	0	0	0	0	0	Shares and other equity	5	FAS
0	0	0	0	0	0	0	0	0	0	Quoted shares	511	FAS
0	0	0	0	0	0	0	0	0	0	Unquoted shares	512	FAS
0	0	0	0	0	0	0	0	0	0	Other equity	513	FAS
0	0	0	0	0	0	0	0	0	0	Mutual funds shares	52	FAS
0	0	0	0	0	0	0	0	0	0	Insurance technical reserves	6	FAS
0	0	0	0	0	0	0	0	0	0	Life insurance reserves	611	FAS
0	0	0	0	0	0	0	0	0	0	Pension fund reserves	612	FAS
0	0	0	0	0	0	0	0	0	0	Other technical reserves	62	FAS
-5	0	-1	0	0	0	0	0	0	0	Other accounts receivable	7	FAS
7	0	-1	-3	0	0	0	0	0	0	Trade credits and advances	71	FAS
-12	0	0	3	0	0	0	0	0	0	Other	79	FAS
4	1	15	812	6	0	0	0	0	0	**Liabilities**	F	LIA
-1	0	0	657	0	0	0	0	0	0	Currency and deposits	2	LIA
0	0	0	711	0	0	0	0	0	0	Currency	21	LIA
-2	0	0	0	0	0	0	0	0	0	Transferable deposits	22	LIA
1	0	0	-54	0	0	0	0	0	0	Other deposits	29	LIA
3	0	13	13	0	0	0	0	0	0	Securities other than shares	3	LIA
0	0	0	0	0	0	0	0	0	0	Short-term	331	LIA
1	0	13	-1	0	0	0	0	0	0	Long-term	332	LIA
3	0	0	14	0	0	0	0	0	0	Financial derivatives	34	LIA
0	0	0	0	0	0	0	0	0	0	Loans	4	LIA
0	0	0	0	0	0	0	0	0	0	Short-term	41	LIA
0	0	0	0	0	0	0	0	0	0	Long-term	42	LIA
1	0	3	133	4	0	0	0	0	0	Shares and other equity	5	LIA
0	0	-4	1	1	0	0	0	0	0	Quoted shares	511	LIA
0	0	0	0	0	0	0	0	0	0	Unquoted shares	512	LIA
0	0	0	8	0	0	0	0	0	0	Other equity	513	LIA
1	0	8	123	3	0	0	0	0	0	Mutual funds shares	52	LIA
0	0	0	11	2	0	0	0	0	0	Insurance technical reserves	6	LIA
0	0	0	11	0	0	0	0	0	0	Life insurance reserves	611	LIA
0	0	0	0	0	0	0	0	0	0	Pension fund reserves	612	LIA
0	0	0	0	2	0	0	0	0	0	Other technical reserves	62	LIA
1	1	-1	-1	0	0	0	0	0	0	Other accounts payable	7	LIA
1	0	-1	-2	0	0	0	0	0	0	Trade credits and advances	71	LIA
0	1	0	1	0	0	0	0	0	0	Other	79	LIA
285	-1	-16	-813	-6	0	0	0	0	0	**Net financial assets**		NETO
Centralna država/ *Central government*	Lokalna država/ *Local government*	Skladi socialne varnosti/ *Social security funds*	Gospodinjstva/ *Households*	Nepr. instit., ki opravljajo storitve za gospod./ *Non-profit institutions serving households*	Tujina/ *Rest of the world*	EU/ *European Union*	EMU/ *Members of the EMU*	Ostale članice EU/ *European Union, not EMU*	Ostali (izven EU)/ *Others (not EU)*			
S1311	S1313	S1314	S14	S15	S2	S21	S2111	S2112	S22			

B.1.16.2.

S.2111 - EMU

B.1.16.3. Nekonsolidirani finančni računi - vrednostne spremembe 2006

v mio EUR

B.1.16.3.

Vrsta post.	Oznaka	Finančni instrumenti	Institucionalni sektorji								
			S1	S11	S12	S121	S122	S123	S124	S125	S13
FSR	F	**Finančna sredstva**	628	6	646	-1	664	-24	0	6	-25
FSR	1	Monetarno zlato in SDR	-1	0	-1	-1	0	0	0	0	0
FSR	2	Gotovina in vloge	288	0	288	0	288	0	0	0	0
FSR	21	Gotovina	0	0	0	0	0	0	0	0	0
FSR	22	Prenosljive vloge	-10	0	-10	0	-10	0	0	0	0
FSR	29	Druge vloge	298	0	298	0	298	0	0	0	0
FSR	3	Vrednostni papirji razen delnic	-11	0	14	0	14	0	0	0	-25
FSR	331	Kratkoročni	0	0	0	0	0	0	0	0	0
FSR	332	Dolgoročni	-13	0	13	0	13	0	0	0	-25
FSR	34	Izvedeni finančni instrumenti	2	0	1	0	1	0	0	0	0
FSR	4	Posojila	-19	-221	202	0	244	-42	0	0	0
FSR	41	Kratkoročna	69	-157	226	0	227	0	0	0	0
FSR	42	Dolgoročna	-89	-64	-24	0	17	-41	0	0	0
FSR	5	Delnice in drug lastniški kapital	208	85	123	0	98	18	1	6	0
FSR	511	Delnice, ki kotirajo	70	69	1	0	0	0	0	0	0
FSR	512	Delnice, ki ne kotirajo	134	30	104	0	98	0	0	6	0
FSR	513	Drug lastniški kapital	1	-14	15	0	0	15	0	0	0
FSR	52	Delnice/enote investicijskih skladov	2	0	2	0	0	2	0	0	0
FSR	6	Zavarovalno tehnične rezervacije	0	0	0	0	0	0	0	0	0
FSR	611	Rezervacije iz življenjskih zavarovanj	0	0	0	0	0	0	0	0	0
FSR	612	Rezervacije iz pokojninskih zavarovanj	0	0	0	0	0	0	0	0	0
FSR	62	Druge tehnične rezervacije	0	0	0	0	0	0	0	0	0
FSR	7	Druge terjatve	164	142	20	0	20	0	0	0	1
FSR	71	Trgovinski krediti in avansi	315	313	0	0	0	0	0	0	1
FSR	79	Drugo	-151	-171	20	0	20	0	0	0	0
OBV	F	**Obveznosti**	-219	-152	-124	-123	-49	36	13	-1	20
OBV	2	Gotovina in vloge	-52	0	-54	-19	-35	0	0	0	0
OBV	21	Gotovina	-1	0	-1	0	-1	0	0	0	0
OBV	22	Prenosljive vloge	-20	0	-20	0	-20	0	0	0	0
OBV	29	Druge vloge	-32	0	-33	-19	-14	0	0	0	0
OBV	3	Vrednostni papirji razen delnic	-141	0	-140	-104	-21	-2	0	-13	0
OBV	331	Kratkoročni	15	0	15	0	15	0	0	0	0
OBV	332	Dolgoročni	-167	0	-166	-104	-47	-2	0	-13	0
OBV	34	Izvedeni finančni instrumenti	12	0	12	0	12	0	0	0	0
OBV	4	Posojila	-91	-91	0	0	0	0	0	0	0
OBV	41	Kratkoročna	-109	-108	-1	0	-1	0	0	0	0
OBV	42	Dolgoročna	18	17	1	0	1	0	0	0	0
OBV	5	Delnice in drug lastniški kapital	-116	-242	68	0	6	38	13	11	20
OBV	511	Delnice, ki kotirajo	57	3	40	0	1	35	0	3	7
OBV	512	Delnice, ki ne kotirajo	-229	-247	18	0	4	0	13	0	0
OBV	513	Drug lastniški kapital	2	2	0	0	0	0	0	0	0
OBV	52	Delnice/enote investicijskih skladov	54	1	11	0	0	3	0	8	14
OBV	6	Zavarovalno tehnične rezervacije	-2	0	0	0	0	0	0	0	0
OBV	611	Rezervacije iz življenjskih zavarovanj	-1	0	0	0	0	0	0	0	0
OBV	612	Rezervacije iz pokojninskih zavarovanj	0	0	0	0	0	0	0	0	0
OBV	62	Druge tehnične rezervacije	-2	0	0	0	0	0	0	0	0
OBV	7	Druge obveznosti	183	181	1	0	1	0	0	0	0
OBV	71	Trgovinski krediti in avansi	79	79	1	0	1	0	0	0	0
OBV	79	Drugo	104	103	0	0	0	0	0	0	0
NETO		**Neto finančna sredstva**	847	159	771	122	713	-60	-13	8	-45
			Gospodarstvo Slovenije/ *Total economy*	Nefinančne družbe/ *Non-financial corporations*	Finančne družbe/ *Financial corporations*	Centralna banka/ *Central Bank*	Druge denarne finančne institucije/ *Other monetary financial institutions*	Drugi finančni posredniki / *Other financial intermediaries*	Izvajalci pomožnih finančnih dejavnosti/ *Financial auxiliaries*	Zavarovalnice in pokojninski skladi/ *Insurance corporations and pension funds*	Država/ *General government*
			S1	S11	S12	S121	S122	S123	S124	S125	S13

S.2111 – EMU

Non-consolidated financial accounts – revaluation changes 2006 B.1.16.3.

EUR millions

B.1.16.3.

Institutional sectors												
S1311	S1313	S1314	S14	S15	S2	S21	S2111	S2112	S22	Financial instruments	Code	Item type
-25	0	0	0	0	0	0	0	0	0	**Financial assets**	F	FAS
0	0	0	0	0	0	0	0	0	0	Monetary gold and SDRs	1	FAS
0	0	0	0	0	0	0	0	0	0	Currency and deposits	2	FAS
0	0	0	0	0	0	0	0	0	0	Currency	21	FAS
0	0	0	0	0	0	0	0	0	0	Transferable deposits	22	FAS
0	0	0	0	0	0	0	0	0	0	Other deposits	29	FAS
-25	0	0	0	0	0	0	0	0	0	Securities other than shares	3	FAS
0	0	0	0	0	0	0	0	0	0	Short-term	331	FAS
-25	0	0	0	0	0	0	0	0	0	Long-term	332	FAS
0	0	0	0	0	0	0	0	0	0	Financial derivatives	34	FAS
0	0	0	-1	0	0	0	0	0	0	Loans	4	FAS
0	0	0	0	0	0	0	0	0	0	Short-term	41	FAS
0	0	0	-1	0	0	0	0	0	0	Long-term	42	FAS
0	0	0	0	0	0	0	0	0	0	Shares and other equity	5	FAS
0	0	0	0	0	0	0	0	0	0	Quoted shares	511	FAS
0	0	0	0	0	0	0	0	0	0	Unquoted shares	512	FAS
0	0	0	0	0	0	0	0	0	0	Other equity	513	FAS
0	0	0	0	0	0	0	0	0	0	Mutual funds shares	52	FAS
0	0	0	0	0	0	0	0	0	0	Insurance technical reserves	6	FAS
0	0	0	0	0	0	0	0	0	0	Life insurance reserves	611	FAS
0	0	0	0	0	0	0	0	0	0	Pension fund reserves	612	FAS
0	0	0	0	0	0	0	0	0	0	Other technical reserves	62	FAS
1	0	0	1	0	0	0	0	0	0	Other accounts receivable	7	FAS
1	0	0	2	0	0	0	0	0	0	Trade credits and advances	71	FAS
0	0	0	-1	0	0	0	0	0	0	Other	79	FAS
15	0	4	39	-1	0	0	0	0	0	**Liabilities**	F	LIA
0	0	0	1	0	0	0	0	0	0	Currency and deposits	2	LIA
0	0	0	0	0	0	0	0	0	0	Currency	21	LIA
0	0	0	0	0	0	0	0	0	0	Transferable deposits	22	LIA
0	0	0	1	0	0	0	0	0	0	Other deposits	29	LIA
0	0	0	0	0	0	0	0	0	0	Securities other than shares	3	LIA
0	0	0	0	0	0	0	0	0	0	Short-term	331	LIA
0	0	0	0	0	0	0	0	0	0	Long-term	332	LIA
0	0	0	0	0	0	0	0	0	0	Financial derivatives	34	LIA
0	0	0	0	0	0	0	0	0	0	Loans	4	LIA
0	0	0	0	0	0	0	0	0	0	Short-term	41	LIA
0	0	0	0	0	0	0	0	0	0	Long-term	42	LIA
15	0	5	37	1	0	0	0	0	0	Shares and other equity	5	LIA
2	0	5	8	0	0	0	0	0	0	Quoted shares	511	LIA
0	0	0	0	0	0	0	0	0	0	Unquoted shares	512	LIA
0	0	0	0	0	0	0	0	0	0	Other equity	513	LIA
14	0	0	29	1	0	0	0	0	0	Mutual funds shares	52	LIA
0	0	0	-1	-2	0	0	0	0	0	Insurance technical reserves	6	LIA
0	0	0	-1	0	0	0	0	0	0	Life insurance reserves	611	LIA
0	0	0	0	0	0	0	0	0	0	Pension fund reserves	612	LIA
0	0	0	0	-2	0	0	0	0	0	Other technical reserves	62	LIA
0	0	0	1	0	0	0	0	0	0	Other accounts payable	7	LIA
0	0	0	0	0	0	0	0	0	0	Trade credits and advances	71	LIA
0	0	0	1	0	0	0	0	0	0	Other	79	LIA
-40	0	-4	-39	1	0	0	0	0	0	**Net financial assets**		NETO
Centralna država/ *Central government*	Lokalna država/ *Local government*	Skladi socialne varnosti/ *Social security funds*	Gospodinjstva/ *Households*	Nepr. instit., ki opravljajo storitve za gospod./ *Non-profit institutions serving households*	Tujina/ *Rest of the world*	EU/ *European Union*	EMU/ *Members of the EMU*	Ostale članice EU/ *European Union, not EMU*	Ostali (izven EU)/ *Others (not EU)*			
S1311	S1313	S1314	S14	S15	S2	S21	S2111	S2112	S22			

S.2111 - EMU

B.1.16.4. Nekonsolidirani finančni računi - stanja 2006 (konec leta)

v mio EUR

B.1.16.4.

Vrsta post.	Oznaka	Finančni instrumenti	Institucionalni sektorji								
			S1	S11	S12	S121	S122	S123	S124	S125	S13
FSR	F	**Finančna sredstva**	23.173	7.351	14.049	24	10.378	3.530	7	109	1.701
FSR	1	Monetarno zlato in SDR	0	0	0	0	0	0	0	0	0
FSR	2	Gotovina in vloge	2.970	0	2.970	16	2.955	0	0	0	0
FSR	21	Gotovina	0	0	0	0	0	0	0	0	0
FSR	22	Prenosljive vloge	89	0	89	0	89	0	0	0	0
FSR	29	Druge vloge	2.881	0	2.881	16	2.865	0	0	0	0
FSR	3	Vrednostni papirji razen delnic	1.676	27	230	0	230	0	0	0	1.420
FSR	331	Kratkoročni	24	0	0	0	0	0	0	0	24
FSR	332	Dolgoročni	1.628	17	215	0	215	0	0	0	1.396
FSR	34	Izvedeni finančni instrumenti	24	10	14	0	14	0	0	0	0
FSR	4	Posojila	11.258	1.602	9.562	0	6.223	3.335	4	0	41
FSR	41	Kratkoročna	545	74	472	0	464	7	0	0	0
FSR	42	Dolgoročna	10.713	1.528	9.091	0	5.759	3.328	4	0	41
FSR	5	Delnice in drug lastniški kapital	4.431	3.242	1.189	0	941	167	2	80	0
FSR	511	Delnice, ki kotirajo	279	278	1	0	0	1	0	0	0
FSR	512	Delnice, ki ne kotirajo	1.817	797	1.020	0	941	0	0	80	0
FSR	513	Drug lastniški kapital	2.321	2.167	153	0	0	152	2	0	0
FSR	52	Delnice/enote investicijskih skladov	15	0	15	0	0	15	0	0	0
FSR	6	Zavarovalno tehnične rezervacije	24	0	24	0	0	0	0	24	0
FSR	611	Rezervacije iz življenjskih zavarovanj	0	0	0	0	0	0	0	0	0
FSR	612	Rezervacije iz pokojninskih zavarovanj	0	0	0	0	0	0	0	0	0
FSR	62	Druge tehnične rezervacije	23	0	23	0	0	0	0	23	0
FSR	7	Druge terjatve	2.814	2.480	74	9	29	28	1	6	241
FSR	71	Trgovinski krediti in avansi	2.521	2.330	10	2	1	7	0	0	176
FSR	79	Drugo	293	150	63	7	28	22	1	5	65
OBV	F	**Obveznosti**	13.562	2.482	7.639	3.635	2.694	532	31	747	129
OBV	2	Gotovina in vloge	4.675	66	1.741	741	1.000	0	1	0	2
OBV	21	Gotovina	2.389	24	46	0	46	0	0	0	0
OBV	22	Prenosljive vloge	461	22	438	25	412	0	1	0	2
OBV	29	Druge vloge	1.824	20	1.257	716	541	0	0	0	1
OBV	3	Vrednostni papirji razen delnic	5.080	19	4.984	2.893	1.486	65	0	540	55
OBV	331	Kratkoročni	305	2	304	0	284	7	0	12	0
OBV	332	Dolgoročni	4.731	16	4.657	2.893	1.181	56	0	526	52
OBV	34	Izvedeni finančni instrumenti	44	1	23	0	21	1	0	2	3
OBV	4	Posojila	303	152	148	0	130	13	0	5	0
OBV	41	Kratkoročna	123	51	72	0	57	11	0	4	0
OBV	42	Dolgoročna	181	102	76	0	73	2	0	0	0
OBV	5	Delnice in drug lastniški kapital	1.540	495	643	1	66	385	14	177	62
OBV	511	Delnice, ki kotirajo	485	11	371	0	11	328	1	31	40
OBV	512	Delnice, ki ne kotirajo	397	326	71	0	53	2	13	4	0
OBV	513	Drug lastniški kapital	160	148	3	1	1	1	0	0	0
OBV	52	Delnice/enote investicijskih skladov	498	9	197	0	2	53	0	142	23
OBV	6	Zavarovalno tehnične rezervacije	95	0	22	0	0	0	0	22	0
OBV	611	Rezervacije iz življenjskih zavarovanj	72	0	0	0	0	0	0	0	0
OBV	612	Rezervacije iz pokojninskih zavarovanj	0	0	0	0	0	0	0	0	0
OBV	62	Druge tehnične rezervacije	22	0	22	0	0	0	0	22	0
OBV	7	Druge obveznosti	1.869	1.750	101	0	12	70	16	3	10
OBV	71	Trgovinski krediti in avansi	1.635	1.613	8	0	0	7	0	0	9
OBV	79	Drugo	234	137	93	0	12	63	16	3	1
NETO		**Neto finančna sredstva**	9.610	4.868	6.409	-3.611	7.684	2.998	-24	-639	1.572
			Gospodarstvo Slovenije/ *Total economy*	Nefinančne družbe/ *Non-financial corporations*	Finančne družbe/ *Financial corporations*	Centralna banka/ *Central Bank*	Druge denarne finančne institucije/ *Other monetary financial institutions*	Drugi finančni posredniki / *Other financial intermediaries*	Izvajalci pomožnih finančnih dejavnosti/ *Financial auxiliaries*	Zavarovalnice in pokojninski skladi/ *Insurance corporations and pension funds*	Država/ *General government*
			S1	S11	S12	S121	S122	S123	S124	S125	S13

S.2111 – EMU

Non-consolidated financial accounts – outstanding amounts 2006 (end of year) B.1.16.4.

EUR millions

B.1.16.4.

Institutional sectors												
S1311	S1313	S1314	S14	S15	S2	S21	S2111	S2112	S22	Financial instruments	Code	Item type
1.700	0	2	69	3	0	0	0	0	0	**Financial assets**	F	FAS
0	0	0	0	0	0	0	0	0	0	Monetary gold and SDRs	1	FAS
0	0	0	0	0	0	0	0	0	0	Currency and deposits	2	FAS
0	0	0	0	0	0	0	0	0	0	Currency	21	FAS
0	0	0	0	0	0	0	0	0	0	Transferable deposits	22	FAS
0	0	0	0	0	0	0	0	0	0	Other deposits	29	FAS
1.420	0	0	0	0	0	0	0	0	0	Securities other than shares	3	FAS
24	0	0	0	0	0	0	0	0	0	Short-term	331	FAS
1.396	0	0	0	0	0	0	0	0	0	Long-term	332	FAS
0	0	0	0	0	0	0	0	0	0	Financial derivatives	34	FAS
40	0	0	50	3	0	0	0	0	0	Loans	4	FAS
0	0	0	0	0	0	0	0	0	0	Short-term	41	FAS
40	0	0	50	3	0	0	0	0	0	Long-term	42	FAS
0	0	0	0	0	0	0	0	0	0	Shares and other equity	5	FAS
0	0	0	0	0	0	0	0	0	0	Quoted shares	511	FAS
0	0	0	0	0	0	0	0	0	0	Unquoted shares	512	FAS
0	0	0	0	0	0	0	0	0	0	Other equity	513	FAS
0	0	0	0	0	0	0	0	0	0	Mutual funds shares	52	FAS
0	0	0	0	0	0	0	0	0	0	Insurance technical reserves	6	FAS
0	0	0	0	0	0	0	0	0	0	Life insurance reserves	611	FAS
0	0	0	0	0	0	0	0	0	0	Pension fund reserves	612	FAS
0	0	0	0	0	0	0	0	0	0	Other technical reserves	62	FAS
239	0	2	19	0	0	0	0	0	0	Other accounts receivable	7	FAS
174	0	2	5	0	0	0	0	0	0	Trade credits and advances	71	FAS
65	0	0	14	0	0	0	0	0	0	Other	79	FAS
26	1	102	3.304	7	0	0	0	0	0	**Liabilities**	F	LIA
2	0	0	2.865	0	0	0	0	0	0	Currency and deposits	2	LIA
0	0	0	2.319	0	0	0	0	0	0	Currency	21	LIA
2	0	0	0	0	0	0	0	0	0	Transferable deposits	22	LIA
1	0	0	546	0	0	0	0	0	0	Other deposits	29	LIA
5	0	50	22	1	0	0	0	0	0	Securities other than shares	3	LIA
0	0	0	0	0	0	0	0	0	0	Short-term	331	LIA
2	0	50	5	0	0	0	0	0	0	Long-term	332	LIA
3	0	0	16	0	0	0	0	0	0	Financial derivatives	34	LIA
0	0	0	3	0	0	0	0	0	0	Loans	4	LIA
0	0	0	0	0	0	0	0	0	0	Short-term	41	LIA
0	0	0	3	0	0	0	0	0	0	Long-term	42	LIA
17	0	45	334	6	0	0	0	0	0	Shares and other equity	5	LIA
2	0	38	62	1	0	0	0	0	0	Quoted shares	511	LIA
0	0	0	0	0	0	0	0	0	0	Unquoted shares	512	LIA
0	0	0	8	0	0	0	0	0	0	Other equity	513	LIA
15	0	8	263	6	0	0	0	0	0	Mutual funds shares	52	LIA
0	0	0	72	0	0	0	0	0	0	Insurance technical reserves	6	LIA
0	0	0	72	0	0	0	0	0	0	Life insurance reserves	611	LIA
0	0	0	0	0	0	0	0	0	0	Pension fund reserves	612	LIA
0	0	0	0	0	0	0	0	0	0	Other technical reserves	62	LIA
2	1	7	8	0	0	0	0	0	0	Other accounts payable	7	LIA
1	0	7	6	0	0	0	0	0	0	Trade credits and advances	71	LIA
0	1	0	2	0	0	0	0	0	0	Other	79	LIA
1.674	-1	-101	-3.235	-4	0	0	0	0	0	**Net financial assets**		NETO
Centralna država/ *Central government*	Lokalna država/ *Local government*	Skladi socialne varnosti/ *Social security funds*	Gospodinjstva/ *Households*	Nepr. instit., ki opravljajo storitve za gospod./ *Non-profit institutions serving households*	Tujina/ *Rest of the world*	EU/ *European Union*	EMU/ *Members of the EMU*	Ostale članice EU/ *European Union, not EMU*	Ostali (izven EU)/ *Others (not EU)*			
S1311	S1313	S1314	S14	S15	S2	S21	S2111	S2112	S22			

S.2112 - ostale članice EU

B.1.17.1. Nekonsolidirani finančni računi - stanja 2005 (konec leta)

v mio EUR

B.1.17.1.

Vrsta post.	Oznaka	Finančni instrumenti	Institucionalni sektorji								
			S1	S11	S12	S121	S122	S123	S124	S125	S13
FSR	F	**Finančna sredstva**	3.879	1.915	1.485	-35	1.463	51	1	5	478
FSR	1	Monetarno zlato in SDR	-36	0	-36	-36	0	0	0	0	0
FSR	2	Gotovina in vloge	36	0	36	0	36	0	0	0	0
FSR	21	Gotovina	0	0	0	0	0	0	0	0	0
FSR	22	Prenosljive vloge	10	0	10	0	10	0	0	0	0
FSR	29	Druge vloge	26	0	26	0	26	0	0	0	0
FSR	3	Vrednostni papirji razen delnic	491	1	171	0	171	0	0	0	319
FSR	331	Kratkoročni	0	0	0	0	0	0	0	0	0
FSR	332	Dolgoročni	488	0	169	0	169	0	0	0	319
FSR	34	Izvedeni finančni instrumenti	3	1	2	0	2	0	0	0	0
FSR	4	Posojila	2.479	1.063	1.257	0	1.214	43	0	0	159
FSR	41	Kratkoročna	29	0	29	0	29	0	0	0	0
FSR	42	Dolgoročna	2.450	1.062	1.229	0	1.186	43	0	0	159
FSR	5	Delnice in drug lastniški kapital	467	422	45	0	37	7	1	0	0
FSR	511	Delnice, ki kotirajo	14	13	1	0	0	0	1	0	0
FSR	512	Delnice, ki ne kotirajo	184	147	37	0	37	0	0	0	0
FSR	513	Drug lastniški kapital	262	261	0	0	0	0	0	0	0
FSR	52	Delnice/enote investicijskih skladov	7	0	7	0	0	7	0	0	0
FSR	6	Zavarovalno tehnične rezervacije	4	0	4	0	0	0	0	4	0
FSR	611	Rezervacije iz življenjskih zavarovanj	0	0	0	0	0	0	0	0	0
FSR	612	Rezervacije iz pokojninskih zavarovanj	0	0	0	0	0	0	0	0	0
FSR	62	Druge tehnične rezervacije	4	0	4	0	0	0	0	4	0
FSR	7	Druge terjatve	438	430	8	0	6	1	0	1	0
FSR	71	Trgovinski krediti in avansi	424	421	2	0	1	0	0	1	0
FSR	79	Drugo	15	9	6	0	5	1	0	0	0
OBV	F	**Obveznosti**	2.322	606	1.592	1.181	265	80	0	65	10
OBV	2	Gotovina in vloge	802	8	691	601	90	0	0	0	0
OBV	21	Gotovina	22	0	2	0	2	0	0	0	0
OBV	22	Prenosljive vloge	53	6	46	0	46	0	0	0	0
OBV	29	Druge vloge	728	2	643	601	42	0	0	0	0
OBV	3	Vrednostni papirji razen delnic	786	6	773	580	132	13	0	48	5
OBV	331	Kratkoročni	5	4	1	0	0	1	0	0	0
OBV	332	Dolgoročni	780	1	772	580	132	12	0	48	5
OBV	34	Izvedeni finančni instrumenti	1	1	0	0	0	0	0	0	0
OBV	4	Posojila	101	70	31	0	31	0	0	0	0
OBV	41	Kratkoročna	63	44	19	0	19	0	0	0	0
OBV	42	Dolgoročna	39	26	13	0	13	0	0	0	0
OBV	5	Delnice in drug lastniški kapital	221	128	84	0	10	63	0	11	4
OBV	511	Delnice, ki kotirajo	84	7	67	0	5	62	0	0	4
OBV	512	Delnice, ki ne kotirajo	66	50	16	0	5	0	0	11	0
OBV	513	Drug lastniški kapital	71	71	0	0	0	0	0	0	0
OBV	52	Delnice/enote investicijskih skladov	1	0	1	0	0	1	0	0	0
OBV	6	Zavarovalno tehnične rezervacije	11	0	6	0	0	0	0	6	0
OBV	611	Rezervacije iz življenjskih zavarovanj	5	0	0	0	0	0	0	0	0
OBV	612	Rezervacije iz pokojninskih zavarovanj	0	0	0	0	0	0	0	0	0
OBV	62	Druge tehnične rezervacije	6	0	6	0	0	0	0	6	0
OBV	7	Druge obveznosti	401	393	6	0	1	5	0	1	0
OBV	71	Trgovinski krediti in avansi	389	386	2	0	0	2	0	0	0
OBV	79	Drugo	12	7	5	0	1	4	0	0	0
NETO		**Neto finančna sredstva**	1.557	1.309	-107	-1.217	1.199	-29	1	-60	468
			Gospodarstvo Slovenije/ *Total economy*	Nefinančne družbe/ *Non-financial corporations*	Finančne družbe/ *Financial corporations*	Centralna banka/ *Central Bank*	Druge denarne finančne institucije/ *Other monetary financial institutions*	Drugi finančni posredniki / *Other financial intermediaries*	Izvajalci pomožnih finančnih dejavnosti/ *Financial auxiliaries*	Zavarovalnice in pokojninski skladi/ *Insurance corporations and pension funds*	Država/ *General government*
			S1	S11	S12	S121	S122	S123	S124	S125	S13

S.2112 – European Union, not EMU

Non-consolidated financial accounts – outstanding amounts 2005 (end of year) B.1.17.1.

EUR millions

Institutional sectors												
S1311	S1313	S1314	S14	S15	S2	S21	S2111	S2112	S22	Financial instruments	Code	Item type
478	0	0	1	0	0	0	0	0	0	**Financial assets**	F	FAS
0	0	0	0	0	0	0	0	0	0	Monetary gold and SDRs	1	FAS
0	0	0	0	0	0	0	0	0	0	Currency and deposits	2	FAS
0	0	0	0	0	0	0	0	0	0	Currency	21	FAS
0	0	0	0	0	0	0	0	0	0	Transferable deposits	22	FAS
0	0	0	0	0	0	0	0	0	0	Other deposits	29	FAS
319	0	0	0	0	0	0	0	0	0	Securities other than shares	3	FAS
0	0	0	0	0	0	0	0	0	0	Short-term	331	FAS
319	0	0	0	0	0	0	0	0	0	Long-term	332	FAS
0	0	0	0	0	0	0	0	0	0	Financial derivatives	34	FAS
159	0	0	0	0	0	0	0	0	0	Loans	4	FAS
0	0	0	0	0	0	0	0	0	0	Short-term	41	FAS
159	0	0	0	0	0	0	0	0	0	Long-term	42	FAS
0	0	0	0	0	0	0	0	0	0	Shares and other equity	5	FAS
0	0	0	0	0	0	0	0	0	0	Quoted shares	511	FAS
0	0	0	0	0	0	0	0	0	0	Unquoted shares	512	FAS
0	0	0	0	0	0	0	0	0	0	Other equity	513	FAS
0	0	0	0	0	0	0	0	0	0	Mutual funds shares	52	FAS
0	0	0	0	0	0	0	0	0	0	Insurance technical reserves	6	FAS
0	0	0	0	0	0	0	0	0	0	Life insurance reserves	611	FAS
0	0	0	0	0	0	0	0	0	0	Pension fund reserves	612	FAS
0	0	0	0	0	0	0	0	0	0	Other technical reserves	62	FAS
0	0	0	1	0	0	0	0	0	0	Other accounts receivable	7	FAS
0	0	0	1	0	0	0	0	0	0	Trade credits and advances	71	FAS
0	0	0	0	0	0	0	0	0	0	Other	79	FAS
0	0	9	114	0	0	0	0	0	0	**Liabilities**	F	LIA
0	0	0	102	0	0	0	0	0	0	Currency and deposits	2	LIA
0	0	0	19	0	0	0	0	0	0	Currency	21	LIA
0	0	0	0	0	0	0	0	0	0	Transferable deposits	22	LIA
0	0	0	83	0	0	0	0	0	0	Other deposits	29	LIA
0	0	5	2	0	0	0	0	0	0	Securities other than shares	3	LIA
0	0	0	0	0	0	0	0	0	0	Short-term	331	LIA
0	0	5	2	0	0	0	0	0	0	Long-term	332	LIA
0	0	0	0	0	0	0	0	0	0	Financial derivatives	34	LIA
0	0	0	0	0	0	0	0	0	0	Loans	4	LIA
0	0	0	0	0	0	0	0	0	0	Short-term	41	LIA
0	0	0	0	0	0	0	0	0	0	Long-term	42	LIA
0	0	4	5	0	0	0	0	0	0	Shares and other equity	5	LIA
0	0	4	4	0	0	0	0	0	0	Quoted shares	511	LIA
0	0	0	0	0	0	0	0	0	0	Unquoted shares	512	LIA
0	0	0	0	0	0	0	0	0	0	Other equity	513	LIA
0	0	0	0	0	0	0	0	0	0	Mutual funds shares	52	LIA
0	0	0	5	0	0	0	0	0	0	Insurance technical reserves	6	LIA
0	0	0	5	0	0	0	0	0	0	Life insurance reserves	611	LIA
0	0	0	0	0	0	0	0	0	0	Pension fund reserves	612	LIA
0	0	0	0	0	0	0	0	0	0	Other technical reserves	62	LIA
0	0	0	1	0	0	0	0	0	0	Other accounts payable	7	LIA
0	0	0	1	0	0	0	0	0	0	Trade credits and advances	71	LIA
0	0	0	0	0	0	0	0	0	0	Other	79	LIA
478	0	-9	-113	0	0	0	0	0	0	**Net financial assets**		NETO
Centralna država/ *Central government*	Lokalna država/ *Local government*	Skladi socialne varnosti/ *Social security funds*	Gospodinjstva/ *Households*	Nepr. instit., ki opravljajo storitve za gospod./ *Non-profit institutions serving households*	Tujina/ *Rest of the world*	EU/ *European Union*	EMU/ *Members of the EMU*	Ostale članice EU/ *European Union, not EMU*	Ostali (izven EU)/ *Others (not EU)*			
S1311	S1313	S1314	S14	S15	S2	S21	S2111	S2112	S22			

B.1.17.1.

S.2112 - ostale članice EU

B.1.17.2. Nekonsolidirani finančni računi - transakcije 2006

v mio EUR

B.1.17.2.

Vrsta post.	Oznaka	Finančni instrumenti	Institucionalni sektorji								
			S1	S11	S12	S121	S122	S123	S124	S125	S13
FSR	F	**Finančna sredstva**	180	202	-101	0	-73	-28	1	0	79
FSR	1	Monetarno zlato in SDR	0	0	0	0	0	0	0	0	0
FSR	2	Gotovina in vloge	62	0	62	0	62	0	0	0	0
FSR	21	Gotovina	0	0	0	0	0	0	0	0	0
FSR	22	Prenosljive vloge	30	0	30	0	30	0	0	0	0
FSR	29	Druge vloge	32	0	32	0	32	0	0	0	0
FSR	3	Vrednostni papirji razen delnic	77	0	-4	0	-5	0	0	0	82
FSR	331	Kratkoročni	0	0	0	0	0	0	0	0	0
FSR	332	Dolgoročni	76	0	-6	0	-6	0	0	0	82
FSR	34	Izvedeni finančni instrumenti	1	0	1	0	1	0	0	0	0
FSR	4	Posojila	-40	112	-148	0	-127	-22	1	0	-3
FSR	41	Kratkoročna	67	17	50	0	50	0	0	0	0
FSR	42	Dolgoročna	-107	95	-199	0	-178	-22	1	0	-3
FSR	5	Delnice in drug lastniški kapital	39	45	-6	0	0	-7	0	1	0
FSR	511	Delnice, ki kotirajo	20	20	0	0	0	0	0	0	0
FSR	512	Delnice, ki ne kotirajo	9	8	1	0	0	0	0	1	0
FSR	513	Drug lastniški kapital	16	16	0	0	0	0	0	0	0
FSR	52	Delnice/enote investicijskih skladov	-7	0	-7	0	0	-7	0	0	0
FSR	6	Zavarovalno tehnične rezervacije	-1	0	-1	0	0	0	0	-1	0
FSR	611	Rezervacije iz življenjskih zavarovanj	0	0	0	0	0	0	0	0	0
FSR	612	Rezervacije iz pokojninskih zavarovanj	0	0	0	0	0	0	0	0	0
FSR	62	Druge tehnične rezervacije	-1	0	-1	0	0	0	0	-1	0
FSR	7	Druge terjatve	44	45	-2	0	-2	0	0	0	1
FSR	71	Trgovinski krediti in avansi	46	46	-1	0	0	0	0	0	1
FSR	79	Drugo	-2	-1	-2	0	-2	0	0	0	0
OBV	F	**Obveznosti**	-175	75	-288	-454	37	75	-10	64	9
OBV	2	Gotovina in vloge	-306	1	-321	-364	43	0	0	0	0
OBV	21	Gotovina	6	0	0	0	0	0	0	0	0
OBV	22	Prenosljive vloge	-8	3	-11	0	-11	0	0	0	0
OBV	29	Druge vloge	-304	-2	-310	-364	54	0	0	0	0
OBV	3	Vrednostni papirji razen delnic	-47	-3	-48	-90	-31	2	0	71	4
OBV	331	Kratkoročni	4	-2	5	0	0	2	0	3	1
OBV	332	Dolgoročni	-50	0	-53	-90	-31	0	0	68	3
OBV	34	Izvedeni finančni instrumenti	0	-1	0	0	0	0	0	0	0
OBV	4	Posojila	90	52	38	0	27	10	0	0	0
OBV	41	Kratkoročna	35	28	7	0	2	5	0	0	0
OBV	42	Dolgoročna	55	24	31	0	26	5	0	0	0
OBV	5	Delnice in drug lastniški kapital	3	-44	34	0	-2	49	-10	-3	3
OBV	511	Delnice, ki kotirajo	60	-1	49	0	0	47	0	2	3
OBV	512	Delnice, ki ne kotirajo	-59	-40	-18	0	-2	0	-10	-6	0
OBV	513	Drug lastniški kapital	-3	-3	0	0	0	0	0	0	0
OBV	52	Delnice/enote investicijskih skladov	5	1	3	0	0	2	0	1	0
OBV	6	Zavarovalno tehnične rezervacije	0	0	-6	0	0	0	0	-6	0
OBV	611	Rezervacije iz življenjskih zavarovanj	5	0	0	0	0	0	0	0	0
OBV	612	Rezervacije iz pokojninskih zavarovanj	0	0	0	0	0	0	0	0	0
OBV	62	Druge tehnične rezervacije	-6	0	-6	0	0	0	0	-6	0
OBV	7	Druge obveznosti	85	68	15	0	0	14	0	0	1
OBV	71	Trgovinski krediti in avansi	74	72	1	0	0	1	0	0	1
OBV	79	Drugo	11	-4	14	0	0	14	0	0	1
NETO		**Neto finančna sredstva**	356	127	188	454	-110	-103	11	-64	70
			Gospodarstvo Slovenije/ *Total economy*	Nefinančne družbe/ *Non-financial corporations*	Finančne družbe/ *Financial corporations*	Centralna banka/ *Central Bank*	Druge denarne finančne institucije/ *Other monetary financial institutions*	Drugi finančni posredniki / *Other financial intermediaries*	Izvajalci pomožnih finančnih dejavnosti/ *Financial auxiliaries*	Zavarovalnice in pokojninski skladi/ *Insurance corporations and pension funds*	Država/ *General government*
			S1	S11	S12	S121	S122	S123	S124	S125	S13

S.2112 – European Union, not EMU

Non-consolidated financial accounts – transactions 2006 B.1.17.2.

EUR millions

Institutional sectors												
S1311	S1313	S1314	S14	S15	S2	S21	S2111	S2112	S22	Financial instruments	Code	Item type
79	0	0	0	0	0	0	0	0	0	**Financial assets**	F	FAS
0	0	0	0	0	0	0	0	0	0	Monetary gold and SDRs	1	FAS
0	0	0	0	0	0	0	0	0	0	Currency and deposits	2	FAS
0	0	0	0	0	0	0	0	0	0	Currency	21	FAS
0	0	0	0	0	0	0	0	0	0	Transferable deposits	22	FAS
0	0	0	0	0	0	0	0	0	0	Other deposits	29	FAS
82	0	0	0	0	0	0	0	0	0	Securities other than shares	3	FAS
0	0	0	0	0	0	0	0	0	0	Short-term	331	FAS
82	0	0	0	0	0	0	0	0	0	Long-term	332	FAS
0	0	0	0	0	0	0	0	0	0	Financial derivatives	34	FAS
-3	0	0	0	0	0	0	0	0	0	Loans	4	FAS
0	0	0	0	0	0	0	0	0	0	Short-term	41	FAS
-3	0	0	0	0	0	0	0	0	0	Long-term	42	FAS
0	0	0	0	0	0	0	0	0	0	Shares and other equity	5	FAS
0	0	0	0	0	0	0	0	0	0	Quoted shares	511	FAS
0	0	0	0	0	0	0	0	0	0	Unquoted shares	512	FAS
0	0	0	0	0	0	0	0	0	0	Other equity	513	FAS
0	0	0	0	0	0	0	0	0	0	Mutual funds shares	52	FAS
0	0	0	0	0	0	0	0	0	0	Insurance technical reserves	6	FAS
0	0	0	0	0	0	0	0	0	0	Life insurance reserves	611	FAS
0	0	0	0	0	0	0	0	0	0	Pension fund reserves	612	FAS
0	0	0	0	0	0	0	0	0	0	Other technical reserves	62	FAS
1	0	0	0	0	0	0	0	0	0	Other accounts receivable	7	FAS
1	0	0	0	0	0	0	0	0	0	Trade credits and advances	71	FAS
0	0	0	0	0	0	0	0	0	0	Other	79	FAS
0	0	9	29	0	0	0	0	0	0	**Liabilities**	F	LIA
0	0	0	14	0	0	0	0	0	0	Currency and deposits	2	LIA
0	0	0	7	0	0	0	0	0	0	Currency	21	LIA
0	0	0	0	0	0	0	0	0	0	Transferable deposits	22	LIA
0	0	0	7	0	0	0	0	0	0	Other deposits	29	LIA
0	0	4	-1	0	0	0	0	0	0	Securities other than shares	3	LIA
0	0	1	0	0	0	0	0	0	0	Short-term	331	LIA
0	0	3	-1	0	0	0	0	0	0	Long-term	332	LIA
0	0	0	0	0	0	0	0	0	0	Financial derivatives	34	LIA
0	0	0	0	0	0	0	0	0	0	Loans	4	LIA
0	0	0	0	0	0	0	0	0	0	Short-term	41	LIA
0	0	0	0	0	0	0	0	0	0	Long-term	42	LIA
0	0	3	10	0	0	0	0	0	0	Shares and other equity	5	LIA
0	0	3	9	0	0	0	0	0	0	Quoted shares	511	LIA
0	0	0	0	0	0	0	0	0	0	Unquoted shares	512	LIA
0	0	0	0	0	0	0	0	0	0	Other equity	513	LIA
0	0	0	1	0	0	0	0	0	0	Mutual funds shares	52	LIA
0	0	0	5	0	0	0	0	0	0	Insurance technical reserves	6	LIA
0	0	0	5	0	0	0	0	0	0	Life insurance reserves	611	LIA
0	0	0	0	0	0	0	0	0	0	Pension fund reserves	612	LIA
0	0	0	0	0	0	0	0	0	0	Other technical reserves	62	LIA
0	0	1	1	0	0	0	0	0	0	Other accounts payable	7	LIA
0	0	0	1	0	0	0	0	0	0	Trade credits and advances	71	LIA
0	0	1	0	0	0	0	0	0	0	Other	79	LIA
79	0	-9	-29	0	0	0	0	0	0	**Net financial assets**		NETO
Centralna država/ *Central government*	Lokalna država/ *Local government*	Skladi socialne varnosti/ *Social security funds*	Gospodinjstva/ *Households*	Nepr. instit., ki opravljajo storitve za gospod./ *Non-profit institutions serving households*	Tujina/ *Rest of the world*	EU/ *European Union*	EMU/ *Members of the EMU*	Ostale članice EU/ *European Union, not EMU*	Ostali (izven EU)/ *Others (not EU)*			
S1311	S1313	S1314	S14	S15	S2	S21	S2111	S2112	S22			

B.1.17.2.

S.2112 - ostale članice EU

B.1.17.3. Nekonsolidirani finančni računi - vrednostne spremembe 2006

v mio EUR

B.1.17.3.

Vrsta post.	Oznaka	Finančni instrumenti	Institucionalni sektorji								
			S1	S11	S12	S121	S122	S123	S124	S125	S13
FSR	F	**Finančna sredstva**	108	104	12	-4	16	0	0	0	-9
FSR	1	Monetarno zlato in SDR	-4	0	-4	-4	0	0	0	0	0
FSR	2	Gotovina in vloge	-1	0	-1	0	-1	0	0	0	0
FSR	21	Gotovina	0	0	0	0	0	0	0	0	0
FSR	22	Prenosljive vloge	-1	0	-1	0	-1	0	0	0	0
FSR	29	Druge vloge	0	0	0	0	0	0	0	0	0
FSR	3	Vrednostni papirji razen delnic	-2	0	5	0	5	0	0	0	-7
FSR	331	Kratkoročni	0	0	0	0	0	0	0	0	0
FSR	332	Dolgoročni	-3	0	5	0	5	0	0	0	-7
FSR	34	Izvedeni finančni instrumenti	0	0	0	0	0	0	0	0	0
FSR	4	Posojila	11	6	6	0	7	0	0	0	-1
FSR	41	Kratkoročna	6	-1	6	0	6	0	0	0	0
FSR	42	Dolgoročna	5	6	0	0	1	0	0	0	-1
FSR	5	Delnice in drug lastniški kapital	26	20	6	0	5	1	0	0	0
FSR	511	Delnice, ki kotirajo	19	19	0	0	0	0	0	0	0
FSR	512	Delnice, ki ne kotirajo	12	7	5	0	5	0	0	0	0
FSR	513	Drug lastniški kapital	-6	-6	0	0	0	0	0	0	0
FSR	52	Delnice/enote investicijskih skladov	1	0	1	0	0	1	0	0	0
FSR	6	Zavarovalno tehnične rezervacije	0	0	0	0	0	0	0	0	0
FSR	611	Rezervacije iz življenjskih zavarovanj	0	0	0	0	0	0	0	0	0
FSR	612	Rezervacije iz pokojninskih zavarovanj	0	0	0	0	0	0	0	0	0
FSR	62	Druge tehnične rezervacije	0	0	0	0	0	0	0	0	0
FSR	7	Druge terjatve	78	78	0	0	0	0	0	0	0
FSR	71	Trgovinski krediti in avansi	77	77	0	0	0	0	0	0	0
FSR	79	Drugo	1	1	0	0	0	0	0	0	0
OBV	F	**Obveznosti**	52	60	-11	-16	-15	11	10	-1	2
OBV	2	Gotovina in vloge	-6	0	-6	-4	-2	0	0	0	0
OBV	21	Gotovina	0	0	0	0	0	0	0	0	0
OBV	22	Prenosljive vloge	-1	0	-1	0	-1	0	0	0	0
OBV	29	Druge vloge	-5	0	-5	-4	-1	0	0	0	0
OBV	3	Vrednostni papirji razen delnic	-30	0	-31	-12	-16	0	0	-2	0
OBV	331	Kratkoročni	0	0	0	0	0	0	0	0	0
OBV	332	Dolgoročni	-32	0	-33	-12	-18	0	0	-2	0
OBV	34	Izvedeni finančni instrumenti	2	0	2	0	2	0	0	0	0
OBV	4	Posojila	-32	-32	0	0	0	0	0	0	0
OBV	41	Kratkoročna	-25	-25	0	0	0	0	0	0	0
OBV	42	Dolgoročna	-8	-8	0	0	0	0	0	0	0
OBV	5	Delnice in drug lastniški kapital	32	4	25	0	2	12	10	1	2
OBV	511	Delnice, ki kotirajo	17	1	12	0	1	12	0	0	2
OBV	512	Delnice, ki ne kotirajo	14	1	13	0	2	0	10	1	0
OBV	513	Drug lastniški kapital	1	1	0	0	0	0	0	0	0
OBV	52	Delnice/enote investicijskih skladov	0	0	0	0	0	0	0	0	0
OBV	6	Zavarovalno tehnične rezervacije	0	0	0	0	0	0	0	0	0
OBV	611	Rezervacije iz življenjskih zavarovanj	0	0	0	0	0	0	0	0	0
OBV	612	Rezervacije iz pokojninskih zavarovanj	0	0	0	0	0	0	0	0	0
OBV	62	Druge tehnične rezervacije	0	0	0	0	0	0	0	0	0
OBV	7	Druge obveznosti	89	89	0	0	0	0	0	0	0
OBV	71	Trgovinski krediti in avansi	31	31	0	0	0	0	0	0	0
OBV	79	Drugo	58	58	0	0	0	0	0	0	0
NETO		**Neto finančna sredstva**	55	44	23	12	31	-11	-10	1	-11
			Gospodarstvo Slovenije/ *Total economy*	Nefinančne družbe/ *Non-financial corporations*	Finančne družbe/ *Financial corporations*	Centralna banka/ *Central Bank*	Druge denarne finančne institucije/ *Other monetary financial institutions*	Drugi finančni posredniki / *Other financial intermediaries*	Izvajalci pomožnih finančnih dejavnosti/ *Financial auxiliaries*	Zavarovalnice in pokojninski skladi/ *Insurance corporations and pension funds*	Država/ *General government*
			S1	S11	S12	S121	S122	S123	S124	S125	S13

S.2112 – European Union, not EMU

Non-consolidated financial accounts – revaluation changes 2006 B.1.17.3.

EUR millions

Institutional sectors												
S1311	S1313	S1314	S14	S15	S2	S21	S2111	S2112	S22	Financial instruments	Code	Item type
-9	0	0	0	0	0	0	0	0	0	**Financial assets**	F	FAS
0	0	0	0	0	0	0	0	0	0	Monetary gold and SDRs	1	FAS
0	0	0	0	0	0	0	0	0	0	Currency and deposits	2	FAS
0	0	0	0	0	0	0	0	0	0	Currency	21	FAS
0	0	0	0	0	0	0	0	0	0	Transferable deposits	22	FAS
0	0	0	0	0	0	0	0	0	0	Other deposits	29	FAS
-7	0	0	0	0	0	0	0	0	0	Securities other than shares	3	FAS
0	0	0	0	0	0	0	0	0	0	Short-term	331	FAS
-7	0	0	0	0	0	0	0	0	0	Long-term	332	FAS
0	0	0	0	0	0	0	0	0	0	Financial derivatives	34	FAS
-1	0	0	0	0	0	0	0	0	0	Loans	4	FAS
0	0	0	0	0	0	0	0	0	0	Short-term	41	FAS
-1	0	0	0	0	0	0	0	0	0	Long-term	42	FAS
0	0	0	0	0	0	0	0	0	0	Shares and other equity	5	FAS
0	0	0	0	0	0	0	0	0	0	Quoted shares	511	FAS
0	0	0	0	0	0	0	0	0	0	Unquoted shares	512	FAS
0	0	0	0	0	0	0	0	0	0	Other equity	513	FAS
0	0	0	0	0	0	0	0	0	0	Mutual funds shares	52	FAS
0	0	0	0	0	0	0	0	0	0	Insurance technical reserves	6	FAS
0	0	0	0	0	0	0	0	0	0	Life insurance reserves	611	FAS
0	0	0	0	0	0	0	0	0	0	Pension fund reserves	612	FAS
0	0	0	0	0	0	0	0	0	0	Other technical reserves	62	FAS
0	0	0	0	0	0	0	0	0	0	Other accounts receivable	7	FAS
0	0	0	0	0	0	0	0	0	0	Trade credits and advances	71	FAS
0	0	0	0	0	0	0	0	0	0	Other	79	FAS
1	0	1	1	0	0	0	0	0	0	**Liabilities**	F	LIA
0	0	0	0	0	0	0	0	0	0	Currency and deposits	2	LIA
0	0	0	0	0	0	0	0	0	0	Currency	21	LIA
0	0	0	0	0	0	0	0	0	0	Transferable deposits	22	LIA
0	0	0	0	0	0	0	0	0	0	Other deposits	29	LIA
0	0	0	0	0	0	0	0	0	0	Securities other than shares	3	LIA
0	0	0	0	0	0	0	0	0	0	Short-term	331	LIA
0	0	0	0	0	0	0	0	0	0	Long-term	332	LIA
0	0	0	0	0	0	0	0	0	0	Financial derivatives	34	LIA
0	0	0	0	0	0	0	0	0	0	Loans	4	LIA
0	0	0	0	0	0	0	0	0	0	Short-term	41	LIA
0	0	0	0	0	0	0	0	0	0	Long-term	42	LIA
1	0	1	1	0	0	0	0	0	0	Shares and other equity	5	LIA
1	0	1	1	0	0	0	0	0	0	Quoted shares	511	LIA
0	0	0	0	0	0	0	0	0	0	Unquoted shares	512	LIA
0	0	0	0	0	0	0	0	0	0	Other equity	513	LIA
0	0	0	0	0	0	0	0	0	0	Mutual funds shares	52	LIA
0	0	0	0	0	0	0	0	0	0	Insurance technical reserves	6	LIA
0	0	0	0	0	0	0	0	0	0	Life insurance reserves	611	LIA
0	0	0	0	0	0	0	0	0	0	Pension fund reserves	612	LIA
0	0	0	0	0	0	0	0	0	0	Other technical reserves	62	LIA
0	0	0	0	0	0	0	0	0	0	Other accounts payable	7	LIA
0	0	0	0	0	0	0	0	0	0	Trade credits and advances	71	LIA
0	0	0	0	0	0	0	0	0	0	Other	79	LIA
-10	0	-1	-1	0	0	0	0	0	0	**Net financial assets**		NETO
Centralna država/ *Central government*	Lokalna država/ *Local government*	Skladi socialne varnosti/ *Social security funds*	Gospodinjstva/ *Households*	Nepr. instit., ki opravljajo storitve za gospod./ *Non-profit institutions serving households*	Tujina/ *Rest of the world*	EU/ *European Union*	EMU/ *Members of the EMU*	Ostale članice EU/ *European Union, not EMU*	Ostali (izven EU)/ *Others (not EU)*			
S1311	S1313	S1314	S14	S15	S2	S21	S2111	S2112	S22			

B.1.17.3.

S.2112 - ostale članice EU

B.1.17.4. Nekonsolidirani finančni računi - stanja 2006 (konec leta)

v mio EUR

B.1.17.4.

Vrsta post.	Oznaka	Finančni instrumenti	Institucionalni sektorji								
			S1	S11	S12	S121	S122	S123	S124	S125	S13
FSR	F	**Finančna sredstva**	4.167	2.221	1.397	-40	1.406	23	2	5	548
FSR	1	Monetarno zlato in SDR	-40	0	-40	-40	0	0	0	0	0
FSR	2	Gotovina in vloge	96	0	96	0	96	0	0	0	0
FSR	21	Gotovina	0	0	0	0	0	0	0	0	0
FSR	22	Prenosljive vloge	38	0	38	0	38	0	0	0	0
FSR	29	Druge vloge	58	0	58	0	58	0	0	0	0
FSR	3	Vrednostni papirji razen delnic	565	1	171	0	171	0	0	0	393
FSR	331	Kratkoročni	0	0	0	0	0	0	0	0	0
FSR	332	Dolgoročni	561	0	168	0	168	0	0	0	393
FSR	34	Izvedeni finančni instrumenti	3	1	3	0	3	0	0	0	0
FSR	4	Posojila	2.451	1.181	1.116	0	1.094	21	1	0	154
FSR	41	Kratkoročna	102	17	85	0	85	0	0	0	0
FSR	42	Dolgoročna	2.349	1.164	1.030	0	1.008	21	1	0	154
FSR	5	Delnice in drug lastniški kapital	532	486	45	0	42	1	1	1	0
FSR	511	Delnice, ki kotirajo	54	53	1	0	0	0	1	0	0
FSR	512	Delnice, ki ne kotirajo	205	162	43	0	42	0	0	1	0
FSR	513	Drug lastniški kapital	272	271	0	0	0	0	0	0	0
FSR	52	Delnice/enote investicijskih skladov	1	0	1	0	0	1	0	0	0
FSR	6	Zavarovalno tehnične rezervacije	3	0	3	0	0	0	0	3	0
FSR	611	Rezervacije iz življenjskih zavarovanj	0	0	0	0	0	0	0	0	0
FSR	612	Rezervacije iz pokojninskih zavarovanj	0	0	0	0	0	0	0	0	0
FSR	62	Druge tehnične rezervacije	3	0	3	0	0	0	0	3	0
FSR	7	Druge terjatve	561	554	6	0	4	1	0	1	1
FSR	71	Trgovinski krediti in avansi	547	544	1	0	0	0	0	1	1
FSR	79	Drugo	14	9	4	0	3	1	0	0	0
OBV	F	**Obveznosti**	2.199	742	1.293	711	287	167	1	128	21
OBV	2	Gotovina in vloge	490	10	364	233	131	0	0	0	0
OBV	21	Gotovina	28	0	2	0	2	0	0	0	0
OBV	22	Prenosljive vloge	44	10	34	0	34	0	0	0	0
OBV	29	Druge vloge	418	0	328	233	96	0	0	0	0
OBV	3	Vrednostni papirji razen delnic	709	4	695	478	86	14	0	117	9
OBV	331	Kratkoročni	9	2	5	0	0	2	0	3	1
OBV	332	Dolgoročni	697	1	686	478	83	11	0	114	8
OBV	34	Izvedeni finančni instrumenti	3	0	3	0	3	0	0	0	0
OBV	4	Posojila	159	90	69	0	59	10	0	0	0
OBV	41	Kratkoročna	73	47	25	0	20	5	0	0	0
OBV	42	Dolgoročna	86	42	44	0	39	5	0	0	0
OBV	5	Delnice in drug lastniški kapital	256	88	143	0	10	124	0	9	10
OBV	511	Delnice, ki kotirajo	160	7	129	0	5	121	0	2	10
OBV	512	Delnice, ki ne kotirajo	21	10	10	0	5	0	0	6	0
OBV	513	Drug lastniški kapital	70	69	0	0	0	0	0	0	0
OBV	52	Delnice/enote investicijskih skladov	6	1	4	0	0	2	0	1	0
OBV	6	Zavarovalno tehnične rezervacije	10	0	0	0	0	0	0	0	0
OBV	611	Rezervacije iz življenjskih zavarovanj	9	0	0	0	0	0	0	0	0
OBV	612	Rezervacije iz pokojninskih zavarovanj	0	0	0	0	0	0	0	0	0
OBV	62	Druge tehnične rezervacije	0	0	0	0	0	0	0	0	0
OBV	7	Druge obveznosti	575	551	21	0	1	20	0	1	2
OBV	71	Trgovinski krediti in avansi	494	489	3	0	0	2	0	1	1
OBV	79	Drugo	80	61	19	0	1	17	0	0	1
NETO		**Neto finančna sredstva**	1.968	1.480	104	-750	1.120	-144	2	-123	527
			Gospodarstvo Slovenije/ *Total economy*	Nefinančne družbe/ *Non-financial corporations*	Finančne družbe/ *Financial corporations*	Centralna banka/ *Central Bank*	Druge denarne finančne institucije/ *Other monetary financial institutions*	Drugi finančni posredniki / *Other financial intermediaries*	Izvajalci pomožnih finančnih dejavnosti/ *Financial auxiliaries*	Zavarovalnice in pokojninski skladi/ *Insurance corporations and pension funds*	Država/ *General government*
			S1	S11	S12	S121	S122	S123	S124	S125	S13

S.2112 – European Union, not EMU

Non-consolidated financial accounts – outstanding amounts 2006 (end of year) B.1.17.4.

EUR millions

Institutional sectors												
S1311	S1313	S1314	S14	S15	S2	S21	S2111	S2112	S22	Financial instruments	Code	Item type
548	0	0	1	0	0	0	0	0	0	**Financial assets**	F	FAS
0	0	0	0	0	0	0	0	0	0	Monetary gold and SDRs	1	FAS
0	0	0	0	0	0	0	0	0	0	Currency and deposits	2	FAS
0	0	0	0	0	0	0	0	0	0	Currency	21	FAS
0	0	0	0	0	0	0	0	0	0	Transferable deposits	22	FAS
0	0	0	0	0	0	0	0	0	0	Other deposits	29	FAS
393	0	0	0	0	0	0	0	0	0	Securities other than shares	3	FAS
0	0	0	0	0	0	0	0	0	0	Short-term	331	FAS
393	0	0	0	0	0	0	0	0	0	Long-term	332	FAS
0	0	0	0	0	0	0	0	0	0	Financial derivatives	34	FAS
154	0	0	0	0	0	0	0	0	0	Loans	4	FAS
0	0	0	0	0	0	0	0	0	0	Short-term	41	FAS
154	0	0	0	0	0	0	0	0	0	Long-term	42	FAS
0	0	0	0	0	0	0	0	0	0	Shares and other equity	5	FAS
0	0	0	0	0	0	0	0	0	0	Quoted shares	511	FAS
0	0	0	0	0	0	0	0	0	0	Unquoted shares	512	FAS
0	0	0	0	0	0	0	0	0	0	Other equity	513	FAS
0	0	0	0	0	0	0	0	0	0	Mutual funds shares	52	FAS
0	0	0	0	0	0	0	0	0	0	Insurance technical reserves	6	FAS
0	0	0	0	0	0	0	0	0	0	Life insurance reserves	611	FAS
0	0	0	0	0	0	0	0	0	0	Pension fund reserves	612	FAS
0	0	0	0	0	0	0	0	0	0	Other technical reserves	62	FAS
1	0	0	1	0	0	0	0	0	0	Other accounts receivable	7	FAS
1	0	0	1	0	0	0	0	0	0	Trade credits and advances	71	FAS
0	0	0	0	0	0	0	0	0	0	Other	79	FAS
2	0	19	144	0	0	0	0	0	0	**Liabilities**	F	LIA
0	0	0	116	0	0	0	0	0	0	Currency and deposits	2	LIA
0	0	0	26	0	0	0	0	0	0	Currency	21	LIA
0	0	0	0	0	0	0	0	0	0	Transferable deposits	22	LIA
0	0	0	90	0	0	0	0	0	0	Other deposits	29	LIA
0	0	9	1	0	0	0	0	0	0	Securities other than shares	3	LIA
0	0	1	0	0	0	0	0	0	0	Short-term	331	LIA
0	0	8	1	0	0	0	0	0	0	Long-term	332	LIA
0	0	0	0	0	0	0	0	0	0	Financial derivatives	34	LIA
0	0	0	0	0	0	0	0	0	0	Loans	4	LIA
0	0	0	0	0	0	0	0	0	0	Short-term	41	LIA
0	0	0	0	0	0	0	0	0	0	Long-term	42	LIA
1	0	9	16	0	0	0	0	0	0	Shares and other equity	5	LIA
1	0	9	14	0	0	0	0	0	0	Quoted shares	511	LIA
0	0	0	0	0	0	0	0	0	0	Unquoted shares	512	LIA
0	0	0	0	0	0	0	0	0	0	Other equity	513	LIA
0	0	0	1	0	0	0	0	0	0	Mutual funds shares	52	LIA
0	0	0	9	0	0	0	0	0	0	Insurance technical reserves	6	LIA
0	0	0	9	0	0	0	0	0	0	Life insurance reserves	611	LIA
0	0	0	0	0	0	0	0	0	0	Pension fund reserves	612	LIA
0	0	0	0	0	0	0	0	0	0	Other technical reserves	62	LIA
0	0	1	1	0	0	0	0	0	0	Other accounts payable	7	LIA
0	0	1	1	0	0	0	0	0	0	Trade credits and advances	71	LIA
0	0	1	0	0	0	0	0	0	0	Other	79	LIA
546	0	-19	-143	0	0	0	0	0	0	**Net financial assets**		NETO
Centralna država/ *Central government*	Lokalna država/ *Local government*	Skladi socialne varnosti/ *Social security funds*	Gospodinjstva/ *Households*	Nepr. instit., ki opravljajo storitve za gospod./ *Non-profit institutions serving households*	Tujina/ *Rest of the world*	EU/ *European Union*	EMU/ *Members of the EMU*	Ostale članice EU/ *European Union, not EMU*	Ostali (izven EU)/ *Others (not EU)*			
S1311	S1313	S1314	S14	S15	S2	S21	S2111	S2112	S22			

B.1.17.4.

S.22 - ostali izven EU

B.1.18.1. Nekonsolidirani finančni računi - stanja 2005 (konec leta)

v mio EUR

B.1.18.1.

Vrsta post.	Oznaka	Finančni instrumenti	Institucionalni sektorji								
			S1	S11	S12	S121	S122	S123	S124	S125	S13
FSR	F	**Finančna sredstva**	3.585	2.327	828	21	671	65	11	60	426
FSR	1	Monetarno zlato in SDR	-10	0	-10	-10	0	0	0	0	0
FSR	2	Gotovina in vloge	464	0	464	31	434	0	0	0	0
FSR	21	Gotovina	0	0	0	0	0	0	0	0	0
FSR	22	Prenosljive vloge	132	0	132	0	132	0	0	0	0
FSR	29	Druge vloge	332	0	332	31	301	0	0	0	0
FSR	3	Vrednostni papirji razen delnic	340	0	7	0	7	0	0	0	333
FSR	331	Kratkoročni	5	0	0	0	0	0	0	0	5
FSR	332	Dolgoročni	332	0	5	0	4	0	0	0	328
FSR	34	Izvedeni finančni instrumenti	2	0	2	0	2	0	0	0	0
FSR	4	Posojila	583	223	267	0	219	46	3	0	91
FSR	41	Kratkoročna	94	1	93	0	93	0	0	0	0
FSR	42	Dolgoročna	489	222	174	0	126	46	3	0	91
FSR	5	Delnice in drug lastniški kapital	1.564	1.542	22	0	4	15	2	0	0
FSR	511	Delnice, ki kotirajo	84	81	3	0	0	1	2	0	0
FSR	512	Delnice, ki ne kotirajo	848	843	5	0	4	0	0	0	0
FSR	513	Drug lastniški kapital	626	618	8	0	0	8	0	0	0
FSR	52	Delnice/enote investicijskih skladov	6	0	6	0	0	6	0	0	0
FSR	6	Zavarovalno tehnične rezervacije	59	0	59	0	0	0	0	59	0
FSR	611	Rezervacije iz življenjskih zavarovanj	0	0	0	0	0	0	0	0	0
FSR	612	Rezervacije iz pokojninskih zavarovanj	0	0	0	0	0	0	0	0	0
FSR	62	Druge tehnične rezervacije	59	0	59	0	0	0	0	59	0
FSR	7	Druge terjatve	585	562	19	0	8	4	6	1	2
FSR	71	Trgovinski krediti in avansi	542	534	3	0	1	2	0	1	2
FSR	79	Drugo	43	27	16	0	7	3	6	0	0
OBV	F	**Obveznosti**	8.040	3.426	3.008	1.104	1.387	366	26	125	933
OBV	2	Gotovina in vloge	781	18	312	50	254	5	2	1	3
OBV	21	Gotovina	437	0	13	0	13	0	0	0	2
OBV	22	Prenosljive vloge	52	16	35	7	24	3	2	0	2
OBV	29	Druge vloge	291	2	264	44	217	2	0	1	0
OBV	3	Vrednostni papirji razen delnic	1.291	17	1.238	923	223	8	0	83	27
OBV	331	Kratkoročni	1	1	0	0	0	0	0	0	0
OBV	332	Dolgoročni	1.279	13	1.236	923	222	7	0	83	27
OBV	34	Izvedeni finančni instrumenti	11	4	2	0	1	1	0	0	0
OBV	4	Posojila	1.091	318	766	0	684	70	11	0	0
OBV	41	Kratkoročna	295	88	207	0	185	21	0	0	0
OBV	42	Dolgoročna	796	230	559	0	499	49	11	0	0
OBV	5	Delnice in drug lastniški kapital	2.081	1.262	559	22	212	276	12	38	99
OBV	511	Delnice, ki kotirajo	580	129	265	0	40	203	10	12	40
OBV	512	Delnice, ki ne kotirajo	315	92	223	22	165	16	1	19	0
OBV	513	Drug lastniški kapital	1.088	1.039	6	0	0	4	1	1	44
OBV	52	Delnice/enote investicijskih skladov	98	2	65	0	7	53	0	5	15
OBV	6	Zavarovalno tehnične rezervacije	2	0	0	0	0	0	0	0	0
OBV	611	Rezervacije iz življenjskih zavarovanj	2	0	0	0	0	0	0	0	0
OBV	612	Rezervacije iz pokojninskih zavarovanj	0	0	0	0	0	0	0	0	0
OBV	62	Druge tehnične rezervacije	0	0	0	0	0	0	0	0	0
OBV	7	Druge obveznosti	2.794	1.812	133	109	14	6	1	2	804
OBV	71	Trgovinski krediti in avansi	1.696	1.684	7	0	0	6	0	1	1
OBV	79	Drugo	1.098	128	126	109	14	1	1	1	803
NETO		**Neto finančna sredstva**	-4.455	-1.100	-2.180	-1.084	-716	-301	-15	-65	-507
			Gospodarstvo Slovenije/ *Total economy*	Nefinančne družbe/ *Non-financial corporations*	Finančne družbe/ *Financial corporations*	Centralna banka/ *Central Bank*	Druge denarne finančne institucije/ *Other monetary financial institutions*	Drugi finančni posredniki / *Other financial intermediaries*	Izvajalci pomožnih finančnih dejavnosti/ *Financial auxiliaries*	Zavarovalnice in pokojninski skladi/ *Insurance corporations and pension funds*	Država/ *General government*
			S1	S11	S12	S121	S122	S123	S124	S125	S13

S.22 – Others (not EU)

Non-consolidated financial accounts – outstanding amounts 2005 (end of year) B.1.18.1.

EUR millions

Institutional sectors												
S1311	S1313	S1314	S14	S15	S2	S21	S2111	S2112	S22	Financial instruments	Code	Item type
426	0	0	4	0	0	0	0	0	0	**Financial assets**	F	FAS
0	0	0	0	0	0	0	0	0	0	Monetary gold and SDRs	1	FAS
0	0	0	0	0	0	0	0	0	0	Currency and deposits	2	FAS
0	0	0	0	0	0	0	0	0	0	Currency	21	FAS
0	0	0	0	0	0	0	0	0	0	Transferable deposits	22	FAS
0	0	0	0	0	0	0	0	0	0	Other deposits	29	FAS
333	0	0	0	0	0	0	0	0	0	Securities other than shares	3	FAS
5	0	0	0	0	0	0	0	0	0	Short-term	331	FAS
328	0	0	0	0	0	0	0	0	0	Long-term	332	FAS
0	0	0	0	0	0	0	0	0	0	Financial derivatives	34	FAS
91	0	0	2	0	0	0	0	0	0	Loans	4	FAS
0	0	0	0	0	0	0	0	0	0	Short-term	41	FAS
91	0	0	2	0	0	0	0	0	0	Long-term	42	FAS
0	0	0	0	0	0	0	0	0	0	Shares and other equity	5	FAS
0	0	0	0	0	0	0	0	0	0	Quoted shares	511	FAS
0	0	0	0	0	0	0	0	0	0	Unquoted shares	512	FAS
0	0	0	0	0	0	0	0	0	0	Other equity	513	FAS
0	0	0	0	0	0	0	0	0	0	Mutual funds shares	52	FAS
0	0	0	0	0	0	0	0	0	0	Insurance technical reserves	6	FAS
0	0	0	0	0	0	0	0	0	0	Life insurance reserves	611	FAS
0	0	0	0	0	0	0	0	0	0	Pension fund reserves	612	FAS
0	0	0	0	0	0	0	0	0	0	Other technical reserves	62	FAS
2	0	0	2	0	0	0	0	0	0	Other accounts receivable	7	FAS
2	0	0	2	0	0	0	0	0	0	Trade credits and advances	71	FAS
0	0	0	0	0	0	0	0	0	0	Other	79	FAS
860	0	73	670	2	0	0	0	0	0	**Liabilities**	F	LIA
3	0	0	448	0	0	0	0	0	0	Currency and deposits	2	LIA
2	0	0	422	0	0	0	0	0	0	Currency	21	LIA
2	0	0	0	0	0	0	0	0	0	Transferable deposits	22	LIA
0	0	0	26	0	0	0	0	0	0	Other deposits	29	LIA
10	0	18	8	0	0	0	0	0	0	Securities other than shares	3	LIA
0	0	0	0	0	0	0	0	0	0	Short-term	331	LIA
9	0	18	3	0	0	0	0	0	0	Long-term	332	LIA
0	0	0	5	0	0	0	0	0	0	Financial derivatives	34	LIA
0	0	0	7	0	0	0	0	0	0	Loans	4	LIA
0	0	0	0	0	0	0	0	0	0	Short-term	41	LIA
0	0	0	7	0	0	0	0	0	0	Long-term	42	LIA
44	0	55	160	1	0	0	0	0	0	Shares and other equity	5	LIA
0	0	40	145	1	0	0	0	0	0	Quoted shares	511	LIA
0	0	0	0	0	0	0	0	0	0	Unquoted shares	512	LIA
44	0	0	0	0	0	0	0	0	0	Other equity	513	LIA
0	0	15	15	0	0	0	0	0	0	Mutual funds shares	52	LIA
0	0	0	2	0	0	0	0	0	0	Insurance technical reserves	6	LIA
0	0	0	2	0	0	0	0	0	0	Life insurance reserves	611	LIA
0	0	0	0	0	0	0	0	0	0	Pension fund reserves	612	LIA
0	0	0	0	0	0	0	0	0	0	Other technical reserves	62	LIA
804	0	0	45	0	0	0	0	0	0	Other accounts payable	7	LIA
1	0	0	4	0	0	0	0	0	0	Trade credits and advances	71	LIA
803	0	0	41	0	0	0	0	0	0	Other	79	LIA
-435	0	-73	-666	-2	0	0	0	0	0	**Net financial assets**		NETO
Centralna država/ *Central government*	Lokalna država/ *Local government*	Skladi socialne varnosti/ *Social security funds*	Gospodinjstva/ *Households*	Nepr. instit., ki opravljajo storitve za gospod./ *Non-profit institutions serving households*	Tujina/ *Rest of the world*	EU/ *European Union*	EMU/ *Members of the EMU*	Ostale članice EU/ *European Union, not EMU*	Ostali (izven EU)/ *Others (not EU)*			
S1311	S1313	S1314	S14	S15	S2	S21	S2111	S2112	S22			

B.1.18.1.

S.22 - ostali izven EU

B.1.18.2. Nekonsolidirani finančni računi - transakcije 2006

v mio EUR

B.1.18.2.

Vrsta post.	Oznaka	Finančni instrumenti	Institucionalni sektorji								
			S1	S11	S12	S121	S122	S123	S124	S125	S13
FSR	F	**Finančna sredstva**	424	327	146	-35	175	8	-7	6	-49
FSR	1	Monetarno zlato in SDR	-36	0	-36	-36	0	0	0	0	0
FSR	2	Gotovina in vloge	126	0	126	0	126	0	0	0	0
FSR	21	Gotovina	0	0	0	0	0	0	0	0	0
FSR	22	Prenosljive vloge	7	0	7	0	7	0	0	0	0
FSR	29	Druge vloge	119	0	119	0	119	0	0	0	0
FSR	3	Vrednostni papirji razen delnic	-11	0	-4	0	-4	0	0	0	-6
FSR	331	Kratkoročni	-5	0	0	0	0	0	0	0	-5
FSR	332	Dolgoročni	-5	0	-4	0	-4	0	0	0	-1
FSR	34	Izvedeni finančni instrumenti	0	0	0	0	0	0	0	0	0
FSR	4	Posojila	19	6	58	0	53	4	0	0	-44
FSR	41	Kratkoročna	155	7	147	0	147	0	0	0	0
FSR	42	Dolgoročna	-135	-2	-89	0	-94	4	0	0	-44
FSR	5	Delnice in drug lastniški kapital	109	109	0	0	0	1	-1	0	0
FSR	511	Delnice, ki kotirajo	91	89	2	0	0	3	-1	0	0
FSR	512	Delnice, ki ne kotirajo	17	17	0	0	0	0	0	0	0
FSR	513	Drug lastniški kapital	4	3	1	0	0	1	0	0	0
FSR	52	Delnice/enote investicijskih skladov	-3	0	-3	0	0	-3	0	0	0
FSR	6	Zavarovalno tehnične rezervacije	7	0	7	0	0	0	0	7	0
FSR	611	Rezervacije iz življenjskih zavarovanj	0	0	0	0	0	0	0	0	0
FSR	612	Rezervacije iz pokojninskih zavarovanj	0	0	0	0	0	0	0	0	0
FSR	62	Druge tehnične rezervacije	7	0	7	0	0	0	0	7	0
FSR	7	Druge terjatve	210	212	-4	0	0	4	-7	-1	2
FSR	71	Trgovinski krediti in avansi	215	215	0	0	0	1	0	-1	0
FSR	79	Drugo	-5	-3	-3	0	0	3	-6	0	1
OBV	F	**Obveznosti**	2.267	753	1.325	107	677	407	9	124	-33
OBV	2	Gotovina in vloge	148	9	53	-13	70	-4	0	0	-2
OBV	21	Gotovina	103	0	7	0	7	0	0	0	-2
OBV	22	Prenosljive vloge	25	-5	30	1	32	-2	0	0	0
OBV	29	Druge vloge	20	15	16	-14	32	-2	0	0	0
OBV	3	Vrednostni papirji razen delnic	326	2	320	120	140	3	0	57	6
OBV	331	Kratkoročni	15	5	8	0	0	0	0	7	3
OBV	332	Dolgoročni	314	-1	313	120	140	3	0	50	3
OBV	34	Izvedeni finančni instrumenti	-3	-2	0	0	0	0	0	0	1
OBV	4	Posojila	634	77	555	0	438	119	-2	0	0
OBV	41	Kratkoročna	136	28	108	0	95	14	0	0	0
OBV	42	Dolgoročna	498	49	447	0	343	105	-2	0	0
OBV	5	Delnice in drug lastniški kapital	763	304	377	0	24	276	12	66	-15
OBV	511	Delnice, ki kotirajo	416	61	294	0	1	266	11	16	-15
OBV	512	Delnice, ki ne kotirajo	80	38	42	0	19	-14	1	36	0
OBV	513	Drug lastniški kapital	225	197	14	0	0	9	0	6	3
OBV	52	Delnice/enote investicijskih skladov	41	8	27	0	3	15	0	9	-4
OBV	6	Zavarovalno tehnične rezervacije	2	0	2	0	0	0	0	2	0
OBV	611	Rezervacije iz življenjskih zavarovanj	-1	0	0	0	0	0	0	0	0
OBV	612	Rezervacije iz pokojninskih zavarovanj	0	0	0	0	0	0	0	0	0
OBV	62	Druge tehnične rezervacije	2	0	2	0	0	0	0	2	0
OBV	7	Druge obveznosti	394	361	17	0	5	13	0	-1	-21
OBV	71	Trgovinski krediti in avansi	359	353	6	0	0	6	0	-1	0
OBV	79	Drugo	34	8	11	0	5	7	0	0	-21
NETO		**Neto finančna sredstva**	-1.842	-427	-1.178	-142	-502	-399	-16	-118	-16
			Gospodarstvo Slovenije/ *Total economy*	Nefinančne družbe/ *Non-financial corporations*	Finančne družbe/ *Financial corporations*	Centralna banka/ *Central Bank*	Druge denarne finančne institucije/ *Other monetary financial institutions*	Drugi finančni posredniki / *Other financial intermediaries*	Izvajalci pomožnih finančnih dejavnosti/ *Financial auxiliaries*	Zavarovalnice in pokojninski skladi/ *Insurance corporations and pension funds*	Država/ *General government*
			S1	S11	S12	S121	S122	S123	S124	S125	S13

S.22 – Others (not EU)

Non-consolidated financial accounts –transactions 2006 B.1.18.2.

EUR millions

B.1.18.2.

Institutional sectors												
S1311	S1313	S1314	S14	S15	S2	S21	S2111	S2112	S22	Financial instruments	Code	Item type
-50	0	1	0	0	0	0	0	0	0	**Financial assets**	F	FAS
0	0	0	0	0	0	0	0	0	0	Monetary gold and SDRs	1	FAS
0	0	0	0	0	0	0	0	0	0	Currency and deposits	2	FAS
0	0	0	0	0	0	0	0	0	0	Currency	21	FAS
0	0	0	0	0	0	0	0	0	0	Transferable deposits	22	FAS
0	0	0	0	0	0	0	0	0	0	Other deposits	29	FAS
-6	0	0	0	0	0	0	0	0	0	Securities other than shares	3	FAS
-5	0	0	0	0	0	0	0	0	0	Short-term	331	FAS
-1	0	0	0	0	0	0	0	0	0	Long-term	332	FAS
0	0	0	0	0	0	0	0	0	0	Financial derivatives	34	FAS
-44	0	0	0	0	0	0	0	0	0	Loans	4	FAS
0	0	0	0	0	0	0	0	0	0	Short-term	41	FAS
-44	0	0	0	0	0	0	0	0	0	Long-term	42	FAS
0	0	0	0	0	0	0	0	0	0	Shares and other equity	5	FAS
0	0	0	0	0	0	0	0	0	0	Quoted shares	511	FAS
0	0	0	0	0	0	0	0	0	0	Unquoted shares	512	FAS
0	0	0	0	0	0	0	0	0	0	Other equity	513	FAS
0	0	0	0	0	0	0	0	0	0	Mutual funds shares	52	FAS
0	0	0	0	0	0	0	0	0	0	Insurance technical reserves	6	FAS
0	0	0	0	0	0	0	0	0	0	Life insurance reserves	611	FAS
0	0	0	0	0	0	0	0	0	0	Pension fund reserves	612	FAS
0	0	0	0	0	0	0	0	0	0	Other technical reserves	62	FAS
0	0	1	0	0	0	0	0	0	0	Other accounts receivable	7	FAS
0	0	0	0	0	0	0	0	0	0	Trade credits and advances	71	FAS
0	0	1	0	0	0	0	0	0	0	Other	79	FAS
-15	0	-17	220	1	0	0	0	0	0	**Liabilities**	F	LIA
-2	0	0	88	0	0	0	0	0	0	Currency and deposits	2	LIA
-2	0	0	98	0	0	0	0	0	0	Currency	21	LIA
0	0	0	0	0	0	0	0	0	0	Transferable deposits	22	LIA
0	0	0	-10	0	0	0	0	0	0	Other deposits	29	LIA
3	0	3	-1	0	0	0	0	0	0	Securities other than shares	3	LIA
0	0	3	0	0	0	0	0	0	0	Short-term	331	LIA
2	0	1	0	0	0	0	0	0	0	Long-term	332	LIA
1	0	0	-2	0	0	0	0	0	0	Financial derivatives	34	LIA
0	0	0	2	0	0	0	0	0	0	Loans	4	LIA
0	0	0	0	0	0	0	0	0	0	Short-term	41	LIA
0	0	0	2	0	0	0	0	0	0	Long-term	42	LIA
6	0	-22	95	1	0	0	0	0	0	Shares and other equity	5	LIA
3	0	-18	75	1	0	0	0	0	0	Quoted shares	511	LIA
0	0	0	0	0	0	0	0	0	0	Unquoted shares	512	LIA
3	0	0	11	0	0	0	0	0	0	Other equity	513	LIA
0	0	-4	10	0	0	0	0	0	0	Mutual funds shares	52	LIA
0	0	0	-1	0	0	0	0	0	0	Insurance technical reserves	6	LIA
0	0	0	-1	0	0	0	0	0	0	Life insurance reserves	611	LIA
0	0	0	0	0	0	0	0	0	0	Pension fund reserves	612	LIA
0	0	0	0	0	0	0	0	0	0	Other technical reserves	62	LIA
-23	0	1	37	0	0	0	0	0	0	Other accounts payable	7	LIA
0	0	0	0	0	0	0	0	0	0	Trade credits and advances	71	LIA
-23	0	1	37	0	0	0	0	0	0	Other	79	LIA
-34	0	18	-220	-1	0	0	0	0	0	**Net financial assets**		NETO
Centralna država/ *Central government*	Lokalna država/ *Local government*	Skladi socialne varnosti/ *Social security funds*	Gospodinjstva/ *Households*	Nepr. instit., ki opravljajo storitve za gospod./ *Non-profit institutions serving households*	Tujina/ *Rest of the world*	EU/ *European Union*	EMU/ *Members of the EMU*	Ostale članice EU/ *European Union, not EMU*	Ostali (izven EU)/ *Others (not EU)*			
S1311	S1313	S1314	S14	S15	S2	S21	S2111	S2112	S22			

S.22 - ostali izven EU

B.1.18.3. Nekonsolidirani finančni računi - vrednostne spremembe 2006

v mio EUR

B.1.18.3.

Vrsta post.	Oznaka	Finančni instrumenti	Institucionalni sektorji								
			S1	S11	S12	S121	S122	S123	S124	S125	S13
FSR	F	**Finančna sredstva**	-429	142	-563	-4	-554	-6	0	2	-8
FSR	1	Monetarno zlato in SDR	-3	0	-3	-3	0	0	0	0	0
FSR	2	Gotovina in vloge	-326	0	-326	-2	-324	0	0	0	0
FSR	21	Gotovina	0	0	0	0	0	0	0	0	0
FSR	22	Prenosljive vloge	-14	0	-14	0	-14	0	0	0	0
FSR	29	Druge vloge	-312	0	-312	-2	-311	0	0	0	0
FSR	3	Vrednostni papirji razen delnic	-5	0	2	0	2	0	0	0	-8
FSR	331	Kratkoročni	0	0	0	0	0	0	0	0	0
FSR	332	Dolgoročni	-8	0	0	0	0	0	0	0	-8
FSR	34	Izvedeni finančni instrumenti	2	0	2	0	2	0	0	0	0
FSR	4	Posojila	-263	-28	-235	0	-234	-1	0	0	0
FSR	41	Kratkoročna	-235	-2	-233	0	-233	0	0	0	0
FSR	42	Dolgoročna	-28	-26	-1	0	-1	-1	0	0	0
FSR	5	Delnice in drug lastniški kapital	104	108	-4	0	1	-6	0	0	0
FSR	511	Delnice, ki kotirajo	66	64	2	0	0	1	0	0	0
FSR	512	Delnice, ki ne kotirajo	52	50	1	0	1	0	0	0	0
FSR	513	Drug lastniški kapital	-14	-6	-8	0	0	-8	0	0	0
FSR	52	Delnice/enote investicijskih skladov	1	0	1	0	0	1	0	0	0
FSR	6	Zavarovalno tehnične rezervacije	2	0	2	0	0	0	0	2	0
FSR	611	Rezervacije iz življenjskih zavarovanj	0	0	0	0	0	0	0	0	0
FSR	612	Rezervacije iz pokojninskih zavarovanj	1	0	1	0	0	0	0	1	0
FSR	62	Druge tehnične rezervacije	0	0	0	0	0	0	0	0	0
FSR	7	Druge terjatve	62	62	0	0	0	0	0	0	0
FSR	71	Trgovinski krediti in avansi	42	42	0	0	0	0	0	0	0
FSR	79	Drugo	21	20	0	0	0	0	0	0	0
OBV	F	**Obveznosti**	-346	207	56	-51	16	50	39	2	-644
OBV	2	Gotovina in vloge	1	0	-3	-2	-1	0	0	0	4
OBV	21	Gotovina	0	0	0	0	0	0	0	0	0
OBV	22	Prenosljive vloge	-1	0	-1	-1	-1	0	0	0	0
OBV	29	Druge vloge	3	0	-2	-2	0	0	0	0	4
OBV	3	Vrednostni papirji razen delnic	-38	0	-33	-37	8	0	0	-3	-5
OBV	331	Kratkoročni	-1	0	-1	0	-1	0	0	0	0
OBV	332	Dolgoročni	-45	0	-40	-37	1	0	0	-3	-5
OBV	34	Izvedeni finančni instrumenti	8	0	7	0	7	0	0	0	0
OBV	4	Posojila	-67	-58	-9	0	-7	-2	0	0	0
OBV	41	Kratkoročna	-35	-33	-2	0	-1	0	0	0	0
OBV	42	Dolgoročna	-32	-25	-7	0	-6	-1	0	0	0
OBV	5	Delnice in drug lastniški kapital	183	24	112	-1	17	52	39	5	13
OBV	511	Delnice, ki kotirajo	216	6	171	0	81	48	39	2	9
OBV	512	Delnice, ki ne kotirajo	-69	-5	-64	-1	-65	1	0	2	0
OBV	513	Drug lastniški kapital	24	22	1	0	0	0	0	0	2
OBV	52	Delnice/enote investicijskih skladov	11	1	4	0	1	2	0	1	2
OBV	6	Zavarovalno tehnične rezervacije	2	0	0	0	0	0	0	0	0
OBV	611	Rezervacije iz življenjskih zavarovanj	2	0	0	0	0	0	0	0	0
OBV	612	Rezervacije iz pokojninskih zavarovanj	0	0	0	0	0	0	0	0	0
OBV	62	Druge tehnične rezervacije	0	0	0	0	0	0	0	0	0
OBV	7	Druge obveznosti	-427	241	-11	-11	0	0	0	0	-657
OBV	71	Trgovinski krediti in avansi	59	59	0	0	0	0	0	0	0
OBV	79	Drugo	-485	183	-11	-11	0	0	0	0	-657
NETO		**Neto finančna sredstva**	-83	-65	-619	47	-571	-57	-38	0	636
			Gospodarstvo Slovenije/ *Total economy*	Nefinančne družbe/ *Non-financial corporations*	Finančne družbe/ *Financial corporations*	Centralna banka/ *Central Bank*	Druge denarne finančne institucije/ *Other monetary financial institutions*	Drugi finančni posredniki / *Other financial intermediaries*	Izvajalci pomožnih finančnih dejavnosti/ *Financial auxiliaries*	Zavarovalnice in pokojninski skladi/ *Insurance corporations and pension funds*	Država/ *General government*
			S1	S11	S12	S121	S122	S123	S124	S125	S13

S.22 – Others (not EU)

Non-consolidated financial accounts –revaluation changes 2006 B.1.18.3.

EUR millions

B.1.18.3.

Institutional sectors												
S1311	S1313	S1314	S14	S15	S2	S21	S2111	S2112	S22	Financial instruments	Code	Item type
-8	0	0	0	0	0	0	0	0	0	**Financial assets**	F	FAS
0	0	0	0	0	0	0	0	0	0	Monetary gold and SDRs	1	FAS
0	0	0	0	0	0	0	0	0	0	Currency and deposits	2	FAS
0	0	0	0	0	0	0	0	0	0	Currency	21	FAS
0	0	0	0	0	0	0	0	0	0	Transferable deposits	22	FAS
0	0	0	0	0	0	0	0	0	0	Other deposits	29	FAS
-8	0	0	0	0	0	0	0	0	0	Securities other than shares	3	FAS
0	0	0	0	0	0	0	0	0	0	Short-term	331	FAS
-8	0	0	0	0	0	0	0	0	0	Long-term	332	FAS
0	0	0	0	0	0	0	0	0	0	Financial derivatives	34	FAS
0	0	0	0	0	0	0	0	0	0	Loans	4	FAS
0	0	0	0	0	0	0	0	0	0	Short-term	41	FAS
0	0	0	0	0	0	0	0	0	0	Long-term	42	FAS
0	0	0	0	0	0	0	0	0	0	Shares and other equity	5	FAS
0	0	0	0	0	0	0	0	0	0	Quoted shares	511	FAS
0	0	0	0	0	0	0	0	0	0	Unquoted shares	512	FAS
0	0	0	0	0	0	0	0	0	0	Other equity	513	FAS
0	0	0	0	0	0	0	0	0	0	Mutual funds shares	52	FAS
0	0	0	0	0	0	0	0	0	0	Insurance technical reserves	6	FAS
0	0	0	0	0	0	0	0	0	0	Life insurance reserves	611	FAS
0	0	0	0	0	0	0	0	0	0	Pension fund reserves	612	FAS
0	0	0	0	0	0	0	0	0	0	Other technical reserves	62	FAS
0	0	0	0	0	0	0	0	0	0	Other accounts receivable	7	FAS
0	0	0	0	0	0	0	0	0	0	Trade credits and advances	71	FAS
0	0	0	0	0	0	0	0	0	0	Other	79	FAS
-656	0	12	35	0	0	0	0	0	0	**Liabilities**	F	LIA
4	0	0	0	0	0	0	0	0	0	Currency and deposits	2	LIA
0	0	0	0	0	0	0	0	0	0	Currency	21	LIA
0	0	0	0	0	0	0	0	0	0	Transferable deposits	22	LIA
4	0	0	0	0	0	0	0	0	0	Other deposits	29	LIA
-5	0	0	0	0	0	0	0	0	0	Securities other than shares	3	LIA
0	0	0	0	0	0	0	0	0	0	Short-term	331	LIA
-5	0	0	0	0	0	0	0	0	0	Long-term	332	LIA
0	0	0	0	0	0	0	0	0	0	Financial derivatives	34	LIA
0	0	0	0	0	0	0	0	0	0	Loans	4	LIA
0	0	0	0	0	0	0	0	0	0	Short-term	41	LIA
0	0	0	0	0	0	0	0	0	0	Long-term	42	LIA
1	0	12	33	0	0	0	0	0	0	Shares and other equity	5	LIA
-2	0	12	30	0	0	0	0	0	0	Quoted shares	511	LIA
0	0	0	0	0	0	0	0	0	0	Unquoted shares	512	LIA
2	0	0	0	0	0	0	0	0	0	Other equity	513	LIA
2	0	0	3	0	0	0	0	0	0	Mutual funds shares	52	LIA
0	0	0	2	0	0	0	0	0	0	Insurance technical reserves	6	LIA
0	0	0	2	0	0	0	0	0	0	Life insurance reserves	611	LIA
0	0	0	0	0	0	0	0	0	0	Pension fund reserves	612	LIA
0	0	0	0	0	0	0	0	0	0	Other technical reserves	62	LIA
-657	0	0	0	0	0	0	0	0	0	Other accounts payable	7	LIA
0	0	0	0	0	0	0	0	0	0	Trade credits and advances	71	LIA
-657	0	0	0	0	0	0	0	0	0	Other	79	LIA
648	0	-12	-35	0	0	0	0	0	0	**Net financial assets**		NETO
Centralna država/ *Central government*	Lokalna država/ *Local government*	Skladi socialne varnosti/ *Social security funds*	Gospodinjstva/ *Households*	Nepr. instit., ki opravljajo storitve za gospod./ *Non-profit institutions serving households*	Tujina/ *Rest of the world*	EU/ *European Union*	EMU/ *Members of the EMU*	Ostale članice EU/ *European Union, not EMU*	Ostali (izven EU)/ *Others (not EU)*			
S1311	S1313	S1314	S14	S15	S2	S21	S2111	S2112	S22			

S.22 - ostali izven EU

B.1.18.4. Nekonsolidirani finančni računi - stanja 2006 (konec leta)

v mio EUR

B.1.18.4.

Vrsta post.	Oznaka	Finančni instrumenti	Institucionalni sektorji								
			S1	S11	S12	S121	S122	S123	S124	S125	S13
FSR	F	**Finančna sredstva**	3.581	2.796	411	-19	291	67	4	68	369
FSR	1	Monetarno zlato in SDR	-48	0	-48	-48	0	0	0	0	0
FSR	2	Gotovina in vloge	264	0	264	29	235	0	0	0	0
FSR	21	Gotovina	0	0	0	0	0	0	0	0	0
FSR	22	Prenosljive vloge	125	0	125	0	125	0	0	0	0
FSR	29	Druge vloge	139	0	139	29	110	0	0	0	0
FSR	3	Vrednostni papirji razen delnic	324	0	5	0	5	0	0	0	319
FSR	331	Kratkoročni	0	0	0	0	0	0	0	0	0
FSR	332	Dolgoročni	319	0	0	0	0	0	0	0	319
FSR	34	Izvedeni finančni instrumenti	5	0	5	0	5	0	0	0	0
FSR	4	Posojila	339	200	90	0	38	49	3	0	46
FSR	41	Kratkoročna	14	6	7	0	7	0	0	0	0
FSR	42	Dolgoročna	326	194	83	0	31	49	3	0	46
FSR	5	Delnice in drug lastniški kapital	1.777	1.759	17	0	6	10	1	0	0
FSR	511	Delnice, ki kotirajo	241	234	6	0	0	5	1	0	0
FSR	512	Delnice, ki ne kotirajo	917	911	6	0	6	0	0	0	0
FSR	513	Drug lastniški kapital	615	614	1	0	0	1	0	0	0
FSR	52	Delnice/enote investicijskih skladov	4	0	4	0	0	4	0	0	0
FSR	6	Zavarovalno tehnične rezervacije	68	0	68	0	0	0	0	68	0
FSR	611	Rezervacije iz življenjskih zavarovanj	0	0	0	0	0	0	0	0	0
FSR	612	Rezervacije iz pokojninskih zavarovanj	1	0	1	0	0	0	0	1	0
FSR	62	Druge tehnične rezervacije	66	0	66	0	0	0	0	66	0
FSR	7	Druge terjatve	857	836	15	0	7	8	0	0	4
FSR	71	Trgovinski krediti in avansi	799	791	3	0	0	3	0	0	3
FSR	79	Drugo	59	45	12	0	7	5	0	0	1
OBV	F	**Obveznosti**	9.961	4.387	4.389	1.160	2.080	823	74	251	257
OBV	2	Gotovina in vloge	930	27	361	35	323	1	1	1	6
OBV	21	Gotovina	540	0	19	0	19	0	0	0	0
OBV	22	Prenosljive vloge	76	10	64	7	56	1	1	0	1
OBV	29	Druge vloge	314	17	278	28	249	0	0	1	4
OBV	3	Vrednostni papirji razen delnic	1.579	19	1.525	1.006	371	11	0	137	28
OBV	331	Kratkoročni	15	6	7	0	0	0	0	7	3
OBV	332	Dolgoročni	1.548	11	1.509	1.006	362	10	0	130	25
OBV	34	Izvedeni finančni instrumenti	16	2	9	0	9	1	0	0	1
OBV	4	Posojila	1.659	337	1.312	0	1.115	188	9	0	0
OBV	41	Kratkoročna	396	83	313	0	279	35	0	0	0
OBV	42	Dolgoročna	1.262	254	999	0	837	153	9	0	0
OBV	5	Delnice in drug lastniški kapital	3.027	1.589	1.049	21	252	604	62	110	97
OBV	511	Delnice, ki kotirajo	1.213	196	730	0	122	517	60	31	34
OBV	512	Delnice, ki ne kotirajo	326	125	201	21	119	3	2	56	0
OBV	513	Drug lastniški kapital	1.338	1.258	21	0	0	13	0	7	48
OBV	52	Delnice/enote investicijskih skladov	150	11	97	0	11	71	0	15	14
OBV	6	Zavarovalno tehnične rezervacije	6	0	2	0	0	0	0	2	0
OBV	611	Rezervacije iz življenjskih zavarovanj	3	0	0	0	0	0	0	0	0
OBV	612	Rezervacije iz pokojninskih zavarovanj	0	0	0	0	0	0	0	0	0
OBV	62	Druge tehnične rezervacije	2	0	2	0	0	0	0	2	0
OBV	7	Druge obveznosti	2.761	2.414	139	98	19	20	1	1	126
OBV	71	Trgovinski krediti in avansi	2.115	2.096	14	0	0	12	1	0	2
OBV	79	Drugo	647	319	125	98	18	8	0	1	125
NETO		**Neto finančna sredstva**	-6.380	-1.591	-3.978	-1.179	-1.789	-756	-69	-183	113
			Gospodarstvo Slovenije/ *Total economy*	Nefinančne družbe/ *Non-financial corporations*	Finančne družbe/ *Financial corporations*	Centralna banka/ *Central Bank*	Druge denarne finančne institucije/ *Other monetary financial institutions*	Drugi finančni posredniki / *Other financial intermediaries*	Izvajalci pomožnih finančnih dejavnosti/ *Financial auxiliaries*	Zavarovalnice in pokojninski skladi/ *Insurance corporations and pension funds*	Država/ *General government*
			S1	S11	S12	S121	S122	S123	S124	S125	S13

S.22 – Others (not EU)

Non-consolidated financial accounts – outstanding amounts 2006 (end of year) B.1.18.4.

EUR millions

B.1.18.4.

Institutional sectors												
S1311	S1313	S1314	S14	S15	S2	S21	S2111	S2112	S22	Financial instruments	Code	Item type
368	0	2	5	0	0	0	0	0	0	**Financial assets**	F	FAS
0	0	0	0	0	0	0	0	0	0	Monetary gold and SDRs	1	FAS
0	0	0	0	0	0	0	0	0	0	Currency and deposits	2	FAS
0	0	0	0	0	0	0	0	0	0	Currency	21	FAS
0	0	0	0	0	0	0	0	0	0	Transferable deposits	22	FAS
0	0	0	0	0	0	0	0	0	0	Other deposits	29	FAS
319	0	0	0	0	0	0	0	0	0	Securities other than shares	3	FAS
0	0	0	0	0	0	0	0	0	0	Short-term	331	FAS
319	0	0	0	0	0	0	0	0	0	Long-term	332	FAS
0	0	0	0	0	0	0	0	0	0	Financial derivatives	34	FAS
46	0	0	2	0	0	0	0	0	0	Loans	4	FAS
0	0	0	0	0	0	0	0	0	0	Short-term	41	FAS
46	0	0	2	0	0	0	0	0	0	Long-term	42	FAS
0	0	0	0	0	0	0	0	0	0	Shares and other equity	5	FAS
0	0	0	0	0	0	0	0	0	0	Quoted shares	511	FAS
0	0	0	0	0	0	0	0	0	0	Unquoted shares	512	FAS
0	0	0	0	0	0	0	0	0	0	Other equity	513	FAS
0	0	0	0	0	0	0	0	0	0	Mutual funds shares	52	FAS
0	0	0	0	0	0	0	0	0	0	Insurance technical reserves	6	FAS
0	0	0	0	0	0	0	0	0	0	Life insurance reserves	611	FAS
0	0	0	0	0	0	0	0	0	0	Pension fund reserves	612	FAS
0	0	0	0	0	0	0	0	0	0	Other technical reserves	62	FAS
2	0	2	2	0	0	0	0	0	0	Other accounts receivable	7	FAS
2	0	0	2	0	0	0	0	0	0	Trade credits and advances	71	FAS
0	0	1	0	0	0	0	0	0	0	Other	79	FAS
189	0	68	926	3	0	0	0	0	0	**Liabilities**	F	LIA
6	0	0	535	0	0	0	0	0	0	Currency and deposits	2	LIA
0	0	0	520	0	0	0	0	0	0	Currency	21	LIA
1	0	0	0	0	0	0	0	0	0	Transferable deposits	22	LIA
4	0	0	15	0	0	0	0	0	0	Other deposits	29	LIA
8	0	21	7	0	0	0	0	0	0	Securities other than shares	3	LIA
0	0	3	0	0	0	0	0	0	0	Short-term	331	LIA
7	0	18	4	0	0	0	0	0	0	Long-term	332	LIA
1	0	0	3	0	0	0	0	0	0	Financial derivatives	34	LIA
0	0	0	9	0	0	0	0	0	0	Loans	4	LIA
0	0	0	0	0	0	0	0	0	0	Short-term	41	LIA
0	0	0	9	0	0	0	0	0	0	Long-term	42	LIA
51	0	45	289	3	0	0	0	0	0	Shares and other equity	5	LIA
1	0	33	250	2	0	0	0	0	0	Quoted shares	511	LIA
0	0	0	0	0	0	0	0	0	0	Unquoted shares	512	LIA
48	0	0	11	0	0	0	0	0	0	Other equity	513	LIA
2	0	12	28	0	0	0	0	0	0	Mutual funds shares	52	LIA
0	0	0	3	0	0	0	0	0	0	Insurance technical reserves	6	LIA
0	0	0	3	0	0	0	0	0	0	Life insurance reserves	611	LIA
0	0	0	0	0	0	0	0	0	0	Pension fund reserves	612	LIA
0	0	0	0	0	0	0	0	0	0	Other technical reserves	62	LIA
124	0	2	82	0	0	0	0	0	0	Other accounts payable	7	LIA
1	0	1	4	0	0	0	0	0	0	Trade credits and advances	71	LIA
123	0	1	78	0	0	0	0	0	0	Other	79	LIA
179	0	-66	-921	-3	0	0	0	0	0	**Net financial assets**		NETO
Centralna država/ *Central government*	Lokalna država/ *Local government*	Skladi socialne varnosti/ *Social security funds*	Gospodinjstva/ *Households*	Nepr. instit., ki opravljajo storitve za gospod./ *Non-profit institutions serving households*	Tujina/ *Rest of the world*	EU/ *European Union*	EMU/ *Members of the EMU*	Ostale članice EU/ *European Union, not EMU*	Ostali (izven EU)/ *Others (not EU)*			
S1311	S1313	S1314	S14	S15	S2	S21	S2111	S2112	S22			

4. METODOLOGIJA FINANČNIH RAČUNOV

4.1 Metodologija ESA95

Metodološko osnovo za sestavo finančnih računov predstavlja ESA95 (European system of accounts/ESR95 – Evropski sistem računov).

Finančni računi prikazujejo stanja in tokove, ki jih imajo posamezni institucionalni sektorji v posameznih finančnih instrumentih kot terjatve in kot obveznosti.

Finančni račun prikazuje, kako se razporedi presežek oziroma pokriva primanjkljaj s transakcijami finančnih sredstev (terjatev) in obveznosti.

Neto postavka finančnega računa, ki predstavlja finančna sredstva zmanjšana za obveznosti, naj bi bila praviloma enake vrednosti, kot je neto postavka nefinančnega računa (neto posojanje oz. neto izposojanje B.9).

Osnovna načela ESA 95 so:
- vrednotenje vseh sredstev in obveznosti po tekoči tržni vrednosti,
- razlika med finančnimi sredstvi in obveznostmi predstavlja neto finančna sredstva (net financial assets),
- razlika med celotnimi sredstvi (finančnimi in nefinančnimi) in obveznostmi predstavlja neto vrednost (net worth),
- neto vrednost in kapital predstavljata lastne sklade (own funds).

Postavke iz finančnih računov in postavke iz bilance stanja niso vrednostno enake že zaradi zgoraj omenjenih načel ESA95.

Finančni računi so nekonsolidirani in konsolidirani. V konsolidiranem računu so izločene terjatve in obveznosti med institucionalnimi enotami v okviru opazovanega sektorja.

4.2 Institucionalni sektorji

Finančni računi prikazujejo stanje in gibanje finančnih sredstev in obveznosti po različnih sektorjih oziroma podsektorjih po SKIS (Standardni klasifikaciji institucionalnih sektorjih, Ur. list RS št. 56/1998).

Vsaka enota je vključena v določen sektor, v nekaterih primerih nadalje v podsektor (nižji nivo od sektorja).

Pregled sektorjev in podsektorjev:

Oznaka sektorja	Naziv sektorja
S.1	Gospodarstvo Slovenije
S.11	Nefinančne družbe
S.12	Finančne družbe
S.121	Centralna banka
S.122	Druge denarne finančne institucije
S.123	Drugi finančni posredniki razen zavarovalnic in pokojninskih skladov
S.124	Izvajalci pomožnih finančnih dejavnosti
S.125	Zavarovalnice in pokojninski skladi
S.13	Država
S.1311	Centralna država
S.1313	Lokalna država
S.1314	Skladi socialne varnosti
S.14	Gospodinjstva
S.15	Nepridobitne institucije, ki opravljajo storitve za gospodinjstva
S.2	Tujina
S.21	Evropska unija (EU)
S.2111	Ekonomska in monetarna unija (EMU)
S.2112	Ostale članice evropske unije izven ekonomske in monetarne unije (Ostale članice EU)
S.22	Tretje države in mednarodne organizacije (Ostali izven EU)

Gospodarstvo Slovenije (S.1) predstavlja rezidenčne institucionalne enote.

Nefinančne družbe (S.11) so tržni proizvajalci, katerih osnovna dejavnost je proizvodnja blaga in nefinančnih storitev.

Centralna banka (S.121) je Banka Slovenije.

Druge denarne finančne institucije (S.122) vključujejo poslovne banke in hranilnice.

Drugi finančni posredniki razen zavarovalnic in pokojninskih skladov (S.123) so:
- vzajemni skladi,
- investicijske družbe (ID),
- družbe za upravljanje,
- družbe, ki se ukvarjajo s finančnim leasingom,
- družbe, ki se ukvarjajo s factoringom (trgovanje s terjatvami).

Izvajalci pomožnih finančnih dejavnosti (S.124) vključujejo:
- borzno posredniške hiše,
- menjalnice,
- institucije, ki nudijo storitve infrastrukture finančnih trgov (npr. KDD - Klirinško depotna družba),
- borze (Ljubljanska borza vrednostnih papirjev).

Zavarovalnice in pokojninski skladi (S.125) predstavljajo:
- zavarovalnice,
- vzajemne pokojninske sklade,
- pokojninske družbe.

Centralna država (S.1311) vključuje:
- neposredne uporabnike državnega proračuna (nevladni, vladni in pravosodni proračunski uporabniki),
- posredne proračunske uporabnike (javni zavodi in agencije) na ravni države,
- javne sklade na ravni države,
- Slovensko odškodninsko družbo (SOD).

Lokalna država (S.1313) predstavlja:
- občine,
- krajevne skupnosti,
- javne sklade na ravni občin,
- posredne proračunske uporabnike na lokalni ravni.

Skladi socialne varnosti (S.1314) so:
- Zavod za zdravstveno zavarovanje (ZZZS),
- Zavod za pokojninsko in invalidsko zavarovanje (ZPIZ),
- Kapitalska družba invalidskega in pokojninskega zavarovanja (KAD).

Sektor Gospodinjstva (S.14) predstavlja prebivalstvo RS in samostojne podjetnike.

Nepridobitne institucije, ki opravljajo storitve za gospodinjstva (S.15) vključujejo društva, politične stranke, sindikate, klube, zveze, cerkvene skupnosti in humanitarne organizacije.

Tujina (S.2) so nerezidenčne enote in je razdeljena na S.21 (EU) in S.22 (ostale države izven EU). EU vključuje države članice EU, razdeljene na države EMU in ostale članice EU.

4.3 Finančni instrumenti

Stanje in gibanje finančnih sredstev ter obveznosti po metodologiji ESA95 je prikazano po posameznih finančnih instrumentih, ki so enaki tako na strani sredstev kot obveznosti.

Posamezen finančni instrument, ki ga ima posamezna enota kot finančno sredstvo, ima protipostavko v obveznostih druge enote in obratno. Edino finančno sredstvo, ki nima protipostavke v obveznostih, je instrument F.1 (Monetarno zlato in SDR).

Pregled razčlenitve finančnih instrumentov:

Oznaka finančnega instrumenta	Naziv finančnega instrumenta
F.1	Monetarno zlato in SDR (posebne pravice črpanja)
F.2	Gotovina in vloge
F.21	Gotovina
F.22	Prenosljive vloge
F.29	Druge vloge
F.3	Vrednostni papirji razen delnic
F.33	Vrednostni papirji razen delnic in izvedenih finančnih instrumentov
F.331	Kratkoročni dolžniški vrednostni papirji
F.332	Dolgoročni dolžniški vrednostni papirji
F.34	Izvedeni finančni instrumenti
F.4	Posojila
F.41	Kratkoročna posojila
F.42	Dolgoročna posojila
F.5	Delnice in drug lastniški kapital
F.51	Delnice in drug lastniški kapital, razen delnic investicijskih družb in enot vzajemnih skladov
F.511	Delnice, ki kotirajo
F.512	Delnice, ki ne kotirajo
F.513	Drug lastniški kapital
F.52	Delnice/enote investicijskih skladov
F.6	Zavarovalno tehnične rezervacije
F.61	Neto lastniški kapital gospodinjstev v rezervacijah življenjskega zavarovanja in v rezervacijah pokojninskih skladov
F.611	Neto lastniški kapital gospodinjstev v rezervacijah življenjskega zavarovanja (rezervacije iz življenjskega zavarovanja)
F.612	Neto lastniški kapital gospodinjstev v rezervacijah pokojninskih skladov (rezervacije iz pokojninskih zavarovanj)
F.62	Prenosne premije in škodne rezervacije (druge tehnične rezervacije)
F.7	Druge terjatve in obveznosti
F.71	Komercialni krediti in predujmi
F.79	Drugo (druge terjatve in obveznosti razen komercialnih kreditov in predujmov)

Skupino F.1 Monetarno zlato in SDR sestavlja:
- Monetarno (denarno) zlato, ki je sestavina mednarodnih rezerv denarne oblasti in drugih subjektov, ki so pod njenim dejanskim nadzorom;
- SDR (Posebne pravice črpanja), ki so mednarodna rezervna sredstva in jih je oblikoval Mednarodni denarni sklad ter dodelil svojim članicam za povečanje obstoječih rezervnih sredstev.

Praviloma je F.1 finančno sredstvo centralne banke (S.121). Posebnost finančnega instrumenta F.1 je v tem, da nobena institucionalna enota oziroma sektor ne izkazuje obveznosti iz omenjenega instrumenta. Nasprotna postavka je izkazana na strani finančnih sredstev tujine (S.2) v enakem znesku kot jo izkazuje centralna banka, vendar z negativnim predznakom.

Skupino F.2 Gotovina in vloge sestavljajo tri podskupine finančnih instrumentov:
- F.21 Gotovina;
- F.22 Prenosljive vloge;
- F.29 Druge vloge.

Podskupina F.21 Gotovina predstavlja bankovce in kovance, ki se navadno uporabijo za plačila in obsega bankovce in kovance v obtoku, izdane s strani rezidenčne denarne oblasti ter bankovce in kovance v obtoku, izdane s strani nerezidenčne denarne oblasti, katerih imetniki so rezidenti. F.21 imajo lahko kot finančno sredstvo vsi sektorji. F.21 predstavlja obveznost enote, ki jo je izdala (praviloma centralna banka).

Podskupina F.22 Prenosljive vloge predstavlja vloge na vpogled v domači ali tuji valuti. Prenosljive vloge je možno brez odloga zamenjati v gotovino oziroma so prenosljive s čekom, plačilnim nalogom, debetno vknjižbo ali na drug podoben način in sicer brez pomembnejših omejitev ali dodatnih stroškov. F.22 zajema tudi vloge med denarnimi finančnimi institucijami (primer so vloge, ki jih imajo druge denarne finančne institucije pri centralni banki na osnovi zahtev po obvezni rezervi). F.22 imajo lahko kot finančno sredstvo vsi sektorji. Obveznosti iz naslova F.22 izkazujejo praviloma denarne finančne institucije (S.121 in S.122) ter tujina (S.2).

Podskupina F.29 Druge vloge predstavlja vloge, ki jih ni možno uporabljati za plačevanje ob vsakem času in jih ni možno zamenjati za gotovino ali prenosljive vloge brez pomembnejših omejitev ali dodatnih stroškov. Druge vloge obsegajo:
- vezane vloge;
- hranilne vloge;
- potrdila o vlogah, ki niso tržna oziroma katerih tržnost je, čeprav teoretično možna, zelo omejena;
- repo posle (posle ponovnega odkupa), ki predstavljajo obveznost denarnih finančnih institucij;
- kritja vezana na izvedene finančne instrumente, ki predstavljajo obveznost denarnih finančnih institucij;
- vloge, ki so posledica varčevalne sheme ali pogodbe;
- dokazila o vlogah, izdanih s strani hranilnih in posojilnih združenj, družb za izgradnjo, kreditnih unij in podobno;
- terjatve oziroma obveznosti do Mednarodnega denarnega sklada;
- druge vloge, ki niso vključene v podskupino F.22.

F.29 imajo lahko kot finančno sredstvo vsi sektorji. Obveznosti iz naslova F.29 izkazujejo praviloma denarne finančne institucije (S.121 in S.122) ter tujina (S.2).

Kot vloge so mišljene bančne vloge oziroma depoziti različnih subjektov pri bankah (denarnih finančnih institucijah – S.121/S.122). Vloge, ki jih imajo posamezni subjekti pri drugih subjektih, ki niso denarne finančne institucije, ne štejejo kot vloge, temveč kot posojila.

Skupino F.3 Vrednostni papirji razen delnic sestavljata dve osnovni podskupini finančnih instrumentov:
- F.33 Vrednostni papirji razen delnic brez izvedenih finančnih instrumentov (dolžniški vrednostni papirji);
- F.34 Izvedeni finančni instrumenti.

Podskupina F.33 Vrednostni papirji razen delnic brez izvedenih finančnih instrumentov je dalje razdeljena na F.331 Kratkoročne dolžniške vrednostne papirje in F.332 Dolgoročne dolžniške vrednostne papirje.

F.331 Kratkoročni dolžniški vrednostni papirji so vrednostni papirji z originalno ročnostjo (prvotno zapadlostjo) enega leta ali manj in obsegajo:
- zakladne menice in druge kratkoročne vrednostne papirje države;
- kratkoročne menice (lastne, blagovne, trasirane ali trate);
- blagajniške zapise;
- komercialne papirje;
- potrdila o vlogi, ki so tržni;
- bančne akcepte.

F.332 Dolgoročni dolžniški vrednostni papirji so vrednostni papirji, katerih originalna ročnost (prvotna zapadlost) je daljša od enega leta in obsegajo:
- obveznice;
- zapise s spremenljivo obrestno mero (FRNs);
- druge dolžniške vrednostne papirje z originalno zapadlostjo daljšo od enega leta.

Podskupina F.34 Izvedeni finančni instrumenti obsega:
- opcije, s katerimi se trguje na organiziranih trgih ali prek okenc (OTC);
- standardizirane terminske pogodbe, če imajo tržno vrednost, ker se z njimi trguje ali so lahko pobotane;
- zamenjave, če imajo tržno vrednost, ker se z njimi trguje ali so lahko pobotane;
- terminske dogovore o obrestni meri, če imajo tržno vrednost, ker se z njimi trguje ali so lahko pobotane;
- nakupne bone. Nakupni boni so posebna oblika opcij, s katerimi se trguje na organiziranih trgih.

F.3 imajo lahko kot finančno sredstvo vsi sektorji. F.3 so praviloma obveznosti nefinančnih družb (S.11), finančnih družb (S.12), sektorja države (S.13) in tujine (S.2).

Skupina F.4 Posojila predstavlja vse vrste posojil, ki nastanejo, ko upnik bodisi neposredno ali preko posrednikov posodi sredstva dolžniku, dokumentirana pa so z netržnimi dokumenti ali sploh niso dokumentirana. Pobudo za posojilo navadno da posojilojemalec. F.4 vključuje tudi posojila za financiranje trgovinskih kreditov, finančni najem, dogovor o ponovnem odkupu in kritja vezana na izvedene finančne instrumente, kadar so ti dogovori in kritja obveznosti družb, ki niso denarne finančne institucije. F.4 ne vključuje komercialne kredite in predujme. F.4 imajo lahko kot finančno sredstvo in kot obveznost vsi sektorji.

Kadar je v posojilno razmerje vključena banka, je splošno pravilo razlikovanja med posojilom in vlogo naslednje: iniciativa glede posojila je običajno na strani dolžnika (posojilojemalca). V nasprotnem primeru, kadar je iniciativa glede posojila na strani upnika (posojilodajalca), gre običajno za vlogo (npr. imetnik depozita pri banki, ki nastopa kot upnik, da iniciativo za odprtje depozita in ne banka, ki nastopa kot dolžnik) to je tudi splošno pravilo razlikovanja med posojilom in vlogo, kadar umestitev instrumenta ni jasno razvidna iz dokumentov.

Kot posojila se obravnavajo vloge, ki jih imajo posamezni subjekti pri drugih subjektih, ki niso denarne finančne institucije. Kot vloge (F.22/F.29) so mišljene le bančne vloge oziroma depoziti različnih subjektov pri bankah (denarnih finančnih institucijah).

Skupina F.4 je razdeljena na dve podskupini:
- F.41 Kratkoročna posojila;
- F.42 Dolgoročna posojila.

F.41 Kratkoročna posojila predstavlja posojila z originalno ročnostjo (prvotno zapadlostjo) do enega leta oz. vključno z enim letom.

F.42 Dolgoročna posojila so posojila, katerih originalna ročnost (prvotna zapadlost) je daljša od enega leta.

Skupina F.5 Delnice in drug lastniški kapital je sestavljena iz dveh osnovnih podskupin finančnih instrumentov:
- F.51 Delnice in drug lastniški kapital, razen delnic/enot investicijskih skladov;
- F.52 Delnice/enote investicijskih skladov.

Podskupina F.51 je dalje razdeljena na:
- F.511 Delnice, ki kotirajo;
- F.512 Delnice, ki ne kotirajo;
- F.513 Drug lastniški kapital.

F.51 imajo lahko kot finančno sredstvo vsi sektorji. F.51 so praviloma obveznosti nefinančnih družb (S.11), finančnih družb (S.12) in tujine (S.2). Izjemoma imajo lahko obveznost v F.51 posamezne enote države (S.13).

F.511 Delnice, ki kotirajo predstavljajo lastniške vrednostne papirje, ki kotirajo na domačem ali tujem trgu.

F.512 Delnice, ki ne kotirajo predstavljajo lastniške vrednostne papirje, ki ne kotirajo na domačem ali tujem trgu.

F.513 Drug lastniški kapital predstavlja lastniški kapital, ki ni v obliki delnic.

Podskupina F.52 Delnice/enote investicijskih skladov:
- delnice investicijskih družb;
- investicijske kupone, ki se glasijo na eno ali več enot premoženja vzajemnega sklada;
- enote premoženja vzajemnih pokojninskih skladov.

F.52 imajo lahko kot finančno sredstvo vsi sektorji. Obveznosti v F.52 imajo lahko investicijske družbe in vzajemni skladi (S.123), vzajemni pokojninski skladi (S.125) in tujina (S.2).

Skupina F.6 Zavarovalno tehnične rezervacije obsega zavarovalno tehnične rezervacije zavarovalnic in pokojninskih skladov nasproti zavarovancem in upravičencem in je razdeljena na dve osnovni podskupini finančnih instrumentov:
- F.61 Neto lastniški kapital gospodinjstev v rezervacijah življenjskega zavarovanja in v rezervacijah pokojninskih skladov;
- F.62 Prenosne premije in škodne rezervacije (druge tehnične rezervacije).

Podskupina F.61 Neto lastniški kapital gospodinjstev v rezervacijah življenjskega zavarovanja in v rezervacijah pokojninskih skladov je razdeljena dalje na:
- F.611 Neto lastniški kapital gospodinjstev v rezervacijah življenjskega zavarovanja (rezervacije iz življenjskih zavarovanj);
- F.612 Neto lastniški kapital gospodinjstev v rezervacijah pokojninskih skladov (rezervacije iz pokojninskih zavarovanj).

F.611 Neto lastniški kapital gospodinjstev v rezervacijah življenjskega zavarovanja obsega:
- čiste matematične rezervacije življenjskih zavarovanj;
- čiste rezervacije v korist življenjskih zavarovancev, ki prevzemajo naložbeno tveganje;
- čiste matematične rezervacije zdravstvenih zavarovanj.

F.611 so lahko finančna sredstva gospodinjstev (S.14) kot zavarovancev in obveznost zavarovalnic (S.125).

F.612 Neto lastniški kapital gospodinjstev v rezervacijah pokojninskih skladov predstavlja matematične rezervacije iz naslova pokojnin. F.612 so lahko finančna sredstva gospodinjstev (S.14) kot zavarovancev in so praviloma obveznost pokojninskih družb (S.125).

Podskupina F.62 Prenosne premije in škodne rezervacije predstavlja:
- čiste prenosne premije;
- čiste rezervacije za bonuse, popuste in storno;
- čiste škodne rezervacije;
- izravnalne rezervacije;
- druge čiste zavarovalno tehnične rezervacije.

F.62 so lahko finančna sredstva vseh sektorjev kot zavarovancev (prenosne premije) ali upravičencev (škodne rezervacije) in so praviloma obveznost zavarovalnic in pokojninskih družb (S.125).

Obvezniki poročanja, ki oblikujejo zavarovalno tehnične rezervacije, poročajo za instrument zavarovalno tehničnih rezervacij čiste tehnične rezervacije kot obveznost obveznika poročanja in jih porazdelijo na obveznosti do posameznih sektorjev/podsektorjev, kot zavarovancev ali upravičencev (npr. obveznosti do gospodinjstev, nefinančnih družb, ipd.).

Skupina F.7 Druge terjatve in obveznosti je razdeljena na dve podskupini finančnih instrumentov:
- F.71 Komercialni krediti in predujmi;
- F.79 Drugo (druge terjatve in obveznosti razen komercialnih kreditov in predujmov).

Podskupina F.71 komercialni krediti in predujmi predstavlja finančne terjatve oziroma obveznosti, ki izhajajo iz dobaviteljevega ali kupčevega neposrednega kreditiranja transakcij z blagom in storitvami, ter predujmi za delo, ki je v teku ali se bo začelo in je povezano s temi transakcijami. F.71 vključuje vse še ne plačane terjatve oziroma obveznosti iz naslova blaga ali storitev. F.71 so lahko finančna sredstva ali obveznosti za vse sektorje.

Podskupina F.79 Drugo (druge terjatve in obveznosti, razen komercialnih kreditov in predujmov) predstavlja vse druge terjatve in obveznosti, ki so rezultat časovne razlike med transakcijami in plačili vezanimi na davke, socialne prispevke, plače, rente, dividende, obresti in transakcije finančnih sredstev na sekundarnem trgu. F.79 so lahko finančna sredstva ali obveznosti za vse sektorje.

Praviloma se natečene obresti vključijo v instrument, na katerega se nanašajo (npr. obresti iz naslova vlog se vključijo v F.2, obresti iz naslova posojil se vključijo v F.4, obresti iz naslova vrednostnih papirjev se vključijo v F.3). V primeru, da obresti ni mogoče vključiti v ustrezen instrument, se izkažejo v postavki F.79.

4.4 Pravila evidentiranja in vrednotenja

Za stanja finančnih sredstev in obveznosti velja splošno načelo vrednotenja po tekoči tržni ceni na dan preseka. Praviloma se natečene obresti vključijo v instrument na katerega se nanašajo (vloge, posojila, vrednostni papirji).

Transakcije se izkazujejo kot neto transakcije po posameznem instrumentu in so razlika med povečanji (po izvirni vrednosti) in zmanjšanji (po vrednosti s vključenimi realiziranimi vrednostnimi spremembami) v posameznem finančnem instrumentu.

Vrednostne spremembe, predstavljajo spremembe tržnih cen in deviznih tečajev ter druge spremembe (prerazporeditve finančnih instrumentov/sektorjev, sprememba metodologije, odpisi terjatev/dolgov).

4. FINANCIAL ACCOUNTS METHODOLOGY

4.1 ESA95 Methodology

The methodological basis for the compilation of financial accounts is the ESA95 (the European System of Accounts).

Financial accounts contain the stocks and flows that individual institutional sectors hold in individual financial instruments as claims and as liabilities.

Financial accounts disclose how a surplus is distributed or a deficit is covered by virtue of transactions in financial assets (claims) and liabilities.

The net item of a financial account, which represents financial assets minus liabilities, should as a rule be equal to the same value as the net item of a non-financial account (net borrowing or net lending B.9).

The basic principles of the ESA95 are:
- all assets and liabilities are valued at the current market value,
- the difference between financial assets and liabilities represents the net financial assets,
- the difference between total assets (financial and non-financial) and liabilities represents net worth,
- net worth plus shares and other equity represents own funds.

The items in the financial accounts and the items in the balance sheet are not equal in value for reason of the aforementioned ESA95 principles.

Financial accounts may be non-consolidated or consolidated. In a consolidated account claims and liabilities between institutional units within the sector in question are excluded.

4.2 Institutional Sectors

Financial accounts disclose the stock and movement of financial assets and liabilities in terms of different sectors or subsectors under the Standard Classification of Institutional Sectors (Official Gazette of the Republic of Slovenia, No, 56/1998).

Each unit is included in a specific sector, and, in certain cases, in a subsector (the level below sector).

Sectors and subsectors:

Sector code	Title of sector
S.1	Slovenian economy (Total economy)
S.11	Non-financial corporations
S.12	Financial corporations
S.121	Central bank
S.122	Other monetary financial institutions
S.123	Other financial intermediaries, except insurance corporations and pension funds
S.124	Financial auxiliaries
S.125	Insurance corporations and pension funds
S.13	General government
S.1311	Central government
S.1313	Local government
S.1314	Social security funds
S.14	Households
S.15	Non-profit institutions serving households
S.2	Rest of the world
S.21	European Union (EU)
S.2111	Members of the EMU (EMU)
S.2112	European Union, not EMU (Other EU members)
S.22	Third countries and international organisations (Others outside EU)

The total Slovenian economy (S.1) consists of resident institutional units.

Non-financial corporations (S.11) are market producers whose principal activity is the production of goods and non-financial services.

The central bank (S.121) is the Bank of Slovenia.

Other monetary financial institutions (S.122) comprise commercial banks and savings banks.

Other financial intermediaries except insurance corporations and pension funds (S.123) comprise:
- mutual funds,
- investment companies (ICs),
- management companies,
- corporations engaged in financial leasing,
- corporations engaged in factoring (trading in claims).

Financial auxiliaries (S.124) include:
- brokerage houses,
- exchange offices,
- institutions providing financial market infrastructure services (e.g. KDD, the Central Securities Clearing Corporation),
- stock exchanges (Ljubljana Stock Exchange).

Insurance corporations and pension funds (S.125) comprise:
- insurance corporations,
- mutual pension funds,
- pension companies.

Central government (S.1311) includes:
- direct state budget spending units (non-governmental, governmental and judicial spending units),
- indirect budget spending units (public institutes and agencies) at state level,
- public funds at state level,
- the Slovenian Compensation Company (SOD).

Local government (S.1313) comprises:
- municipalities,
- regional authorities,
- public funds at municipal level,
- indirect budget spending units at local level.

Social security funds (S.1314) comprise:
- the Health Insurance Institute (ZZZS),
- the Pensions and Disability Insurance Institute (ZPIZ),
- the Pensions and Disability Insurance Capital Corporation (KAD).

The households sector (S.14) consists of private individuals and sole traders.

Non-profit institutions serving households (S.15) include societies, political parties, trade unions, clubs, associations, religious communities and humanitarian organisations.

The rest of the world (S.2) represents non-resident units and comprises the S.21 (European union – EU) and S.22 (other states outside EU). EU comprises EU member-states, divided into the countries of the EMU and other EU members.

4.3 Financial Instruments

The stock and movement of financial assets and liabilities under the ESA95 methodology is disclosed by individual financial instruments, which are equal on both the assets and liabilities sides.

Each individual financial instrument that a particular unit holds as a financial asset has a counterpart item in the liabilities of another unit, and vice-versa. The only financial asset that does not have a counterpart item in liabilities is F.1 (Monetary gold and SDRs).

Financial instruments comprise a title and code:

Financial instrument code	Title of financial instrument
F.1	Monetary gold and SDRs (Special Drawing Rights)
F.2	Currency and deposits
F.21	Currency
F.22	Transferable deposits
F.29	Other deposits
F.3	Securities other than shares
F.33	Securities other than shares, excluding financial derivatives
F.331	Short-term debt securities
F.332	Long-term debt securities
F.34	Financial derivatives
F.4	Loans
F.41	Short-term loans
F.42	Long-term loans
F.5	Shares and other equity
F.51	Shares and other equity, excluding mutual funds shares
F.511	Quoted shares
F.512	Unquoted shares
F.513	Other equity
F.52	Mutual funds shares
F.6	Insurance technical reserves
F.61	Net equity of households in life insurance reserves and pension fund reserves
F.611	Net equity of households in life insurance reserves (Life insurance reserves)
F.612	Net equity of households in pension fund reserves (Pension fund reserves)
F.62	Prepayments of insurance premiums and reserves for outstanding claims (Other technical reserves)
F.7	Other accounts receivable/payable
F.71	Trade credits and advances
F.79	Other accounts receivable/payable, excluding trade credits and advances (Other)

Category F.1 Monetary gold and SDRs comprises:
- Monetary gold, which is held as a component of international reserves by monetary authorities or by others subject to the effective control of the authorities;
- SDRs (special drawing rights), which are international reserve assets created by the International Monetary Fund and allocated to its members to supplement existing reserve assets.

As a rule F.1 is a financial asset of the central bank (S.121). A feature of the F.1 financial instrument is that no institutional unit or sector discloses a liability deriving from the instrument. The counterpart item is shown on the side of financial assets of the Rest of the world (S.2) in the same amount as it is shown by the Central bank (S.121), but with the negative sign.

Category F.2 Currency and deposits consists of three sub-categories of financial instruments:
- F.21 Currency;
- F.22 Transferable deposits;
- F.29 Other deposits.

Sub-category F.21 Currency consists of notes and coins that are commonly used to make payments, and comprises notes and coins in circulation issued by resident monetary authorities and notes and coins in circulation issued by non-resident monetary authorities held by resi-

dents. All sectors may hold F.21 as a financial asset. F.21 represents a liability of the unit that issued it (generally the central bank).

Sub-category F.22 Transferable deposits consists of sight deposits in domestic or foreign currency. Transferable deposits can be converted into currency or transferred by cheque, banker's order, debit entry or the like, without any kind of significant restriction or penalty. F.22 also includes deposits between monetary financial institutions (such as deposits that other monetary financial institutions hold with the central bank to satisfy compulsory reserve requirements). All sectors may hold F.22 as a financial asset. Liabilities deriving from F.22 are disclosed as a rule by monetary financial institutions (S.121 and S.122) and by the rest of the world (S.2).

Sub-category F.29 Other deposits consists of deposits that cannot be used to make payments at any time and they are not convertible into currency or transferable deposits without any kind of significant restriction or penalty. Other deposits comprise:
- time deposits;
- savings deposits;
- certificates of deposit that are non-negotiable, or whose negotiability, while theoretically possible, is very restricted;
- repo transactions (repurchase agreements) that are liabilities of monetary financial institutions;
- repayable margin payments related to financial derivatives that are liabilities of monetary financial institutions;
- deposits resulting from a savings scheme or contract;
- evidence of deposits issued by savings and loan associations, building societies, credit unions and the like;
- claims against and liabilities to the International Monetary Fund;
- other deposits not included in sub-category F.22.

All sectors may hold F.29 as a financial asset. Liabilities deriving from F.29 are disclosed as a rule by monetary financial institutions (S.121 and S.122) and by the rest of the world (S.2).

Deposits mean bank deposits or deposits of various entities at banks (monetary financial institutions – S.121/S.122). Deposits held by individual entities at other entities that are not monetary financial institutions are not deemed deposits, but rather loans.

Category F.3 Securities other than shares consists of two basic subcategories of financial instruments:
- F.33 Securities other than shares (debt securities), excluding financial derivatives;
- F.34 Financial derivatives.

Sub-category F.33 Securities other than shares, excluding financial derivatives is further sub-divided into F.331 Short-term debt securities and F.332 Long-term debt securities.

F.331 Short-term debt securities are securities with an original maturity of one year or less, and comprise:
- treasury bills and other short-term securities issued by general government;
- short-term bills of exchange (own bills, commodity bills, drawn bills, drafts);
- bills;
- commercial paper;
- negotiable certificates of deposit;
- bankers' acceptances.

F.332 Long-term debt securities are securities with an original maturity of more than one year, and comprise:
- bonds;
- floating rate notes (FRNs);
- other debt securities with an original maturity of more than one year.

Sub-category F.34 Financial derivatives comprises:
- options, tradable and over-the-counter (OTC);
- standardised futures, provided they have a market value because they are tradable or can be offset;
- swaps, provided they have a market value because they are tradable or can be offset;
- forward rate agreements, provided they have a market value because they are tradable or can be offset;
- warrants. Warrants are a special form of tradable option.

All sectors may hold F.3 as a financial asset. F.3 are generally liabilities of non-financial corporations (S.11), financial corporations (S.12), general government (S.13) and the rest of the world (S.2).

Category F.4 Loans consists of all types of loan created when creditors lend funds to debtors, either directly or through brokers, that are either evidenced by non-negotiable documents or not evidenced by documents. The initiative concerning a loan normally lies with the borrower. F.4 also includes loans to finance trade credits, financial leasing, repurchase agreements, and repayable margin payments related to financial derivatives when these agreements and payments are liabilities of corporations that are not monetary financial institutions. F.4 does not include trade credits or advances. All sectors may hold F.4 as a financial asset and liability.

When a bank is included in the loan relationship, the general rule for distinguishing between a loan and a deposit is as follows: the initiative-concerning a loan normally lies with the debtor (the borrower). In the opposite case, when the initiative concerning a loan lies with the creditor (the lender), it is usually deemed a deposit (e.g. it is the holder of a bank deposit acting as the creditor who gives the initiative to open the deposit rather than the bank, which acts as the debtor) – this is also the general rule for distinguishing between a loan and a deposit when the classification of the instrument is not clear from the documents.

Deposits held by individual entities at other entities that are not monetary financial institutions are treated as loans. Deposits (F.22/F.29) mean only bank deposits or deposits of various entities at banks (monetary financial institutions).

Category F.4 is divided into two sub-categories:
- F.41 Short-term loans;
- F.42 Long-term loans.

Sub-category F.41 Short-term loans consists of loans with an original maturity of one year or less.

Sub-category F.42 Long-term loans consists of loans with an original maturity of more than one year

Category F.5 Shares and other equity consists of two basic sub-categories of financial instruments:
- F.51 Shares and other equity, excluding investment company shares and mutual fund units;
- F.52 Investment company shares and mutual fund units.

Sub-category F.51 is further sub-divided into:
- F.511 Quoted shares;
- F.512 Unquoted shares:
- F.513 Other equity.

All sectors may hold F.51 as a financial asset. F.51 is generally liabilities of non-financial corporations (S.11), financial corporations (S.12) and the rest of the world (S.2). Exceptionally, individual units of general government (S.13) may hold a liability in F.51.

F.511 Quoted shares consist of equity securities quoted on the domestic market or a foreign market.

F.512 Unquoted shares consist of equity securities not quoted on the domestic market or a foreign market.

F.513 Other equity consists of equity that is not in the form of shares.

Sub-category F.52 Investment company shares and mutual fund units comprises:
- investment company shares;
- investment coupons registered to one or more units of a mutual fund;
- mutual fund units.

All sectors may hold F.52 as a financial asset. Investment companies and mutual funds (S.123), mutual pension funds (S.125) and the rest of the world (S.2) may hold liabilities in F.52.

Category F.6 Insurance technical reserves comprises the insurance technical reserves of insurance corporations and pension funds against policyholders and beneficiaries, and is divided into two basic sub-categories of financial instruments:
- F.61 Net equity of households in life insurance reserves and in pension fund reserves;
- F.62 Prepayments of insurance premiums and reserves for outstanding claims.

Sub-category F.61 Net equity of households in life insurance reserves and in pension fund reserves is further sub-divided into:
- F.611 Net equity of households in life insurance reserves;
- F.612 Net equity of households in pension fund reserves.

F.611 Net equity of households in life insurance reserves comprises (life insurance reserves):
- net life insurance provisions;
- net provisions for life insurance policies where the investment risk is borne by the policyholders;
- net health insurance provisions.

F.611 can be financial assets of households (S.14) as policyholders, and liabilities of insurance corporations (S.125).

F.612 Net equity of households in pension fund reserves (pension fund reserves) consists of provisions deriving from pensions. F.612 can be financial assets of households (S.14) as policyholders, and is generally a liability of pension funds (S.125).

Sub-category F.62 Prepayments of insurance premiums and reserves for outstanding claims (other technical reserves) consists of:
- net prepayments of insurance premiums;
- net provisions for bonuses, rebates and cancellations;
- net reserves for outstanding claims;
- equalisation provisions;
- other net insurance technical reserves.

F.62 may be financial assets of all sectors as policyholders (prepayments of insurance premiums) or beneficiaries (reserves for outstanding claims), and is generally a liability of insurance corporations and pension funds (S.125).

Those who are obliged to report and who create insurance technical reserves report the net technical reserves for the instrument of insurance technical reserves as a liability of the reporter, and allocate them as liabilities to individual sectors/subsectors as policyholders or beneficiaries (e.g. liabilities to households, liabilities to non-financial corporations).

Category F.7 Other accounts receivable/payable is divided into two sub-categories of financial instruments:
- F.71 Trade credits and advances;
- F.79 Other accounts receivable/payable, excluding trade credits and advances.

Sub-category F.71 Trade credits and advances consists of financial claims or liabilities arising from the direct extension of credit by suppliers and buyers for goods and services transactions, and advance payments for work that is in progress or to be undertaken and associated with such transactions. F.71 includes all as-yet-unpaid claims and liabilities deriving from goods and services. F.71 may be financial assets or liabilities for all sectors.

Sub-category F.79 Other accounts receivable/payable excluding trade credits and advances consists of all other claims and liabilities arising from timing differences between transactions and payments made in respect of taxes, social contributions, wages, rents, dividends, interest and transactions in financial assets on the secondary market. F.79 may be financial assets or liabilities for all sectors.

As a rule accrued interest is included in the instrument to which the interest relates (e.g. interest on deposits is included in F.2, interest on loans is included in F.4, interest on securities is included in F.3). However, should it be impossible to include the interest in the relevant instrument, it is disclosed in F.79.

4.4 Rules of Recording and Valuation

The general principle of valuation at the current market price as at the cut-off date applies to the stock of financial assets and liabilities. As a rule accrued interest is included in the instrument to which it relates (deposits, loans, securities).

Transactions are disclosed as net transactions for each individual instrument, and are the difference between additions (at original value) and reductions (at a value including realised value changes) in an individual financial instrument.

Value changes consist of changes in market prices and exchange rates, and other changes (reallocations of financial instruments/sectors, changes in methodology, write-downs of claims/debts).

5. SESTAVA FINANČNIH RAČUNOV

Letne finančne račune se sestavlja od leta 2001 in četrtletne finančne račune od prvega kvartala 2004.

5.1 Viri podatkov za sestavo finančnih računov

Pri sestavi finančnih računov se uporablja primarne in sekundarne vire podatkov.

Primarni viri podatkov:
- četrtletni podatki (stanja in transakcije) na osnovi neposrednega poročanja institucionalnih enot:
  - nefinančne družbe (S.11): uveden prag poročanja za podatke od 2004 dalje (bilančna vsota 200 milijonov tolarjev ali več);
  - finančne družbe (S.12);
  - enote države (S.13): uveden prag poročanja za četrtletne podatke od 2005 dalje (bilančna vsota 2 milijardi tolarjev ali več);
- četrtletni podatki stanja mednarodnih naložb (IIP) in plačilne bilance (BOP);
- statistika vrednostnih papirjev.

Sekundarni viri podatkov:
- denarna in bančna statistika;
- javnofinančna statistika;
- statistika drugih finančnih institucij (investicijski skladi, zavarovalnice, pokojninski skladi);
- drugi viri.

5.2 Postopek sestave

Pred postopkom sestave finančnih računov je potrebna proučitev ustreznosti individualnih podatkov na osnovi neposrednega poročanja (primerjava podatkov iz letnih poročil, primerjava podatkov iz poročil predhodnih obdobij, ipd.). V primeru ugotovitve napak pri poročanju se izvedejo popravki.

Delo na področju sestave finančnih računov je razdeljeno na tri horizontalne faze in na pet vertikalnih faz.

I. Horizontalne faze:

1. Faza: oblikovanje tabel finančnih računov z agregiranimi osnovnimi podatki za posamezne sektorje in podsektorje na podlagi primarnih virov podatkov:
- podatki na osnovi neposrednega poročanja za vse sektorje/podsektorje v okviru domačega gospodarstva; podatke posameznih sektorjev (npr. za S.11) se prilagodi glede na pokritost populacije s poročanjem;
- podatki IIP in BOP za tujino.

2. Faza: oblikovanje tabel finančnih računov s podatki na nekonsolidirani osnovi. Postopek je naslednji:
- osnovni podatki iz prve faze se prenesejo v ustrezne tabele posameznih sektorjev/podsektorjev;
- oblikuje se zbirna tabela za vse sektorje;
- oblikuje se kontrolna tabela ujemanja podatkov med podsektorji poročevalcev in podsektorji nasprotne strani glede terjatev in obveznosti v posameznih finančnih instrumentih;
- prazne celice, kjer ni podatka na osnovi primarnih virov podatkov, se zapolni s podatki nasprotne strani (npr. ni primarnega vira za gospodinjstva).

Sledi proces usklajevanja podatkov iz dveh strani (terjatve enega sektorja, obveznosti drugega sektorja). Sam proces v tej fazi je postopen:
- izbere se določen finančni instrument;
- primerja se dva podatka: na eni strani kot terjatev, na drugi kot obveznost. Na primer sektor nefinančnih družb (S.11) prikazuje terjatev iz vlog do bank (S.122) in le-te izkazujejo podatek kot obveznost iz vlog do S.11. V končnih finančnih računih mora biti podatek enak;
- pri primerjavi različnih podatkov služijo kot pomoč sekundarni viri podatkov;
- izbere se podatek, ki se uporabi na strani terjatev določenega sektorja in na strani obveznosti nasprotnega sektorja v istem finančnem instrumentu.

3. Faza: Oblikovanje tabel finančnih računov na konsolidirani osnovi. Proces konsolidacije obsega:
- konsolidacijo na ravni podsektorja (izloči se npr. terjatev S.122 do S.122);
- konsolidacijo na ravni sektorja (izloči se npr. terjatev S.122 do S.125).

V končni tabeli finančnih računov za stanja je seštevek konsolidiranih podatkov za posamezne podsektorje določenega sektorja večji od konsolidiranega podatka za sektor, razen kadar nimajo podsektorji med seboj nobenih terjatev/obveznosti. Na primer na ravni S.122 so izločene samo terjatve v okviru S.122, v okviru S.12 pa so izločene še terjatve S.122 do S.125 (S.12≤S.121+S.122+S.123+S.124+S.125).

II. Vertikalne faze:

- Stanje t–1(ST1): predstavlja stanje na koncu obdobja, pred obdobjem, za katerega se sestavljajo finančni računi. Prva vertikalna faza vključuje vse tri horizontalne faze;
- Stanje t (ST2): predstavlja stanje na koncu obdobja, za katerega se sestavljajo finančni računi. Druga vertikalna faza vključuje vse tri horizontalne faze;
- Razlika stanj t–(t-1) (ST2–ST1): se izračuna na osnovi prve in druge vertikalne faze (vse horizontalne faze);
- Transakcije t (TR): predstavlja transakcije v obdobju, za katerega se sestavljajo podatki. Transakcije so dobljene delno na osnovi poročanja in delno na osnovi ocen vrednostnih sprememb (TR=ST2–ST1–VS).
- Vrednostne spremembe t (VR): predstavlja vrednostne spremembe v obdobju, za katerega se sestavljajo finančni računi.

Pri podatkih vrednostnih sprememb so uporabljene tudi nekatere ocene (na primer na podlagi borznih indeksov).

Sestavi finančnih računov na osnovi vseh opisanih faz sledi še analiza usklajenosti podatkov z drugimi statistikami, zlasti vezanih na sektor države (S.13) in tujine (S.2). Podatke S.13 iz finančnih računov se primerja s podatki iz nefinančnih računov države, saj bi naj bil podatek neto postavke iz nefinančnih računov praviloma enak neto postavki finančnih računov. Podatke S.2 (tujine) iz finančnih računov se primerja s podatki IIP (stanja mednarodnih naložb) in BOP (plačilne bilance).

5. FINANCIAL ACCOUNTS COMPILATION

Annual financial accounts have being compiled from 2001 on and quarterly financial accounts from the first quarter 2004 on.

5.1 Data sources for financial accounts compilation

Primary and secondary sources are used for the compilation of financial accounts.

Primary sources:
- quarterly data (stocks and transactions) based on direct reports from individual institutional units:
  - non-financial corporations (S.11): implemented sample for data from 2004 on (balance sheet's value of 200 million tolars or more);
  - financial corporations (S.12);
  - general government units (S.13): implemented sample for quarterly data from 2005 on (balance sheet's of 2 billion tolars or more).
- quarterly IIP (International Investment Position) and BOP (Balance of Payments) data;
- securities statistics.

Secondary sources:
- monetary and banking statistics;
- public finance statistics;
- other financial institutions statistics (for investment funds, insurance corporations, pension funds);
- other sources.

5.2 Compilation process

An analysis of adequate individual data (comparisons with data from annual accounting reports, comparisons with previous financial accounts data from reports) based on direct reports is needed before the process of financial accounts compilation takes place. Correction of data in the data base is carried out in case of the identified errors.

The financial accounts compilation is divided into three horizontal and five vertical phases.

I. Horizontal phases:

Phase 1: designing tables of financial accounts with aggregated primary data for individual sectors and sub-sectors:
- 1. data from direct reports for all domestic sectors and sub-sectors (S.1); grossing up of the data of individual sectors (for instance S.11) based on reported population;
- 2. IIP and BOP data for foreign sectors and sub-sectors (S.2 – Rest of the world).

Phase 2: design of financial accounts tables with data on non-consolidated basis: The process is the following:
- transmission of primary data from phase 1 into adequate tables of individual institutional sectors and sub-sectors;
- design of aggregated tables for all sectors;
- design of control tables concerning the consistency between individual sectors and counterpart sector data;
- filling up of the empty cells, where the data from primary sources is not available (for instance data for Households).

In phase 2 the process of adjusting the data between sectors is a step-by-step process (an asset of one sector is a liability of the another sector):
- defining individual financial instrument (for instance F.29 – Other deposits).
- comparison of two different data: on one side as an asset and on other side as a liability. For instance: non-financial corporations (S.11) shows claims to banks on deposits and banks show the same information as liability to non-financial corporations. In final financial accounts tables the data from two sectors should be the same. In the process of adjustment of the data the secondary sources are used when necessary;
- choosing of the suitable information and applying it on asset and liabilities side of individual sector or sub-sector.

Phase 3: design of financial accounts tables on consolidated basis. The process of consolidation comprises:
- the consolidation on the sub-sector level (eliminating for example the claims of S.122 to S.122)
- the consolidation on the sector level (eliminating for example the claims of S.122 to S.125)

The sum of the consolidated data of the separate sub-sectors is in the final table of financial accounts (stocks) larger than the consolidated data of the sector, except when there is no claims/obligations between the sub-sectors. For example: on the level of S.122 only the claims within the S.122 are eliminated, while the claims of S.122 to S.125 are further eliminated within the S.12(S.12≤S.121+S.122+S.123+S.124+S.125).

II. The vertical phases:

- The stock t–1(ST1): indicates the stock at the end of the period, before of the period, for which the financial accounts are compiled.
- The first vertical phase contains three horizontal phases;
- The stock t (ST2): indicates the stock at the end of the period, for which the financial accounts are compiled. The second vertical phase contains three horizontal phases;
- The difference of the stocks t–(t-1) (ST2–ST1): is calculated on the basis of the first and the second vertical phase (of all horizontal phases);
- The transactions t (TR): indicates the transactions in the period, for which the data are compiled. The transactions are partly the result of the reported data and partly of the estimated valuation changes (TR=ST2–ST1–VS).
- The valuation changes t (VR): indicates the valuation within the period, for which the financial accounts are compiled.

In the calculation of the valuation changes some estimates have also been used (for example on the basis of stock exchange indices).

The compilation of the financial accounts on the basis of all described phases is followed by the analysis of the correspondence of the data with the data of other statistics, especially with those of the general government (S.13) and the external sector (S.2 – Rest of the world). The data of the S.13 from the financial accounts is being compared to the data from the non-financial accounts, because the net item of the non-financial accounts should be in principle equal to the net item of the financial accounts. The data of S.2 from the financial accounts is being compared with the IIP (international investment position) and BOP (balance of payments) data.