BANKA

SLOVENIJE

BANK OF SLOVENIA

EVROSISTEM / EUROSYSTEM

FINANČNI RAČUNI SLOVENIJE 2004-2009

FINANCIAL ACCOUNTS OF SLOVENIA 2004-2009

NOVEMBER/NOVEMBER

2010

Naslov:
Title:

Finančni računi Slovenije 2004-2009
Financial Accounts of Slovenia 2004-2009
Leto 5, št. 5, november 2010
Year 5, No. 5, November 2010

Izdajatelj:
Publisher:

BANKA SLOVENIJE
BANK OF SLOVENIA
Slovenska 35,
1505 Ljubljana
Slovenija
tel.: +386 (1) 4719000
fax.: +386 (1) 2515516
E-mail: bsl@bsi.si
http://www.bsi.si/
SWIFT: BSLJ SI 2X

Pripravlja:
Prepared by:

ODDELEK FINANČNA STATISTIKA
FINANCIAL STATISTICS DEPARTMENT

Tisk:
Printed by:

Tiskarna Radovljica d.o.o.

Naklada:
No. of copies:

700

Razmnoževanje publikacije, v celoti ali deloma, ni dovoljeno. Uporaba in objava podatkov in delov besedila je dovoljena le z navedbo vira. Publikacija je dosegljiva na svetovnem spletu.

Publication and other public use of data from this publication are permitted subject to statement of the source. Publication is also available on the web.

ISSN 1854-3456 (tiskana izdaja - print)
ISSN 1854-3464 (elektronska izdaja - on line)

OPIS ZNAKOV / DESCRIPTION OF SIMBOLS:
0 - ni pojava, podatek manj od ± 0,5
0 - not applicable or less than ± 0.5

KAZALO

1. Pregled finančnih računov Slovenije 2004-2009 6

2. Zbirne in sektorske tabele 38
   Zbirne tabele 42
      Nekonsolidirane 42
      Konsolidirane 74
   Sektorske tabele 106
      Nekonsolidirane 106

3. Metodologija finančnih računov 170

4. Sestava finančnih računov 178

CONTENTS

1. Overview of Slovenia's financial accounts, 2004 to 2009 22

2. Aggregated and sectoral tables 39
   Aggregated tables 42
      Non-consolidated 42
      Consolidated 74
   Sectoral tables 106
      Non-consolidated 106

3. Financial Accounts Methodology 174

4. Financial Accounts Compilation 180

1. PREGLED FINANČNIH RAČUNOV SLOVENIJE 2004-2009

S.11 Nefinančne družbe

v mio EUR	Oznaka	2004	2005	2006	2007	2008	2009
I. FINANČNA SREDSTVA		29.766	34.186	37.610	45.564	46.045	45.788
Gotovina in vloge	F.2	2.771	3.219	3.484	3.914	3.907	4.020
Posojila	F.4	2.682	3.132	3.180	4.525	5.443	6.013
Delnice in drug lastniški kapital	F.5	12.612	14.406	15.784	19.776	18.542	18.520
Druge terjatve	F.7	10.776	12.594	14.258	16.473	17.373	16.425
II. OBVEZNOSTI		56.551	62.984	71.305	87.946	87.002	87.497
Posojila	F.4	15.611	18.465	20.920	27.398	33.348	33.653
Delnice in drug lastniški kapital	F.5	30.079	31.345	35.543	43.292	35.705	36.386
Druge obveznosti	F.7	10.511	12.651	14.332	16.664	17.244	16.480
III. NETO FINANČNA SREDSTVA		-26.785	-28.798	-33.696	-42.382	-40.957	-41.709

Nefinančne družbe so imele konec leta 2009 v finančnih računih Slovenije 20% vseh finančnih sredstev in 37% vseh obveznosti. Finančna sredstva nefinančnih družb so predstavljala 129% BDP, obveznosti pa 247% BDP.

V finančnih računih evroobmočja so imele konec leta 2009 nefinančne družbe 15% vseh finančnih sredstev in 24% vseh obveznosti. Finančna sredstva nefinančnih družb so predstavljala 178% BDP, obveznosti pa 276% BDP evroobmočja.

Finančna sredstva nefinančnih družb so konec leta 2009 znašala 45,8 mrd EUR in so se glede na konec leta 2008 zmanjšala za 1%, v opazovanem obdobju (od konca leta 2004 do konca leta 2009) pa povečala za 54%. Konec leta 2009 so imele nefinančne družbe 57% terjatev do nefinančnih družb, 22% do tujine in 11% do bank.

Finančna sredstva S.11
(stanja konec obdobja v mio EUR)

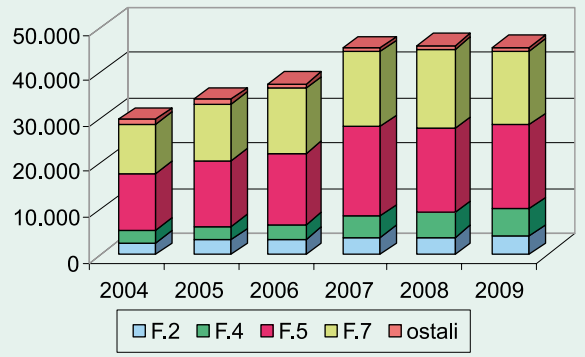

Nefinančne družbe so imele konec leta 2009 največ naložb v **delnice in drug lastniški kapital** (18,5 mrd EUR oz. 40% finančnih sredstev). Naložbe so se v opazovanem obdobju povečale za 47% oz. 5,9 mrd EUR, in sicer največ v letu 2007 (2,2 mrd EUR neto nakupov in 1,8 mrd EUR pozitivnih vrednostnih sprememb), v letu 2008 je prišlo do zmanjšanja za 1,2 mrd EUR (od tega so negativne vrednostne spremembe znašale 2,7 mrd EUR), v letu 2009 pa je prišlo le do minimalne spremembe stanja. Nefinančne družbe so imele konec leta 2009 največ naložb znotraj lastnega sektorja (73%, 81% konec leta 2004) in v tujino (19%, 10% konec leta 2004). V strukturi kapitalskih naložb so konec leta 2009 predstavljale naložbe v delnice 42%, v druge oblike kapitala 57% ter v delnice/enote investicijskih skladov 1%.

Druge terjatve so konec leta 2009 znašale 16,4 mrd EUR oz. 36% finančnih sredstev, predvsem iz trgovinskih kreditov in predujmov (83%), od tega 54% v okviru lastnega sektorja in 35% do tujine. V opazovanem obdobju so se druge terjatve povečale za 5,7 mrd EUR oz. 52% (najbolj v letu 2007 za 2,2 mrd EUR), v letu 2009 pa so se prvič zmanjšale (za 5%), predvsem znotraj lastnega sektorja, do tujine in do države.

Dana **posojila** nefinančnih družb so konec leta 2009 znašala 6 mrd EUR (od tega 70% kratkoročnih posojil), kar je predstavljalo 13% finančnih sredstev. V celotnem obdobju se je obseg danih posojil povečal za 124% oz. 3,3 mrd EUR, največ v letih 2007 (za 1,3 mrd EUR), 2008 (za 0,9 mrd EUR) in 2009 (za 0,6 mrd EUR). Največ posojil je bilo danih v okviru lastnega sektorja (62%, konec leta 2004 65%), tujini (26%, konec leta 2004 15%) in gospodinjstvom (6%, konec leta 2004 13%).

Nefinančne družbe so imele konec leta 2009 4 mrd EUR **gotovine in vlog** (9% finančnih sredstev), od tega skoraj v celoti do domačih bank[1)] (94%). Gotovina in vloge so se v opazovanem obdobju povečale za 45%, v letu 2009 pa za 3%.

1) V gradivu je za sektor S.122 (Druge denarne finančne institucije) uporabljen izraz banke.

Nefinančne družbe v **evroobmočju**[2] so imele največ finančnih sredstev v obliki delnic in drugega lastniškega kapitala (46%), drugih terjatev (21%), posojil (18%) ter gotovine in vlog (11%). V primerjavi z evroobmočjem je bilo v finančnih sredstvih nefinančnih družb v Sloveniji opaziti večji delež drugih terjatev in manjše deleže delnic in drugega lastniškega kapitala, posojil ter gotovine in vlog.

Obveznosti nefinančnih družb so konec leta 2009 znašale 87,5 mrd EUR. V opazovanem obdobju so se povečale za 30,9 mrd EUR oz. 55%, najbolj v letu 2007 (za 23% oz. 16,6 mrd EUR). Konec leta 2009 so imele nefinančne družbe 30% obveznosti do nefinančnih družb, 25% do bank, 18% do tujine in 12% do gospodinjstev.

Obveznosti iz **delnic in drugega lastniškega kapitala** so konec leta 2009 znašale 36,4 mrd EUR oz. 42% vseh obveznosti. V opazovanem obdobju so se povečale za 21% oz. 6,3 mrd EUR, najbolj v letu 2007 (za 7,8 mrd EUR), v letu 2008 pa so se zmanjšale (za 7,6 mrd EUR). V obeh letih so imele največji vpliv spremembe vrednosti tržnih delnic (povečanje za 6,9 mrd EUR v letu 2007 in padec vrednosti za 11,3 mrd EUR v letu 2008). V letu 2009 pa je prišlo le do minimalnega povečanja obveznosti iz kapitala (za 0,7 mrd EUR). Obveznosti delniških družb so znašale 45%, obveznosti iz drugih oblik kapitala pa 55%. Največji lastniki nefinančnih družb so bili nefinančne družbe (37%), gospodinjstva (23%), tujina (17%), država (16%) in drugi finančni posredniki (3%).

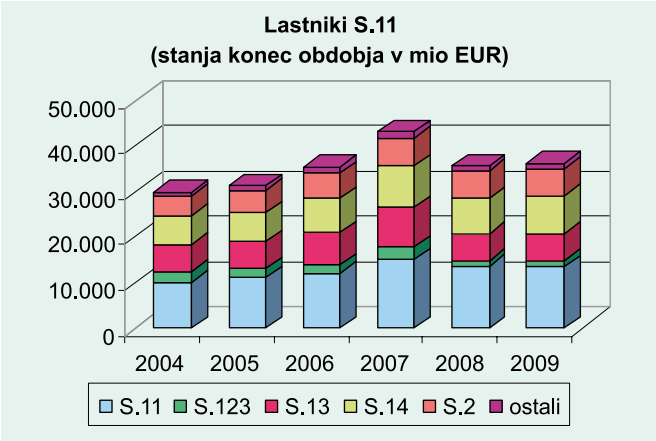

Posojila so konec leta 2009 znašala 33,7 mrd EUR (38% obveznosti) in so se v opazovanem obdobju povečala za 116% oz. 18 mrd EUR, največ v letih 2007 (za 6,5 mrd EUR) in 2008 (za 5,9 mrd EUR). Nefinančne družbe so se v letu 2009 zadolževale največ znotraj lastnega sektorja (0,5 mrd EUR), pri bankah (0,2 mrd EUR) in drugih finančnih posrednikih (0,2 mrd EUR), razdolževale pa v tujini (-0,4 mrd EUR). Nefinančne družbe so imele konec leta 2009 posojila najeta pri bankah (62%), v tujini (14%), pri nefinančnih družbah (11%) in pri drugih finančnih posrednikih (9%).

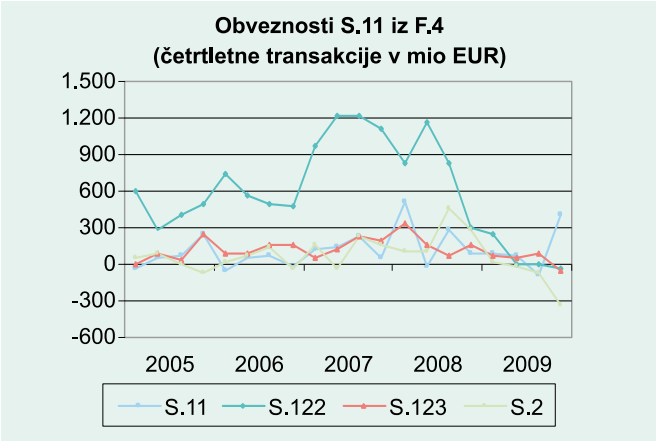

Druge obveznosti so konec leta 2009 znašale 16,5 mrd EUR (19% obveznosti) in so se v opazovanem obdobju povečale za 57% oz. 6 mrd EUR, najbolj v letu 2007 (za 2,3 mrd EUR). Večino drugih obveznosti so v letu 2009 predstavljale obveznosti iz trgovinskih kreditov in predujmov (76%), od tega 59% znotraj lastnega sektorja ter 32% do tujine. V letu 2009 so se druge obveznosti prvič zmanjšale (za 0,8 mrd EUR).

Medsebojne terjatve in obveznosti nefinančnih družb so konec leta 2009 dosegle 25,9 mrd EUR, kar je predstavljalo 57% finančnih sredstev oz. 30% obveznosti nefinančnih družb.

V **evroobmočju** so imele nefinančne družbe konec leta 2009 največ obveznosti iz delnic in drugega lastniškega kapitala (49%), posojil (33%) in drugih obveznosti (13%). V primerjavi z evroobmočjem je bilo v obveznostih nefinančnih družb v Sloveniji opaziti večje deleže drugih obveznosti in posojil, na račun manjšega deleža delnic in drugega lastniškega kapitala.

Nefinančne družbe izkazujejo **primanjkljaj finančnih sredstev glede na obveznosti**, saj je precejšen delež njihovega premoženja v obliki nefinančnih sredstev. Primanjkljaj se je v preučevanem obdobju povečal iz 26,8 mrd EUR na 41,7 mrd EUR, kot posledica transakcij (-11,5 mrd EUR) in vrednostnih sprememb (-3,5 mrd EUR). V letu 2008 se je neto pozicija nefinančnih družb izboljšala za 1,4 mrd EUR, navkljub neto zadolževanju (-3,7 mrd EUR), kar je posledica neto vrednostnih sprememb v delnicah in drugem lastniškem kapitalu (5,8 mrd EUR).

Neto finančni položaj nefinančnih družb v Sloveniji se je iz -99% BDP konec leta 2004 poslabšal na -118% BDP konec leta 2009. V istem obdobju se je neto finančni položaj nefinančnih družb v evroobmočju poslabšal iz -89% BDP na -98% BDP. Razlog za slabši neto finančni položaj nefinančnih družb v Sloveniji v primerjavi z evroobmočjem je bil, ob podobni zadolženosti in nižjih obveznostih iz kapitala, predvsem v nižjih finančnih sredstvih.

Konec leta 2009 je finančni vzvod, izračunan kot razmerje med dolgom in lastniškim kapitalom, v Sloveniji dosegel 140% (povečanje za 52 odstotnih točk v preučevanem obdobju), na območju evra pa 102% (+9 o.t.). Dolg nefinančnih družb (obveznosti zmanjšane za lastniški kapital) v BDP je v Sloveniji predstavljal 144% (+47 o.t.), v evroobmočju pa 139% (+24 o.t.). Dolg v primerjavi s finančnimi sredstvi nefinančnih družb je v Sloveniji znašal 112% (+23 o.t.), v evroobmočju pa 78% (+2 o.t.). Podatki kažejo, da se je finančni položaj nefinančnih družb v Sloveniji v preučevanem obdobju močno poslabšal kot posledica pospešenega zadolževanja in da je bila njihova zadolženost konec obdobja že višja kot v evroobmočju.

2) V analizi so za evroobmočje uporabljeni podatki finančnih računov evroobmočja, ki jih pripravlja ECB.

S.121 Centralna banka

v mio EUR	Oznaka	2004	2005	2006	2007	2008	2009
I. FINANČNA SREDSTVA		6.834	7.160	5.681	8.388	9.282	9.958
Gotovina in vloge	F.2	838	1.374	1.010	4.187	4.882	5.122
Vrednostni papirji razen delnic	F.3	5.791	5.571	4.446	3.910	4.139	4.364
II. OBVEZNOSTI		6.481	6.811	5.328	8.023	8.894	9.315
Gotovina in vloge	F.2	2.728	2.552	2.897	7.325	8.233	8.497
Vrednostni papirji razen delnic	F.3	3.202	3.543	1.815	0	14	7
Delnice in drug lastniški kapital	F.5	453	602	501	472	513	683
III. NETO FINANČNA SREDSTVA		353	349	353	365	388	643

Centralna banka je imela konec leta 2009 v finančnih računih Slovenije 4% vseh finančnih sredstev in 4% vseh obveznosti. Finančna sredstva centralne banke so predstavljala 28% BDP, obveznosti pa 26% BDP.

Finančna sredstva centralne banke so konec leta 2009 znašala 10 mrd EUR in so se glede na konec leta 2008 povečala za 7% oz 0,7 mrd EUR. V opazovanem obdobju so se povečala za 46% oz. 3,1 mrd EUR.

Centralna banka ima finančna sredstva naložena v dolžniške vrednostne papirje in vloge. V strukturi finančnih sredstev se je od konca leta 2004 do konca leta 2009 delež dolžniških vrednostnih papirjev zmanjševal (iz 85% na 44%) na račun povečevanja deleža vlog (iz 12% na 51%).

Konec leta 2009 so terjatve iz **gotovine in vlog** znašale 5,1 mrd in so se glede na leto 2008 povečale za 5%, v opazovanem obdobju pa za 511% oz. 4,3 mrd EUR[3]. Od zadnjega četrtletja 2008 so se povečale vloge v bankah za 1,9 mrd EUR (posledica povečanih potreb po zagotavljanju likvidnosti bančnega sistema). Vloge so bile razdeljene 59% do tujine (92% v EMU) in 41% do bank.

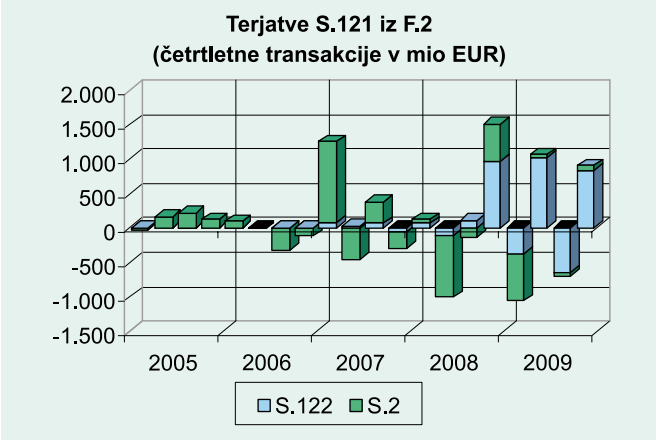

Naložbe centralne banke v **dolžniške vrednostne papirje** so konec leta 2009 znašale 4,4 mrd EUR in so se v letu 2009 povečale za 5% oz. 0,2 mrd EUR, v opazovanem obdobju pa zmanjšale za 25%. Naložbe v vrednostne papirje so vrh dosegle konec prvega četrtletja 2005 (5,8 mrd EUR). Konec leta 2009 je bilo 95% naložb v tuje dolžniške vrednostne papirje (73% v EMU).

Obveznosti centralne banke so konec leta 2009 znašale 9,3 mrd EUR in so se glede na konec leta 2008 povečale za 5% oz. 0,4 mrd EUR. V opazovanem obdobju so se povečale za 44% oz. 2,8 mrd EUR.

Konec leta 2009 je imela centralna banka 91% oz. 8,5 mrd EUR obveznosti iz naslova **gotovine in vlog**, od tega 41% iz izdane gotovine in 59% iz vlog. Obveznosti iz gotovine in vlog so se v letu 2009 povečale za 3% oz. 0,3 mrd EUR, v celotnem obdobju pa za 211% oz. 5,8 mrd EUR.

Centralna banka je do konca leta 2006 izdajala tolarske bankovce. Po uvedbi evra je bila zamenjana večina tolarske gotovine za evre. Obveznost iz gotovine po kapitalskem ključu je konec leta 2009 dosegla 3,5 mrd EUR, gotovine dane v obtok pa je bilo 1 mrd EUR.

Konec leta 2009 je centralna banka izkazovala 5 mrd EUR obveznosti iz vlog, od tega 67% do tujine (3,3 mrd EUR iz naslova obveznosti centralne banke do Evrosistema, ki so nastale po prevzemu evra), 25% do bank in 8% do države.

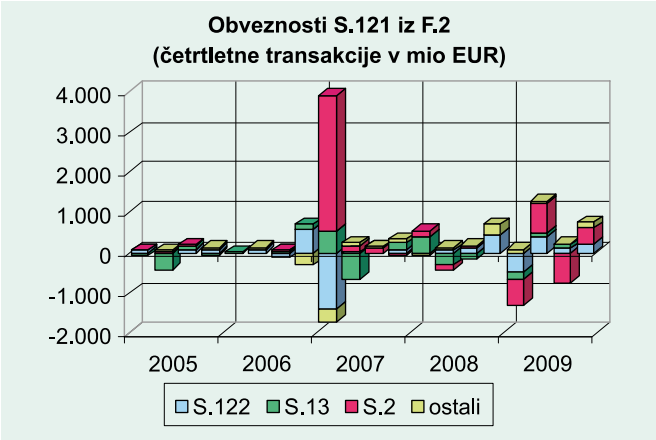

Centralna banka je zaradi sterilizacije deviznih prilivov izdajala **blagajniške zapise**, ki so jih vpisovale banke, po vstopu Slovenije v evroobmočje pa jih je prenehala izdajati.

3) Z revizijo podatkov oktobra 2010 je bila po navodilu ECB spremenjena metodologija pri izkazovanju evro gotovine, in sicer se (od vključitve v Evrosistem leta 2007) na strani obveznosti namesto dejansko izdane gotovine izkazuje gotovina izračunana na osnovi mehanizma kapitalskega ključa, prilagoditev pa je razvidna tudi na strani finančnih sredstev v okviru drugih vlog.

S.122 Druge denarne finančne institucije

v mio EUR	Oznaka	2004	2005	2006	2007	2008	2009
I. FINANČNA SREDSTVA		24.417	29.972	34.620	43.381	48.711	53.063
Gotovina in vloge	F.2	2.852	3.487	4.104	4.131	4.015	4.884
Vrednostni papirji razen delnic	F.3	6.570	7.930	7.259	7.011	6.732	8.091
Posojila	F.4	13.537	16.890	21.352	30.192	36.179	37.914
Delnice in drug lastniški kapital	F.5	976	1.175	1.579	1.781	1.574	1.868
II. OBVEZNOSTI		23.531	28.808	33.409	42.349	47.284	51.534
Gotovina in vloge	F.2	16.096	18.777	21.154	25.630	28.468	30.903
Vrednostni papirji razen delnic	F.3	1.437	1.604	1.667	1.788	2.113	4.253
Posojila	F.4	3.504	5.833	7.520	10.651	12.468	11.714
Delnice in drug lastniški kapital	F.5	2.270	2.360	2.714	3.911	3.906	4.336
III. NETO FINANČNA SREDSTVA		886	1.164	1.211	1.032	1.427	1.529

Banke so imele konec leta 2009 v finančnih računih Slovenije 23% vseh finančnih sredstev in 22% vseh obveznosti. Finančna sredstva bank so predstavljala 150% BDP, obveznosti pa 146% BDP.

Sektor drugih denarnih finančnih institucij sestavljajo banke, hranilnice in skladi denarnega trga. Konec leta 2009 je bilo v Sloveniji 22 bank, tri hranilnice in dva sklada denarnega trga.

Konec leta 2009 so **finančna sredstva** bank znašala 53,1 mrd EUR in so se glede na konec leta 2008 povečala za 9% oz. 4,4 mrd EUR, v celotnem obdobju pa za 117% oz. 28,6 mrd EUR. Največ naložb bank je bilo konec leta 2009 v danih posojilih (71%), sledile so naložbe v dolžniške vrednostne papirje (15%) ter v gotovino in vloge (9%).

Konec leta 2009 so **posojila** bank dosegla 37,9 mrd EUR in so se v opazovanem obdobju povečala za 180% oz. 24,4 mrd EUR. Banke so zaradi gospodarske in finančne krize v drugi polovici 2008 zmanjševale posojilno aktivnost in tako so se v letu 2009 dana posojila povečala le za 1,7 mrd EUR (0,8 mrd EUR v okviru lastnega sektorja, 0,6 mrd EUR gospodinjstvom in 0,2 mrd EUR nefinančnim družbam). Konec leta 2009 so imele največ najetih posojil pri bankah nefinančne družbe (55%) in gospodinjstva (22%).

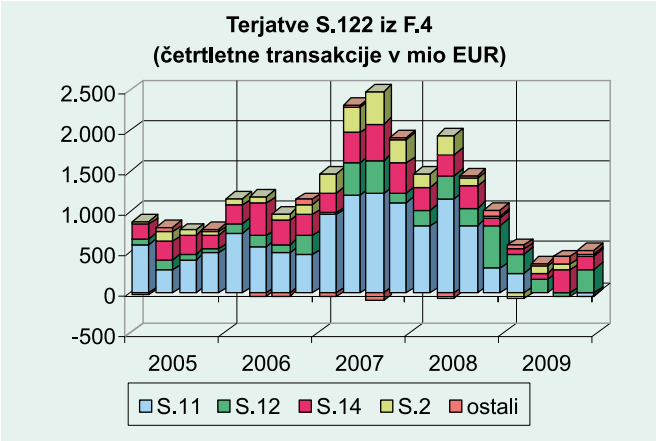

Konec leta 2009 so imele banke 8,1 mrd EUR naložb v **dolžniške vrednostne papirje**, največ v tuje (42%, 6% konec leta 2004) in državne (40%). Naložbe v dolžniške vrednostne papirje so se v letu 2009 povečale za 20% oz. 1,4 mrd EUR, v celotnem obdobju pa za 23%. Povečanje v 2009 je posledica povečanja naložb v državne (za 1,3 mrd EUR) in bančne (za 0,4 mrd EUR) dolžniške vrednostne papirje, medtem ko so se naložbe v tuje dolžniške vrednostne papirje zmanjšale (za 0,3 mrd EUR). Še konec leta 2006 so banke imele 1,8 mrd EUR terjatev iz naslova blagajniških zapisov centralne banke, z uvedbo evra leta 2007 pa so jih nadomestile naložbe v tuje dolžniške vrednostne papirje.

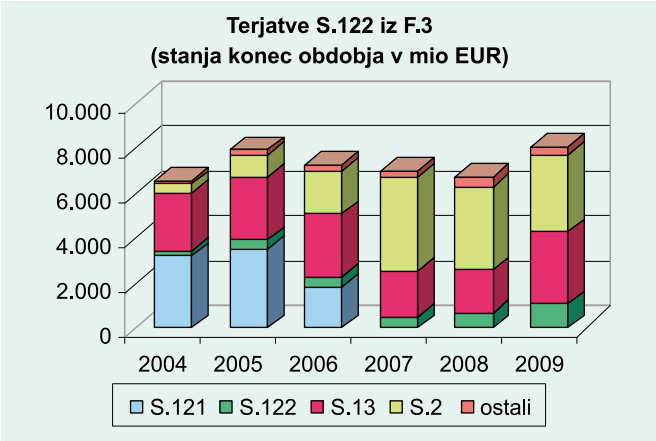

Banke so konec leta 2009 imele 4,9 mrd EUR **gotovine in vlog**, od tega 59% v tujini (43% konec leta 2004), 30% pri centralni banki (43% konec leta 2004) in 10% pri domačih bankah (14% konec leta 2004). Gotovina in vloge so se v letu 2009 povečale za 22% oz. 0,9 mrd EUR, v celotnem obdobju pa za 71% oz. 2 mrd EUR. V letu 2009 so se povečale vloge v tujini za 0,5 mrd EUR (v letu 2008 so se zmanjšale za 0,6 mrd EUR), pri centralni banki in pri domačih bankah.

Banke so imele konec leta 2009 51,5 mrd EUR **obveznosti** in so se glede na konec leta 2008 povečale za 9% oz. 4,3 mrd EUR, v celotnem obdobju pa za 119% oz. 28 mrd EUR. Najpomembnejši vir sredstev so konec leta 2009 predstavljale prejete vloge (60%), sledila so najeta posojila (23%), kapital (8%) in izdani dolžniški vrednostni papirji (8%).

Konec leta 2009 je bilo stanje **vlog** pri bankah 30,9 mrd EUR in se je v letu 2009 povečalo za 9% oz. 2,4 mrd EUR, v celotnem obdobju pa za 92% oz. 14,8 mrd EUR. Največ vlog pri bankah so konec leta 2009 imela gospodinjstva (45%, 61% konec leta 2004), tujina (17%, 9% konec leta 2004) in nefinančne družbe (12%, 16% konec leta 2004). V letu 2009 so se najbolj povečale vloge države (za 2,1 mrd EUR), vloge centralne banke (za 0,9 mrd EUR; povečano zagotavljanje likvidnosti bančnega sistema) in vloge gospodinjstev (za 0,6 mrd EUR), medtem ko so se vloge tujine zmanjšale (za 1,4 mrd EUR).

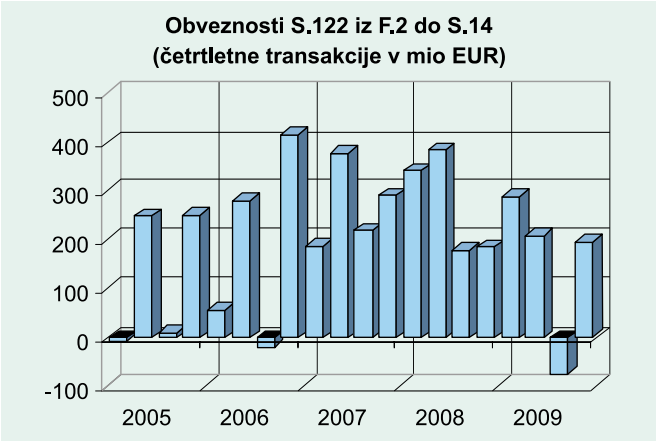

Obveznosti bank iz naslova najetih **posojil** so konec leta 2009 dosegle 11,7 mrd EUR in so se v letu 2009 zmanjšale za 6% oz. 0,8 mrd EUR, v celotnem obdobju pa povečale za 234% oz. 8,2 mrd EUR. Banke so konec leta 2009 imela največ posojil najetih v tujini (79%, 90% konec leta 2004), ki so se v letu 2009 močno zmanjšala (za 1,6 mrd EUR). Od zadnjega četrtletja 2008 pa se je povečal tudi delež zadolževanja v okviru lastnega sektorja (21% konec leta 2009, 13% konec leta 2008).

Tujina predstavlja najpomembnejši vir financiranja bank, predvsem preko vlog in posojil. V letu 2008 je financiranje iz tujine doseglo le še 32% financiranja v letu 2007. Ker je zadolževanje v tujini postalo za banke omejeno in dražje, so od sredine leta 2008 do konca leta 2009 zmanjšale zadolžitev preko vlog in posojil iz tujine za 4 mrd EUR in ga nadomeščale z zadolževanjem na podlagi zastave finančnega premoženja v okviru Evrosistema (2 mrd EUR), z vlogami države (2,1 mrd EUR) in z izdajami obveznic z državnim jamstvom v tujini (2,1 mrd EUR).

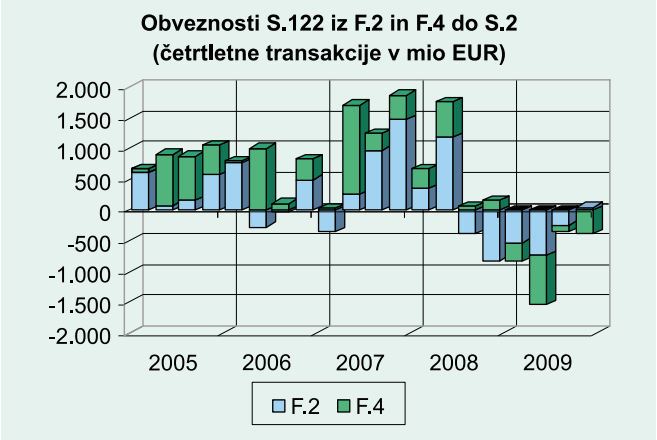

Banke so imele konec leta 2009 za 4,3 mrd EUR **delnic in drugega lastniškega kapitala** in so se v letu 2009 povečale za 11%, v opazovanem obdobju pa za 91% oz 2,1 mrd EUR. V letu 2009 so se obveznosti iz delnic povečale za 0,4 mrd EUR (0,2 mrd EUR iz naslova prevrednotenja, največ v prvem četrtletju). Največji lastnik bank je bila konec leta 2009 tujina s 35% (28% konec leta 2004), sledile so država s 27% (32% konec leta 2004) in nefinančne družbe z 20%.

Obveznosti iz izdanih **dolžniških vrednostnih papirjev** so konec leta 2009 dosegle 4,3 mrd EUR in so se v letu 2009 povečale za 101% oz. 2,1 mrd EUR, v celotnem obdobju pa za 196% oz. 2,8 mrd EUR. Povečanje dolgoročnih dolžniških vrednostnih papirjev za 2,3 mrd EUR je posledica novih izdanih evroobveznic, od katerih so jih 1,7 mrd EUR kupili tujci. Največji investitorji v dolžniške vrednostne papirje so bili konec leta 2009 tujina (53%, 16% konec leta 2004), banke (25%, 18% konec leta 2004) in zavarovalnice in pokojninski skladi (12%, 22% konec leta 2004).

Presežek finančnih sredstev nad obveznostmi bank je konec leta 2009 dosegel 1,5 mrd EUR. Banke so imele največji presežek v odnosu z nefinančnimi družbami (17,3 mrd EUR), največji primanjkljaj pa s tujino (8,2 mrd EUR) in s sektorjem gospodinjstva (5,8 mrd EUR).

Konec leta 2009 so imele banke med seboj 4,2 mrd EUR finančnih terjatev oz. obveznosti, kar je predstavljalo 8% vseh finančnih sredstev oz. obveznosti bank.

Ker v finančnih računih evroobmočja podatki za centralne banke in druge denarne finančne institucije niso ločeni, je narejena primerjava Slovenije z evroobmočjem na nivoju **denarnih finančnih institucij (S.121 in S.122).**

Denarne finančne institucije v Sloveniji so imele konec leta 2009 63 mrd EUR finančnih sredstev in 60,8 mrd EUR obveznosti, kar je predstavljalo 27% vseh finančnih sredstev in 26% vseh obveznosti v finančnih računih Slovenije. V evroobmočju je bil delež denarnih finančnih institucij v finančnih sredstvih 31%, delež v obveznostih pa 30%.

Finančna sredstva denarnih finančnih institucij v Sloveniji so predstavljala 178% BDP (v evroobmočju 361%), obveznosti pa 172% BDP (v evroobmočju 352%), kar kaže na manjšo globino finančnega posredništva v Sloveniji.

V Sloveniji je bil delež finančnih sredstev denarnih finančnih institucij v finančnih sredstvih vseh finančnih družb 79%, na območju evra pa je bil ta delež 62%, kar kaže na relativno večji pomen denarnih finančnih institucij v Sloveniji.

Denarne finančne institucije v Sloveniji so imele največ naložb v posojilih (60%), dolžniških vrednostnih papirjih (20%) ter gotovini in vlogah (16%), največ obveznosti pa iz gotovine in vlog (65%), posojil (19%), delnic in drugega lastniškega kapitala (8%) ter dolžniških vrednostnih papirjev (7%). V evroobmočju so imele denarne finančne institucije največ finančnih sredstev v posojilih (39%), gotovini in vlogah (29%), dolžniških vrednostnih papirjih (21%) ter delnicah in drugem lastniškem kapitalu (6%), največ obveznosti pa iz gotovine in vlog (70%)[4], dolžniških vrednostnih papirjev (17%) ter delnic in drugega lastniškega kapitala (9%).

Primerjava z evroobmočjem kaže, da so imele denarne finančne institucije v Sloveniji na strani terjatev večji delež posojil in manjši delež vlog, na strani obveznosti pa večji delež posojil, na račun dolžniških vrednostnih papirjev ter gotovine in vlog.

4) V finančnih računih evroobmočja so obveznosti denarnih finančnih institucij iz posojil prikazane med vlogami.

S.123 + S.124 Drugi finančni posredniki in izvajalci pomožnih finančnih dejavnosti

v mio EUR	Oznaka	2004	2005	2006	2007	2008	2009
I. FINANČNA SREDSTVA		6.180	7.127	8.968	11.883	9.702	9.549
Gotovina in vloge	F.2	571	494	576	723	409	392
Vrednostni papirji razen delnic	F.3	435	472	430	371	285	256
Posojila	F.4	1.765	2.883	3.676	4.277	5.223	5.173
Delnice in drug lastniški kapital	F.5	3.094	2.926	3.690	5.711	3.191	3.111
II. OBVEZNOSTI		5.592	6.961	9.200	11.776	10.575	10.244
Posojila	F.4	2.667	3.763	4.874	5.659	6.922	6.735
Delnice in drug lastniški kapital	F.5	2.679	2.827	3.874	5.704	3.312	3.183
III. NETO FINANČNA SREDSTVA		588	166	-231	106	-873	-695

Konec leta 2009 so imeli drugi finančni posredniki v finančnih računih Slovenije 4% vseh finančnih sredstev in 4% vseh obveznosti. Njihova finančna sredstva so predstavljala 27% BDP, obveznosti pa 29% BDP.

V finančnih računih evroobmočja so imeli konec leta 2009 drugi finančni posredniki 12% vseh finančnih sredstev in 12% vseh obveznosti. Njihova finančna sredstva so predstavljala 145% BDP, obveznosti pa 144% BDP evroobmočja.

V Sloveniji je konec leta 2009 znašal delež finančnih sredstev drugih finančnih posrednikov v finančnih sredstvih vseh finančnih družb 12%, v evroobmočju pa 25%.

Sektor drugih finančnih posrednikov[5] sestavljajo predvsem investicijski skladi, lizing podjetja in borznoposredniške družbe. Konec leta 2009 je bilo v Sloveniji 128 vzajemnih skladov, 4 investicijske družbe in 11 borznoposredniških družb.

Finančna sredstva drugih finančnih posrednikov so konec leta 2009 znašala 9,5 mrd EUR. V letu 2009 so se zmanjšala za 0,2 mrd EUR oz. 2%, v celotnem obdobju pa so se povečala za 3,4 mrd EUR oz. 55%. Konec leta 2009 so imeli največ terjatev do nefinančnih družb (51%), tujine (21%) in gospodinjstev (15%).

Dana **posojila** drugih finančnih posrednikov so konec leta 2009 dosegla 5,2 mrd EUR in so ostala na ravni iz konca leta 2008. V preučevanem obdobju so se povečala za 3,4 mrd EUR oz. 193%, pri tem se je delež posojil v finančnih sredstvih drugih finančnih posrednikov povečal iz 29% na 54%. Največji del posojil so konec leta 2009 predstavljala posojila nefinančnim družbam (61%, 56% konec leta 2004), gospodinjstvom (24%, 30% konec leta 2004) in tujini (11%, 3% konec leta 2004), pri čemer gre predvsem za posojila lizinških podjetij. Posojila so se najbolj povečala v letih 2007 (za 1,2 mrd EUR) in 2008 (za 1 mrd EUR), pri čemer je bilo v drugem polletju 2008 že opaziti umirjanje posojilne aktivnosti, ki se je močno stopnjevalo v letu 2009 (povečanje za 0,1 mrd EUR).

Terjatve S.123 + S.124 iz F.4
(četrtletne transakcije v mio EUR)

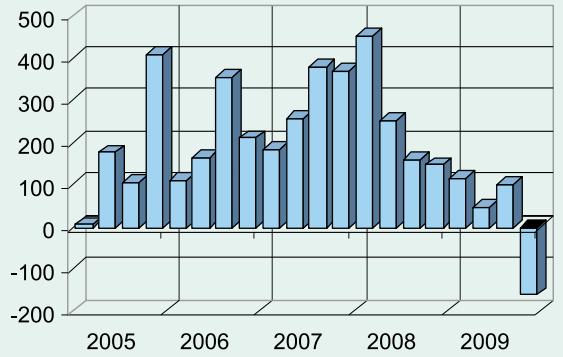

Naložbe v **delnice in drug lastniški kapital** so konec leta 2009 dosegle 3,1 mrd EUR, kar je na ravni iz konca leta 2008. Delež naložb v delnice in drug lastniški kapital se je v preučevanem obdobju zmanjšal iz 50% na 33%, pri čemer se je zmanjšal delež naložb v nefinančnih družbah (iz 79% na 43%), povečal pa v tujini (iz 10% na 40%). V veliki meri je šlo za naložbe investicijskih skladov, ki so bile močno odvisne od gibanj na finančnih trgih. Naložbe drugih finančnih posrednikov so se najbolj povečale v letu 2007, in sicer za 2 mrd EUR (0,5 mrd EUR neto nakupov in 1,5 mrd EUR pozitivnih vrednostnih sprememb), v letu 2008 pa so se zmanjšale za 2,5 mrd EUR (od tega 2,7 mrd EUR negativne vrednostne spremembe).

Naložbe drugih finančnih posrednikov v **vloge in dolžniške vrednostne papirje** so konec leta 2009 predstavljale skupaj le 7% vseh finančnih sredstev, saj v Sloveniji v strukturi vrste investicijskih skladov prevladujejo delniški skladi.

V **evroobmočju** so imeli drugi finančni posredniki največ finančnih sredstev v obliki delnic in drugega lastniškega kapitala (40%), posojil (25%), dolžniških vrednostnih papirjev (19%) ter gotovine in vlog (15%). V primerjavi z evroobmočjem so imeli drugi finančni posredniki v Sloveniji v finančnih sredstvih večji delež posojil in manjše deleže dolžniških vrednostnih papirjev, gotovine in vlog ter delnic in drugega lastniškega kapitala.

Obveznosti drugih finančnih posrednikov so konec leta 2009 znašale 10,2 mrd EUR. Glede na leto 2008 so se zmanjšale za 0,3 mrd EUR oz. 3%, v celotnem obdobju pa so se povečale za 4,7 mrd EUR oz. 83%. Konec leta 2009 so imeli 43% obveznosti do tujine, 25% do bank in 14% do gospodinjstev.

5) V tem poglavju je uporabljen izraz drugi finančni posredniki za S.123 + S.124.

Konec leta 2009 so najeta **posojila** dosegla 6,7 mrd EUR. V letu 2009 so se zmanjšala za 0,2 mrd EUR oz. 3%, v celotnem obdobju pa so se povečala za 4,1 mrd EUR oz. 153%. Delež najetih posojil v obveznostih drugih finančnih posrednikov se je v preučevanem obdobju povečal iz 48% na 66%. Posojila so bila konec leta 2009 najeta pretežno v tujini (60%, 74% konec leta 2004) in pri domačih bankah (35%, 17% konec leta 2004), pri čemer je šlo v veliki meri za najeta posojila lizinških podjetij. Zadolževanje se je najbolj povečalo v letih 2007 (za 1,5 mrd EUR) in 2008 (za 1,3 mrd EUR), pri čemer je bilo v drugem polletju 2008 že opaziti upočasnitev zadolževanja, ki se je močno stopnjevala v letu 2009 (zmanjšanje za 0,1 mrd EUR).

Drugi finančni posredniki so imeli konec leta 2009 3,2 mrd EUR oz. 31% obveznosti iz **delnic in drugega lastniškega kapitala**, od tega 42% do gospodinjstev (54% konec leta 2004), 16% do zavarovalnic in pokojninskih skladov (6% konec leta 2004), 14% do nefinančnih družb (18% konec leta 2004), 12% do tujine (6% konec leta 2004) in 8% do drugih finančnih posrednikov.

Najpomembnejša postavka v lastniškem kapitalu so bile delnice/enote investicijskih skladov (65% konec leta 2009), ki so se povečale iz 1,9 mrd EUR konec leta 2004 na 2,1 mrd EUR konec leta 2009 kot posledica neto prilivov v vzajemne sklade (0,4 mrd EUR) in negativnih donosov (0,2 mrd EUR). Največji porast je bil v letu 2007 za 1,3 mrd EUR, od tega 0,5 mrd EUR iz neto prilivov, največje zmanjšanje pa v letu 2008 za 2,2 mrd EUR, pri čemer so neto izplačila znašala 0,3 mrd EUR. V letu 2009 se je vrednost investicijskih skladov povečala za 0,4 mrd EUR, predvsem zaradi pozitivnih vrednostnih sprememb, saj so neto prilivi znašali le 22 mio EUR. Največ obveznosti iz delnic/enot investicijskih skladov so imeli konec leta 2009 do gospodinjstev (56%, 65% konec leta 2004), zavarovalnic in pokojninskih skladov (23%, 6% konec leta 2004) ter nefinančnih družb (9%, 15% konec leta 2004).

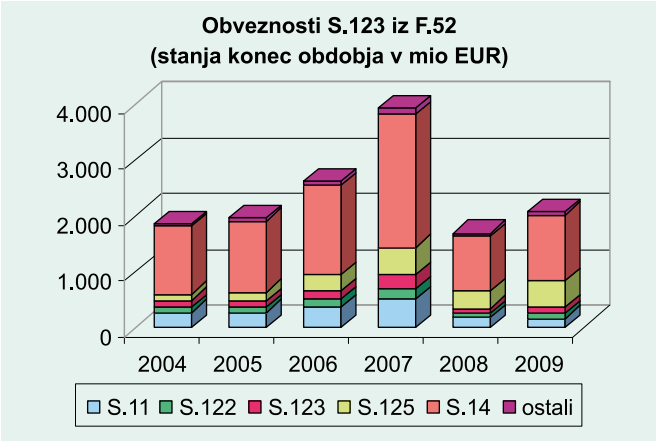

V **evroobmočju** so imeli drugi finančni posredniki največ obveznosti iz delnic in drugega lastniškega kapitala (55%), posojil (22%) in dolžniških vrednostnih papirjev (21%). V primerjavi z evroobmočjem so imeli drugi finančni posredniki v Sloveniji v obveznostih večji delež posojil in manjše deleže delnic in drugega lastniškega kapitala ter dolžniških vrednostnih papirjev.

Primanjkljaj finančnih sredstev nad obveznostmi drugih finančnih posrednikov je konec leta 2009 znašal 0,7 mrd EUR. Največji primanjkljaj so imeli v odnosu s tujino (2,5 mrd EUR) in z bankami (2 mrd EUR), največji presežek pa z nefinančnimi družbami (4 mrd EUR).

Konec leta 2009 so imeli drugi finančni posredniki med seboj 0,3 mrd EUR finančnih terjatev oz. obveznosti, kar je predstavljajo 4% finančnih sredstev in 3% obveznosti drugih finančnih posrednikov.

S.125 Zavarovalnice in pokojninski skladi

v mio EUR	Oznaka	2004	2005	2006	2007	2008	2009
I. FINANČNA SREDSTVA		3.761	3.898	4.858	5.951	5.861	6.703
Gotovina in vloge	F.2	425	387	412	529	701	739
Vrednostni papirji razen delnic	F.3	1.913	2.374	2.816	3.140	3.260	3.701
Delnice in drug lastniški kapital	F.5	619	743	1.208	1.824	1.345	1.634
Zavarovalno tehnične rezervacije	F.6	172	170	191	162	217	218
II. OBVEZNOSTI		3.996	4.033	5.098	6.028	5.925	6.974
Delnice in drug lastniški kapital	F.5	1.010	1.048	1.591	2.043	1.604	2.087
Zavarovalno tehnične rezervacije	F.6	2.391	2.805	3.333	3.726	3.997	4.605
III. NETO FINANČNA SREDSTVA		-236	-135	-240	-77	-64	-271

Finančna sredstva (in obveznosti) zavarovalnic in pokojninskih skladov v Sloveniji so konec leta 2009 predstavljala 3%, v evroobmočju pa 6% vseh finančnih sredstev (in obveznosti) v finančnih računih. Finančna sredstva zavarovalnic in pokojninskih skladov so v Sloveniji dosegla 19% BDP, v evroobmočju pa 72% BDP. V Sloveniji je bil delež zavarovalnic in pokojninskih skladov v finančnih sredstvih vseh finančnih družb 8%, v evroobmočju pa 12%.

Konec leta 2009 je bilo v Sloveniji 15 zavarovalnic, dve pozavarovalnici, 3 pokojninske družbe in 7 vzajemnih pokojninskih skladov. Za slovenski zavarovalniški trg je značilna visoka koncentracija, saj je tržni delež največje zavarovalnice po kriteriju zbrane bruto premije konec leta 2009 znašal 38%, tržni delež največjih treh pa 65%. Izvajalci prostovoljnega dodatnega pokojninskega zavarovanja so pokojninske družbe, vzajemni pokojninski skladi in zavarovalnice, ki imajo dovoljenje za opravljanje poslov življenjskega zavarovanja.

Finančna sredstva zavarovalnic in pokojninskih skladov so konec leta 2009 znašala 6,7 mrd EUR in so se v letu 2009 povečala za 0,8 mrd EUR oz. 14%, v celotnem obdobju pa za 2,9 mrd EUR oz. 78%. Konec leta 2009 so imeli 35% terjatev do domačih finančnih družb, 32% terjatev do tujine in 23% terjatev do države.

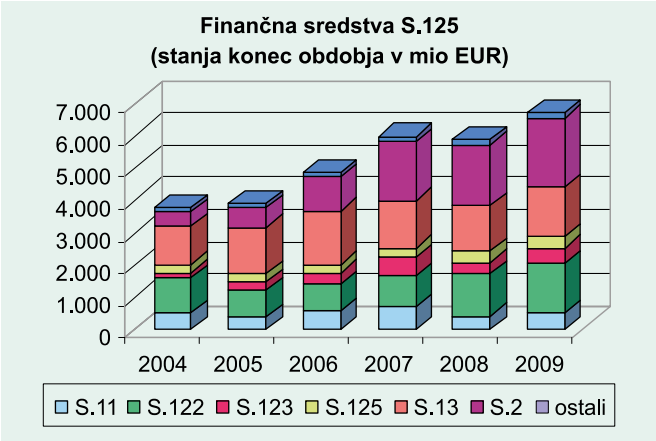

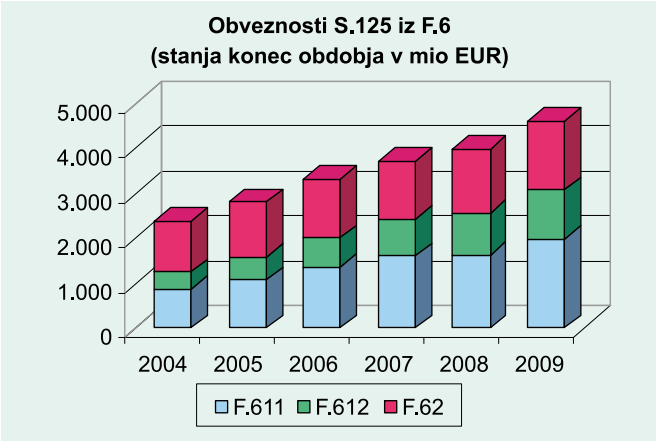

Zavarovalnice in pokojninski skladi imajo konzervativno naložbeno politiko. Konec leta 2009 je bilo 3,7 mrd EUR oz. 55% vseh naložb zavarovalnic in pokojninskih skladov v **dolžniške vrednostne papirje**, največ v tuje (41%, 18% konec leta 2004), državne (40%, 62% konec leta 2004) in bančne dolžniške vrednostne papirje (14%). V letu 2009 so se naložbe povečale za 0,4 mrd EUR, v celotnem obdobju pa za 1,8 mrd EUR.

Konec leta 2009 so imele zavarovalnice in pokojninski skladi 1,6 mrd EUR naložb v **delnice in drug lastniški kapital**. Naložbe so se v opazovanem obdobju povečale za 1 mrd EUR, in sicer zaradi neto nakupov. Delež se je povečeval iz 16% konec leta 2004 na 31% konec leta 2007, do konca leta 2008 pa je predvsem zaradi negativnih donosov upadel na 23% in je na tej ravni ostal tudi v letu 2009. Največ teh naložb je bilo konec leta 2009 v tuje delnice in drug lastniški kapital (35%, 10% konec leta 2004), sledile so naložbe v sektor drugih finančnih posrednikov (30%, 25% konec leta 2004) in nefinančnih družb (17%, 44% konec leta 2004).

V **evroobmočju** so imeli zavarovalnice in pokojninski skladi največ finančnih sredstev v obliki dolžniških vrednostnih papirjev (38%), delnic in drugega lastniškega kapitala (35%) ter gotovine in vlog (13%). V primerjavi z evroobmočjem so imeli zavarovalnice in pokojninski skladi v Sloveniji v finančnih sredstvih večji delež dolžniških vrednostnih papirjev, na račun manjšega deleža delnic in drugega lastniškega kapitala.

Zavarovalnice in pokojninski skladi so imeli konec leta 2009 7 mrd EUR **obveznosti**. Glede na konec leta 2008 so se povečale za 1 mrd EUR oz. 18%, v celotnem obdobju pa za 3 mrd EUR oz. 75%. Konec leta 2009 so imeli največ obveznosti do gospodinjstev (70%) in nefinančnih družb (10%).

Največji delež obveznosti zavarovalnic in pokojninskih skladov predstavljajo **zavarovalno tehnične rezervacije**. V preučevanem obdobju so se povečale za 2,2 mrd EUR oz. 93% in so konec leta 2009 dosegle 4,6 mrd EUR oz. 66% obveznosti, od tega 83% do gospodinjstev in 10% do nefinančnih družb. V strukturi zavarovalno tehničnih rezervacij so konec leta 2009 predstavljale rezervacije iz življenjskega zavarovanja 43% (37% konec leta 2004), iz pokojninskega zavarovanja 24% (16% konec leta 2004) in druge tehnične rezervacije 33% (47% konec leta 2004).

Obveznosti iz **delnic in drugega lastniškega kapitala** so konec leta 2009 znašale 2,1 mrd EUR. V letu 2009 so se povečale za 0,5 mrd EUR (60% zaradi višjega vrednotenja), v celotnem obdobju pa za 1,1 mrd EUR oz. 107%.

Med temi obveznostmi so konec leta 2009 znašale 0,9 mrd EUR obveznosti vzajemnih pokojninskih skladov (vse do gospodinjstev). V letu 2009 so se povečale za 25% oz. 0,2 mrd EUR (predvsem iz naslova neto prilivov), v celotnem obdobju pa za 192%.

Največji lastnik zavarovalnic in pokojninskih družb je bila konec leta 2009 država (34%, 56% konec leta 2004), sledili so nefinančne družbe (18%, 12% konec leta 2004), tujina (13%, 8% konec leta 2004), zavarovalnice in pokojninski skladi (11%), gospodinjstva (10%) in banke (10%).

V **evroobmočju** so imeli zavarovalnice in pokojninski skladi največ obveznosti iz zavarovalno tehničnih rezervacij (85%) ter delnic in drugega lastniškega kapitala (8%). V primerjavi z evroobmočjem so imeli zavarovalnice in pokojninski skladi v Sloveniji med obveznostmi večji delež delnic in drugega lastniškega kapitala in manjši delež zavarovalno tehničnih rezervacij.

Sektor zavarovalnic in pokojninskih skladov je imel konec leta 2009 znotraj lastnega sektorja 0,4 mrd EUR finančnih terjatev oz. obveznosti, kar je predstavljalo 5% finančnih sredstev oz. obveznosti zavarovalnic in pokojninskih skladov.

Pomembno je opozoriti, da so ob koncu leta 2009 **finančna sredstva finančnih družb** (S.12) v Sloveniji (224% BDP) močno zaostajala za evroobmočjem (578% BDP), saj so dosegala le 39% primerljivega deleža v evroobmočju (denarne finančne institucije 49%, zavarovalnice in pokojninski skladi 26%, drugi finančni posredniki 19%), kar kaže na manjšo globino finančnega posredništva in finančnih trgov v Sloveniji.

S.13 Država

v mio EUR	Oznaka	2004	2005	2006	2007	2008	2009
I. FINANČNA SREDSTVA		14.902	15.473	17.262	22.433	17.319	21.081
Centralna država	S.1311	12.099	12.547	14.038	18.183	14.265	18.043
Lokalna država	S.1313	1.122	1.145	1.030	1.121	1.124	1.198
Skladi socialnega zavarovanja	S.1314	1.681	1.781	2.194	3.129	1.929	1.840
II. OBVEZNOSTI		12.272	13.021	14.179	16.340	15.194	21.065
Centralna država	S.1311	10.289	11.216	12.040	13.313	12.930	18.622
Lokalna država	S.1313	479	482	503	593	827	1.046
Skladi socialnega zavarovanja	S.1314	1.504	1.323	1.636	2.434	1.437	1.397
III. NETO FINANČNA SREDSTVA		2.630	2.452	3.083	6.093	2.125	16

Konec leta 2009 je imela država v finančnih računih Slovenije 9% vseh finančnih sredstev in 9% vseh obveznosti. Finančna sredstva kot tudi obveznosti države so predstavljala 60% BDP.

V finančnih računih evroobmočja je imela država 3% vseh finančnih sredstev in 8% vseh obveznosti. Finančna sredstva države so predstavljala 38% BDP, obveznosti pa 92% BDP evroobmočja.

Sektor države je sestavljen iz centralne države, lokalne države in skladov socialnega zavarovanja.

Konec leta 2009 je imela centralna država 86% vseh finančnih sredstev in 88% vseh obveznosti sektorja države, lokalna država 6% oz. 5%, skladi socialnega zavarovanja pa 9% oz. 7%.

v mio EUR	Oznaka	2004	2005	2006	2007	2008	2009
I. FINANČNA SREDSTVA		14.902	15.473	17.262	22.433	17.319	21.081
Gotovina in vloge	F.2	1.395	1.258	1.592	1.978	2.280	4.336
Posojila	F.4	568	878	820	1.575	1.616	3.377
Delnice in drug lastniški kapital	F.5	8.882	9.043	11.624	14.877	9.751	10.093
Druge terjatve	F.7	3.575	3.765	2.703	3.450	3.188	2.839
II. OBVEZNOSTI		12.272	13.021	14.179	16.340	15.194	21.065
Vrednostni papirji razen delnic	F.3	7.051	7.198	7.665	7.121	7.512	12.090
Posojila	F.4	1.245	1.647	1.476	2.171	2.046	4.187
Delnice in drug lastniški kapital	F.5	1.204	1.230	2.362	3.559	1.941	1.531
Druge obveznosti	F.7	2.761	2.931	2.661	3.449	3.653	3.217
III. NETO FINANČNA SREDSTVA		2.630	2.452	3.083	6.093	2.125	16

Finančna sredstva države so konec leta 2009 znašala 21,1 mrd EUR in so se v celotnem obdobju povečala za 41% oz. 6,2 mrd EUR. V letu 2008 so se finančna sredstva zmanjšala na raven iz konca leta 2006, v letu 2009 pa so se povečala za 22% oz. 3,8 mrd EUR. Država je imela konec leta 2009 največ terjatev do nefinančnih družb (37%), znotraj lastnega sektorja (26%) in do bank (26%).

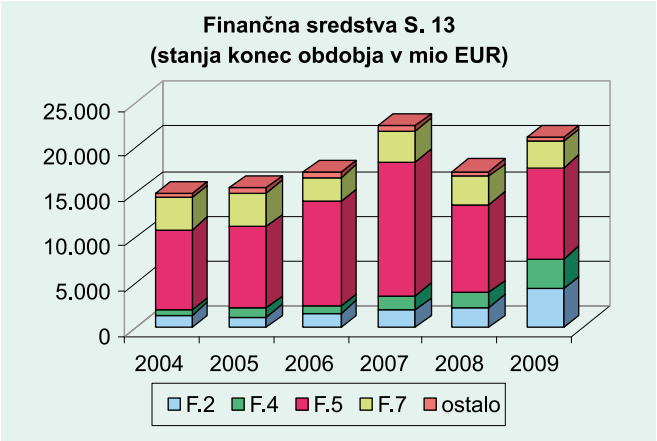

Konec leta 2009 je imela država 10,1 mrd EUR oz. 48% finančnih sredstev naloženih v **delnice in drug lastniški kapital**. V preučevanem obdobju so se naložbe povečale za 14% oz. 1,2 mrd EUR, najbolj v letu 2007 (0,8 mrd EUR neto prodaj in 4,1 mrd EUR pozitivnih vrednostnih sprememb), v letu 2008 pa so se zmanjšale (za 5,1 mrd EUR, predvsem zaradi negativnih vrednostnih sprememb). V letu 2009 so se naložbe povečale za 4% oz. 0,3 mrd EUR (0,15 mrd EUR neto nakupov). Delež naložb v delnice in drug lastniški kapital se je gibal od 48% do 67%. Največ naložb je imela država konec leta 2009 v nefinančne družbe (59%, 68% konec leta 2004), sledile so naložbe v sektor države (15%, največ 24% konec leta 2007, nanaša se na delnice SOD in KAD) in v banke (12%, najmanj 6% konec leta 2006).

Terjatve države iz **gotovine in vlog** so konec leta 2009 znašale 4,3 mrd EUR, kar je predstavljalo 21% finančnih sredstev. V letu 2009 so se povečale za 90% oz. 2,1 mrd EUR, v celotnem obdobju pa za 211% oz. 2,9 mrd EUR. Konec leta 2009 je imela država 91% terjatev do domačih bank in 9% do centralne banke.

Terjatve iz **posojil** so konec leta 2009 znašale 3,4 mrd EUR oz. 16% finančnih sredstev in so se v preučevanem obdobju povečale za 2,8 mrd EUR, najbolj v letu 2009 za 1,8 mrd EUR. Največ terjatev iz posojil je

imela država konec leta 2009 v okviru lastnega sektorja (92%, 38% konec leta 2004) in do nefinančnih družb (4%, 46% konec leta 2004).

Druge terjatve so konec leta 2009 znašale 2,8 mrd EUR in so predstavljale 13% finančnih sredstev. V opazovanem obdobju so se zmanjšale za 21% oz. 0,7 mrd EUR. Konec leta 2009 so večino drugih terjatev (82%) predstavljale ostale terjatve, ki vključujejo tudi terjatve iz davkov in prispevkov, od tega 59% do nefinančnih družb in 17% do države.

V **evroobmočju** je imel sektor države konec leta 2009 največ finančnih sredstev v obliki delnic in drugega lastniškega kapitala (38%), gotovine in vlog (19%), drugih terjatev (19%), posojil (13%) in dolžniških vrednostnih papirjev (11%). Sektor države v Sloveniji je imel v primerjavi z evroobmočjem večji delež naložb v delnice in drug lastniški kapital in manjši delež naložb v dolžniške vrednostne papirje.

Obveznosti države so konec leta 2009 znašale 21,1 mrd EUR in so se v preučevanem obdobju povečale za 72% oz. 8,8 mrd EUR, najbolj v letu 2009 (za 39% oz. 5,9 mrd EUR). Država je imela konec leta 2009 največ obveznosti do tujine (34%), znotraj sektorja (26%), do bank (19%) in do nefinančnih družb (9%).

Država se je največ zadolževala z izdajami **dolžniških vrednostnih papirjev**, katerih stanje je konec leta 2009 doseglo 12,1 mrd EUR oz. 57% obveznosti države in se je glede na konec leta 2008 povečalo za 61% oz. 4,6 mrd EUR, v celotnem obdobju pa za 71% oz. 5 mrd EUR. Delež dolžniških vrednostnih papirjev v obveznostih se je v preučevanem obdobju gibal med 44% in 57%. Konec leta 2009 so bili največji imetniki državnih vrednostnih papirjev tujina s 54% (najmanj 24% konec leta 2005), banke s 27% (največ 39% konec leta 2005) ter zavarovalnice in pokojninski skladi z 12% (največ 21% konec leta 2006).

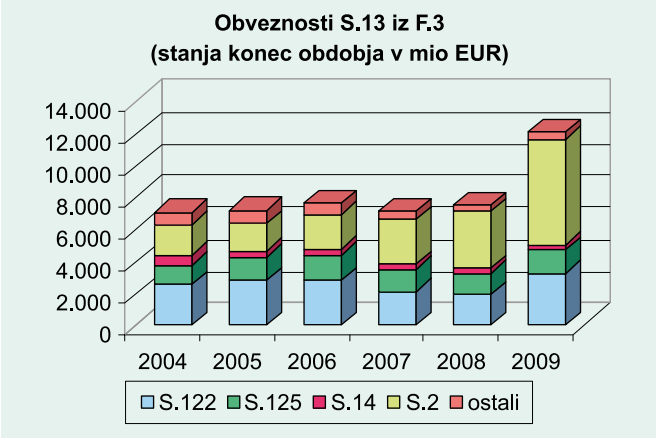

Obveznosti iz naslova prejetih **posojil** so konec leta 2009 znašale 4,2 mrd EUR oz. 20% obveznosti. V celotnem obdobju so se posojila povečala za 3 mrd EUR, predvsem v okviru države, najbolj v letu 2009 za 2,1 mrd EUR. Konec leta 2009 je imela največ obveznosti iz posojil v okviru lastnega sektorja (74%, 17% konec leta 2004), do bank (18%, 42% konec leta 2004) in do tujine (4%, 31% konec leta 2004).

Konec leta 2009 je imela država 3,2 mrd EUR oz. 15% **drugih obveznosti**. V letu 2009 so se zmanjšale za 12% oz. 0,4 mrd EUR, v celotnem obdobju pa povečale za 17% oz. 0,5 mrd EUR. Obveznosti iz komercialnih kreditov in avansov so konec leta 2009 predstavljale 36% drugih obveznosti, predvsem do nefinančnih družb (42%, 69% konec leta 2004) in tujine (31%, 15% konec leta 2004). Ostale obveznosti (vključujoč tudi davke in prispevke) so predstavljale 64% drugih obveznosti, v glavnem do nefinančnih družb (58%) in države (19%).

Obveznosti države iz **delnic in drugega lastniškega kapitala** so konec leta 2009 znašale 1,5 mrd EUR oz. 7% obveznosti. Predvsem so bile to obveznosti KAD in SOD do države. V preučevanem obdobju so se zaradi prevrednotenja njunih naložb obveznosti povečale za 0,3 mrd EUR (povečanje v letih 2006 in 2007 za 2,3 mrd EUR in zmanjšanje v letu 2008 in 2009 za 2 mrd EUR).

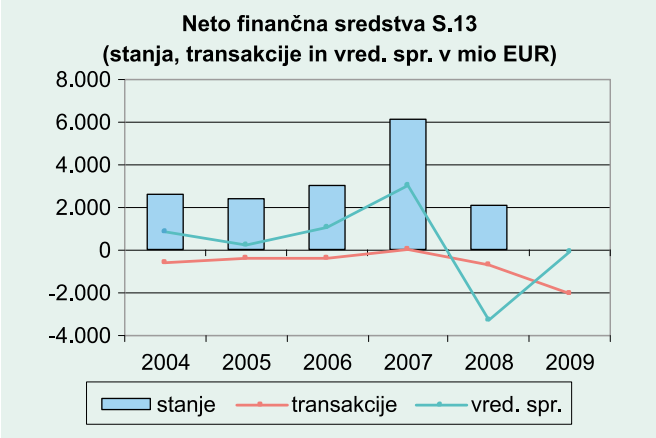

V **evroobmočju** so imele države največ obveznosti iz dolžniških vrednostnih papirjev (75%) in posojil (16%). V primerjavi z evroobmočjem je imel sektor države v Sloveniji med obveznostmi večje deleže drugih obveznosti ter delnic in drugega lastniškega kapitala in manjši delež dolžniških vrednostnih papirjev.

Medsebojne terjatve in obveznosti države so konec leta 2009 dosegle 5,4 mrd EUR, kar je predstavljalo 26% finančnih sredstev oz. 26% obveznosti sektorja države.

Država je imela v celotnem obdobju **presežek finančnih sredstev nad obveznostmi**. Konec leta 2009 je presežek znašal le 16 mio EUR in je bil za 2,6 mrd EUR nižji glede na konec leta 2004. Najbolj se je povečal v letu 2007 za 3 mrd EUR, v letu 2008 in 2009 pa se je zmanjšal za 6,1 mrd EUR. Država je v celotnem obdobju razen v letu 2007 izkazovala **primanjkljaj v transakcijah**, ki je v letu 2009 znašal 2,1 mrd EUR.

Neto finančni položaj sektorja države v Sloveniji se je z 10% BDP konec leta 2004 poslabšal na 0% BDP konec leta 2009. Velik vpliv so imele naložbe države v delnicah in drugem lastniškem kapitalu (konec leta 2007 je bil finančni presežek države 18% BDP). V istem obdobju se je neto finančni položaj sektorja države v evroobmočju poslabšal z -51% BDP na -53% BDP. Razlika v neto finančnem položaju je posledica večjih finančnih sredstev in manjših obveznosti sektorja države v Sloveniji. Dolg države (obveznosti države brez obveznosti iz kapitala) v BDP je v Sloveniji predstavljal 55%, v evroobmočju pa 91%. Dolg v primerjavi s finančnimi sredstvi države je v Sloveniji predstavljal 93%, v evroobmočju pa kar 240%. Navedeni podatki kažejo, da sta finančni položaj in zadolženost države v Sloveniji ugodnejša kot v evroobmočju.

Javni dolg, ki naj ne bi presegal 60% BDP, in javnofinančni primanjkljaj, ki naj ne bi bil večji od 3% BDP, sta dva od konvergenčnih oz. maastrichtskih kriterijev, pomembna za sektor države. Konsolidiran dolg države, ki zajema obveznosti iz gotovine in vlog, dolžniških vrednostnih papirjev in posojil, je v Sloveniji konec leta 2009 znašal 13,1 mrd EUR oz. 37% BDP (konec leta 2004 29% BDP), javnofinančni primanjkljaj pa 5,8% BDP. Konsolidiran dolg države v evroobmočju je konec leta 2009 predstavljal 79% BDP, najnižji je bil v Luksemburgu (15% BDP), najvišji pa v Italiji (116% BDP). Javnofinančni primanjkljaj v evroobmočju je v letu 2009 dosegel 6,3% BDP, največji primanjkljaj je imela Irska (14,3% BDP), najmanjšega pa Luksemburg (0,7% BDP.)[6)]

6) V analizi so uporabljeni podatki o javnem dolgu in javnofinančnem primanjkljaju držav evroobmočja, ki jih objavlja Eurostat.

S.14 Gospodinjstva

v mio EUR	Oznaka	2004	2005	2006	2007	2008	2009
I. FINANČNA SREDSTVA		25.673	27.824	31.508	36.877	36.295	39.266
Gotovina in vloge	F.2	12.807	14.011	15.228	16.887	19.177	20.554
Vrednostni papirji razen delnic	F.3	741	468	459	444	436	445
Delnice in drug lastniški kapital	F.5	8.234	8.645	10.497	13.621	10.298	11.301
Zavarovalno tehnične rezervacije	F.6	1.867	2.280	2.746	3.167	3.390	3.912
Druge terjatve	F.7	1.407	1.547	1.751	1.914	2.094	2.121
II. OBVEZNOSTI		5.666	6.772	8.004	9.940	11.070	11.636
Posojila	F.4	3.965	4.432	5.417	6.714	8.537	9.609
Druge obveznosti	F.7	1.255	1.233	1.355	1.290	1.403	1.461
III. NETO FINANČNA SREDSTVA		20.007	21.052	23.504	26.938	25.225	27.630

Gospodinjstva so imela konec leta 2009 v finančnih računih Slovenije 17% vseh finančnih sredstev in 5% vseh obveznosti. Finančna sredstva gospodinjstev so predstavljala 111% BDP, obveznosti pa 33% BDP.

V evroobmočju je bil konec leta 2009 delež gospodinjstev v vseh finančnih sredstvih 17%, delež v vseh obveznostih pa 6%. Finančna sredstva gospodinjstev so predstavljala 203% BDP, obveznosti pa 73% BDP evroobmočja.

Finančna sredstva gospodinjstev so konec leta 2009 dosegla 39,3 mrd EUR in so se glede na konec leta 2008 povečala za 8% oz. 3 mrd EUR, v celotnem obdobju pa za 53% oz. 13,6 mrd EUR. Konec leta 2009 so imela gospodinjstva 36% terjatev do bank, 28% do nefinančnih družb, 13% do zavarovalnic in pokojninskih skladov ter 10% do tujine.

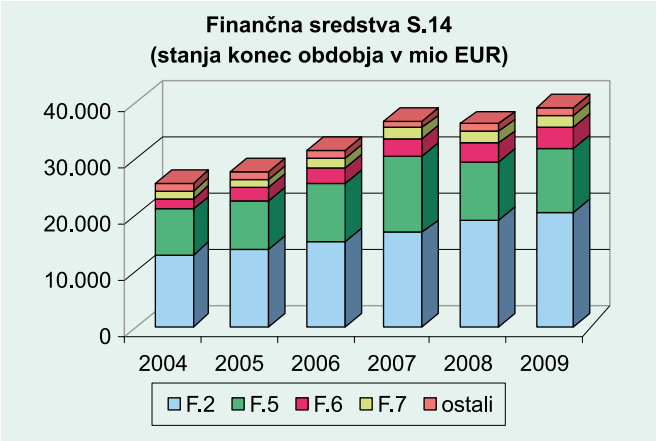

Gospodinjstva so imela konec leta 2009 20,6 mrd EUR **gotovine in vlog**, kar je predstavljalo 52% finančnih sredstev, od tega v gotovini 29% (19% konec leta 2004) in v vlogah 71%.

Terjatve iz **gotovine** so konec leta 2009 dosegle 5,9 mrd EUR in so se glede na konec leta 2008 povečale za 0,9 mrd EUR, v celotnem obdobju pa za 3,4 mrd EUR, v povprečju za 19% na leto. Delež gotovine v finančnih sredstvih se je povečeval iz 10% konec leta 2004 na 15% konec leta 2009.

Terjatve iz **vlog** so konec leta 2009 predstavljale 37% finančnih sredstev in so znašale 14,7 mrd EUR. V celotnem obdobju so se povečale za 42% oz. 4,3 mrd EUR, v povprečju za 7% letno. Vloge so se najbolj povečale v letih 2007 in 2008 (za 1,1 mrd EUR oz. 1,2 mrd EUR). Povečanje je v letu 2009 znašalo 0,4 mrd EUR in je bilo najmanjše v preučevanem obdobju. Delež vlog v finančnih sredstvih se je v opazovanem obdobju gibal med 35% in 40%. Večino vlog so imela gospodinjstva pri domačih bankah (96%).

Konec leta 2009 so imela gospodinjstva 11,3 mrd EUR oz. 29% finančnih sredstev naloženih v **delnice in drug lastniški kapital**. Zaradi vrednostnih sprememb so se naložbe v letu 2008 zmanjšale za 3,3 mrd EUR, v letu 2009 pa povečale za 1 mrd EUR. V celotnem obdobju so se naložbe povečale za 3,1 mrd EUR, najbolj v letu 2007. V preučevanem obdobju so gospodinjstva realizirala za 1,3 mrd EUR neto nakupov, pri čemer so povečala naložbe v vzajemne pokojninske sklade (za 0,6 mrd EUR), v drug lastniški kapital (za 0,4 mrd EUR) ter v domače in tuje vzajemne sklade (za 0,3 mrd EUR). Gospodinjstva so imela konec leta 2009 naložbe v nefinančne družbe 74% (najmanj 66% konec leta 2007), investicijske sklade 11% (največ 19% konec leta 2007), vzajemne pokojninske sklade 9% in tujino 4%.

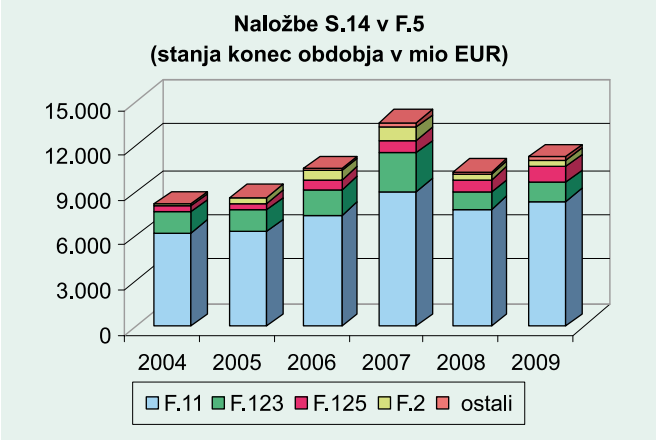

Zavarovalno tehnične rezervacije so predstavljale 10% finančnih sredstev gospodinjstev in so konec leta 2009 znašale 3,9 mrd EUR. Glede na leto 2008 so se povečale za 0,5 mrd EUR, v preučevanem obdobju pa za 2 mrd EUR. V strukturi terjatev so konec leta 2009 rezervacije iz življenjskega zavarovanja predstavljale 53%, iz pokojninskega zavarovanja 28%, druge tehnične rezervacije pa so znašale 19%. Gospodinjstva so imela terjatve predvsem do domačih zavarovalnic in pokojninskih družb (98%).

Druge terjatve so konec leta 2009 znašale 2,1 mrd EUR oz. 5% finančnih sredstev. V celotnem obdobju so se povečale za 0,7 mrd EUR. Večino drugih terjatev so gospodinjstva izkazovala do nefinančnih družb (78%) in države (14%).

V **evroobmočju** so imela gospodinjstva konec leta 2009 največ finančnih sredstev v obliki gotovine in vlog (35%), zavarovalno tehničnih rezervacij (30%), delnic in drugega lastniškega kapitala (23%) ter dolžniških vrednostnih papirjev (8%). V primerjavi z evroobmočjem so imela gospodinjstva v Sloveniji večja deleža naložb v gotovino in vloge ter delnice in drug lastniški kapital, na račun manjših deležev naložb v zavarovalno tehnične rezervacije in dolžniške vrednostne papirje.

Obveznosti gospodinjstev so konec leta 2009 dosegle 11,6 mrd EUR in so se v celotnem preučevanem obdobju povečale za 105% oz. 6 mrd EUR, najbolj v letu 2007 (za 1,9 mrd EUR), najmanj pa v letu 2009 (za 0,6 mrd EUR). Konec leta 2009 so imela gospodinjstva 73% obveznosti do bank, 12% do drugih finančnih posrednikov in 11% do nefinančnih družb.

Najeta posojila so konec leta 2009 znašala 10,2 mrd EUR in so predstavljala 88% vseh obveznosti gospodinjstev (78% konec leta 2004). Glede na konec leta 2008 so se povečala za 0,6 mrd EUR, v celotnem obdobju pa za 130% oz. 5,8 mrd EUR, v povprečju za 18% na leto, najbolj v letu 2007 (za 1,8 mrd EUR). Konec leta 2009 so imela gospodinjstva večino posojil najetih pri domačih bankah (83%, 77% konec leta 2004) in pri drugih finančnih posrednikih (12%), pri čemer je bilo 86% posojil dolgoročnih.

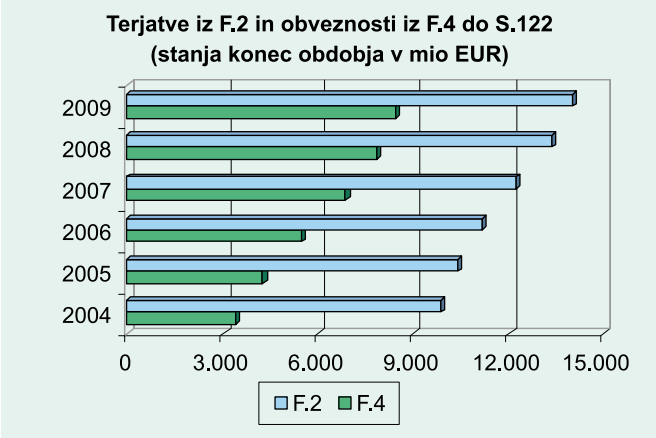

Od konca leta 2004 do konca leta 2008 so se najeta posojila pri bankah povečala za 4,4 mrd EUR, vloge pri bankah pa za 3,5 mrd EUR. V letu 2009 se je obseg najetih posojil in vlog pri bankah povečal le še za 0,6 mrd EUR.

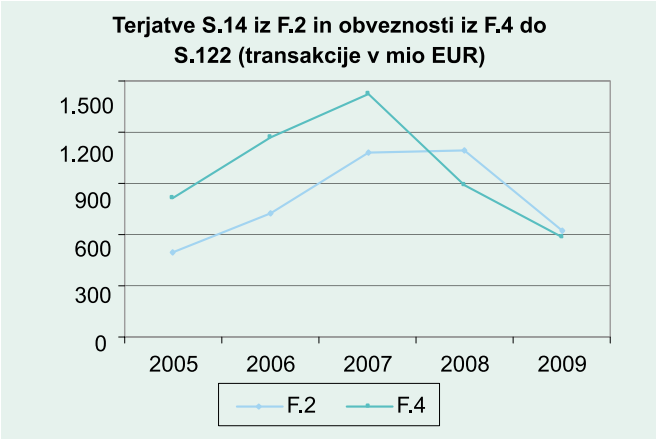

Druge obveznosti gospodinjstev so konec leta 2009 dosegle 1,4 mrd EUR oz. 12% obveznosti. V celotnem obdobju so se povečale za 0,2 mrd EUR. Največ drugih obveznosti so imela gospodinjstva konec leta 2009 do nefinančnih družb (64%) in države (14%).

V **evroobmočju** so imela gospodinjstva največ obveznosti iz posojil (90%), kar je podobno kot v Sloveniji.

Gospodinjstva so v celotnem obdobju izkazovala **presežek finančnih sredstev nad obveznostmi**. Presežek se je po znižanju v letu 2008 za 1,7 mrd EUR (za 3,2 mrd EUR negativnih vrednostnih sprememb), v letu 2009 povečal za 2,4 mrd EUR (1,3 mrd EUR neto transakcij) in konec leta 2009 znašal 27,6 mrd EUR. V preučevanem obdobju se je povečal za 7,6 mrd EUR oz. 38%, najbolj v letu 2007. Konec leta 2009 so imela gospodinjstva največji presežek v odnosu z nefinančnimi družbami (9,6 mrd EUR), z bankami (5,8 mrd EUR) ter zavarovalnicami in pokojninskimi skladi (4,8 mrd EUR).

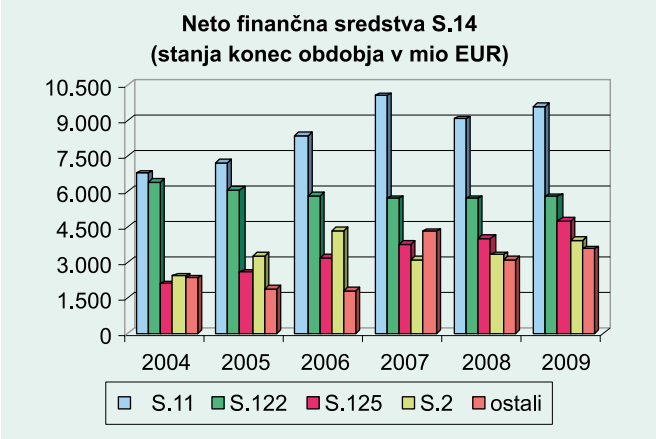

Neto finančni položaj gospodinjstev v Sloveniji se je v preučevanem obdobju izboljšal s 74% BDP na 78% BDP. V evroobmočju je bil neto finančni položaj gospodinjstev konec leta 2009 podoben tistemu ob koncu leta 2004 (129% BDP). Podatki kažejo, da je slabši finančni položaj gospodinjstev v Sloveniji posledica nižjih finančnih sredstev, s katerimi razpolagajo, zadolženost gospodinjstev v Sloveniji pa je manjša kot v evroobmočju. Dolg gospodinjstev je v Sloveniji predstavljal 33%, v evroobmočju pa 73% BDP. Dolg v primerjavi s finančnimi sredstvi gospodinjstev je v Sloveniji predstavljal 30%, v evroobmočju pa 36%.

S.2 Tujina

v mio EUR	Oznaka	2004	2005	2006	2007	2008	2009
I. FINANČNA SREDSTVA		20.558	26.765	31.377	43.107	47.684	48.774
Države članice EMU	S.2111	14.085	19.070	23.535	32.107	36.767	36.413
Ostale članice EU	S.2112	3.364	4.016	4.237	6.389	5.960	7.400
Ostali svet	S.22	3.109	3.679	3.604	4.611	4.957	4.960
II. OBVEZNOSTI		18.144	23.273	25.655	35.528	35.283	36.022
Države članice EMU	S.2111	10.420	12.619	13.569	19.011	18.343	19.361
Ostale članice EU	S.2112	1.500	2.390	2.190	3.338	2.943	2.582
Ostali svet	S.22	6.225	8.264	9.896	13.179	13.997	14.079
III. NETO FINANČNA SREDSTVA		2.414	3.492	5.722	7.579	12.401	12.752

Tujina je imela konec leta 2009 v finančnih računih Slovenije 21% vseh finančnih sredstev in 15% vseh obveznosti. Finančna sredstva tujine so predstavljala 138% BDP, obveznosti pa 102% BDP.

V finančnih računih evroobmočja je imela tujina 15% vseh finančnih sredstev in 13% vseh obveznosti. Finančna sredstva tujine so predstavljala 170% BDP, obveznosti pa 153% BDP evroobmočja.

Sektor tujine je sestavljen iz treh podsektorjev: države članice Ekonomske in monetarne unije (EMU), ostale članice Evropske unije (EU) in ostali svet.

Konec leta 2009 so imele največ terjatev do domačih sektorjev države EMU (75%), sledile so ostale članice EU (15%) in ostali svet (10%). Na strani obveznosti do domačih sektorjev so bile na prvem mestu države EMU (54%), sledile so države ostalega sveta (39%) in ostale članice EU (7%).

v mio EUR	Oznaka	2004	2005	2006	2007	2008	2009
I. FINANČNA SREDSTVA		20.558	26.765	31.377	43.107	47.684	48.774
Gotovina in vloge	F.2	1.490	2.920	3.858	9.739	10.179	8.489
Vrednostni papirji razen delnic	F.3	2.119	2.098	2.512	3.260	4.190	9.117
Posojila	F.4	9.161	11.878	13.566	17.044	20.018	18.233
Delnice in drug lastniški kapital	F.5	5.179	6.042	6.997	8.138	8.077	8.125
Druge terjatve	F.7	2.543	3.745	4.349	4.868	5.147	4.712
II. OBVEZNOSTI		18.144	23.273	25.655	35.528	35.283	36.022
Gotovina in vloge	F.2	4.501	6.043	6.466	9.382	9.136	9.410
Vrednostni papirji razen delnic	F.3	6.555	7.100	7.323	9.652	9.528	9.411
Posojila	F.4	868	1.386	1.892	3.976	4.863	5.146
Delnice in drug lastniški kapital	F.5	1.998	3.680	4.909	6.937	5.963	6.617
Druge obveznosti	F.7	4.160	4.981	4.955	5.462	5.659	5.313
III. NETO FINANČNA SREDSTVA		2.414	3.492	5.722	7.579	12.401	12.752

Finančna sredstva tujine so konec leta 2009 znašala 48,8 mrd EUR. Glede na konec leta 2008 so se povečala za 1,1 mrd EUR oz. 2%, v opazovanem obdobju pa za 28,2 mrd EUR oz. 137%.

Posojila tujine so konec leta 2009 dosegla 18,2 mrd EUR oz. 37% finančnih sredstev. V opazovanem obdobju so se povečala za 9,1 mrd EUR oz. 99%, najbolj v letu 2007 (za 3,5 mrd EUR). V letu 2009 so se prvič zmanjšala, in sicer za 9% oz. 1,8 mrd EUR, od tega 1,6 mrd EUR do domačih bank. V tujini so bile konec leta 2009 najbolj zadolžene banke (51%, 34% konec leta 2004), sledili so jim nefinančne družbe (26%, 35% konec leta 2004) in drugi finančni posredniki (22%).

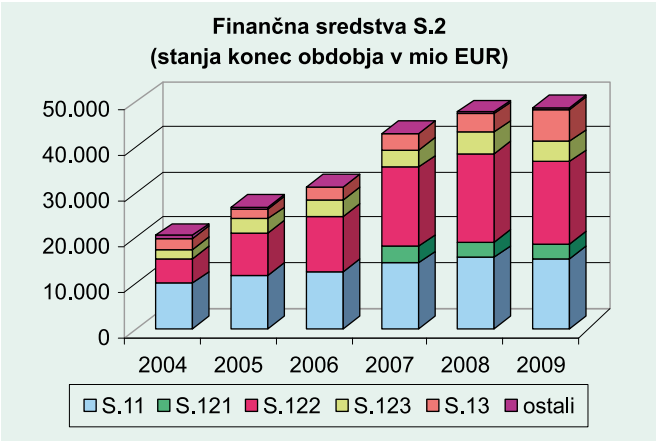

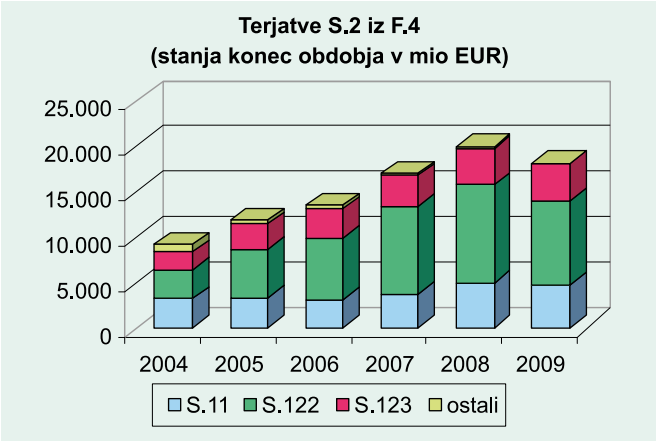

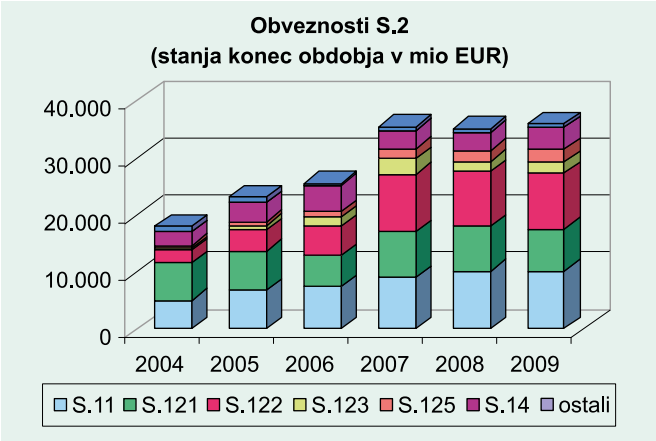

Naložbe tujine v **dolžniške vrednostne papirje** so konec leta 2009 znašale 9,1 mrd EUR (19% finančnih sredstev), največ v državne obveznice (72%, 89% konec leta 2004) in vrednostne papirje bank (25%, 11% konec leta 2004). V letu 2009 so se terjatve iz tega naslova povečale za 4,9 mrd EUR oz. 118%, predvsem zaradi nakupa državnih (2,8 mrd EUR) in bančnih (1,6 mrd EUR) obveznic.

Tujina je imela konec leta 2009 8,5 mrd EUR **vlog**, od tega 60% pri bankah (100% konec leta 2004) in 40% pri centralni banki. Vloge so se v letu 2009 zmanjšale za 1,7 mrd EUR oz. 17%, od tega največ do bank (za 1,4 md EUR). V proučevanem obdobju so se povečale za 7 mrd EUR oz. 470%, in sicer pri centralni banki za 3,4 mrd EUR (največji porast je bil v letu 2007, kar je povezano z obveznostmi centralne banke do Evrosistema) ter pri bankah za 3,6 mrd EUR (večja porasta sta bila v letu 2005 in 2007, in sicer za 3,7 mrd EUR).

Terjatve tujine iz **delnic in drugega lastniškega kapitala** so konec leta 2009 znašale 8,1 mrd EUR oz. 17% finančnih sredstev. V opazovanem obdobju so se povečale za 2,9 mrd EUR (od tega so neto nakupi znašali 2,2 mrd EUR), najbolj v letu 2007 (za 1,1 mrd EUR), v letu 2009 pa so ostale skoraj nespremenjene. Konec leta 2009 je imela tujina največ naložb v kapital nefinančnih družb (75%, 84% konec leta 2004) ter bank (19%, 12% konec leta 2004).

Druge terjatve tujine so konec leta 2009 znašale 4,7 mrd EUR oz. 10% finančnih sredstev. Večino so predstavljale terjatve iz trgovinskih kreditov in predujmov (92%), od tega 90% do nefinančnih družb. Druge terjatve so se v opazovanem obdobju povečale za 85% oz. 2,2 mrd EUR, v letu 2009 pa prvič zmanjšale (za 0,4 mrd EUR).

V **evroobmočju** je imel sektor tujine konec leta 2009 terjatve iz delnic in drugega lastniškega kapitala (34%), dolžniških vrednostnih papirjev (27%), gotovine in vlog (24%) in posojil (12%). V primerjavi z evroobmočjem je imel sektor tujine v Sloveniji več terjatev iz posojil in drugih terjatev ter manj terjatev iz delnic in drugega lastniškega kapitala, dolžniških vrednostnih papirjev ter gotovine in vlog.

Obveznosti tujine so konec leta 2009 znašale 36 mrd EUR. V letu 2009 so se povečale za 2% oz. 0,7 mrd EUR, v primerjavi s koncem leta 2004 pa za 99% oz. 17,9 mrd EUR.

Največji del obveznosti tujine do domačih sektorjev so predstavljali **dolžniški vrednostni papirji** (26% vseh obveznosti). Konec leta 2009 so znašali 9,4 mrd EUR in tako ostali na ravni s konca leta 2008, v opazovanem obdobju pa se povečali za 44%. V proučevanem obdobju se je zmanjšal delež obveznosti tujine do centralne banke (iz 87% na 44%) in povečal do bank (iz 6% na 36%) ter zavarovalnic in pokojninskih skladov (iz 5% na 16%). Delež bank se je najbolj povečal v letih 2006 (za 0,9 mrd EUR) in 2007 (za 2,3 mrd EUR), ko so banke nadomeščale terjatve iz naslova blagajniških zapisov centralne banke z naložbami v tuje dolžniške vrednostne papirje.

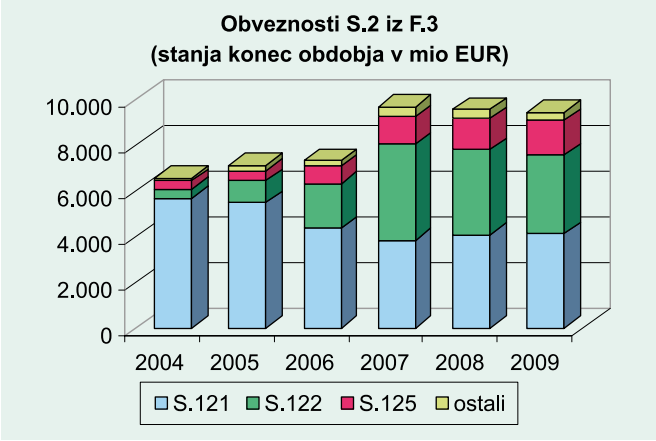

Obveznosti tujine iz **gotovine in vlog** so konec leta 2009 znašale 9,4 mrd EUR (od tega iz gotovine 2,7 mrd EUR ter iz vlog 6,7 mrd EUR). Obveznosti iz gotovine so se v letu 2009 povečale za 32%, v proučevanem obdobju pa za 47%. Tujina je imela obveznosti iz gotovine predvsem do gospodinjstev. Obveznosti tujine iz vlog so se opazovanem obdobju povečale za 152%. Vloge so se povečale v letih 2005 in 2007 (za 1,2 mrd EUR oz. za 4,6 mrd EUR), v preostalih letih pa zmanjšale (v letu 2009 za 0,4 mrd EUR). Konec leta 2009 je imela tujina 45% obveznosti iz vlog do centralne banke, 43% do bank in 10% do gospodinjstev.

Tujina je imela konec leta 2009 6,6 mrd EUR obveznosti iz **delnic in drugega lastniškega kapitala**. Obveznosti tujine so se od konca leta 2004 do konca leta 2007 povečevale, predvsem zaradi neto nakupov domačih sektorjev v tujini (4,1 mrd EUR), pri čemer so največ vlagali drugi finančni posredniki (1,4 mrd EUR), nefinančne družbe (1,3 mrd EUR) in gospodinjstva (0,6 mrd EUR). V letu 2008 so se obveznosti zmanjšale za 14% oz. 1 mrd EUR (od tega so negativne vrednostne spremembe znašale 1,7 mrd EUR), v letu 2009 pa ponovno povečale, in sicer za 11% oz. 0,7 mrd EUR. Konec leta 2009 je imela tujina 52% obveznosti do nefinančnih družb (65% konec leta 2004), 19% do dru-

gih finančnih posrednikov (14% konec leta 2004), 9% do zavarovalnic in pokojninskih skladov (3% konec leta 2004) ter 8% do bank.

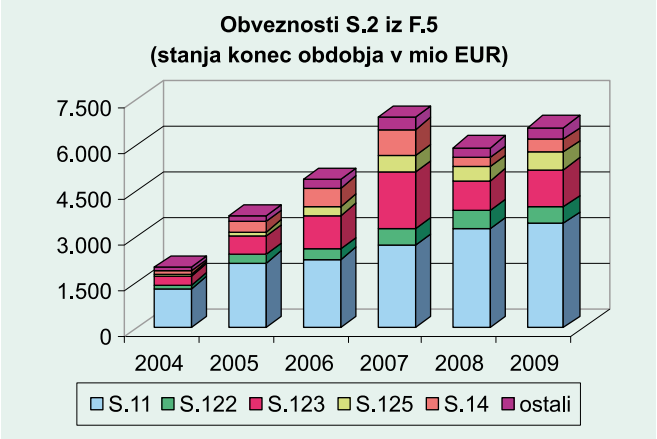

Druge obveznosti tujine so konec leta 2009 znašale 5,3 mrd EUR, in so se v proučevanem obdobju povečale za 28%, v letu 2009 pa zmanjšale za 6%. Večino so predstavljale obveznosti iz trgovinskih kreditov in predujmov (4,8 mrd EUR). V proučevanem obdobju se je delež drugih obveznosti tujine povečal pri nefinančnih družbah (iz 76% na 94%), zmanjšal pa pri državi (iz 20% na 2%).

Obveznosti tujine iz **posojil** so konec leta 2009 znašale 5,1 mrd EUR in so se v letu 2009 povečale za 0,3 mrd EUR oz. 6%. V opazovanem obdobju so se povečale za 493%, največ v letu 2007 (za 2,1 mrd EUR). Konec leta 2009 je imela tujina največ obveznosti do bank (58%, 46% konec leta 2004), nefinančnih družb (30%, 46% konec leta 2004) in drugih finančnih posrednikih (11%, 6% konec leta 2004).

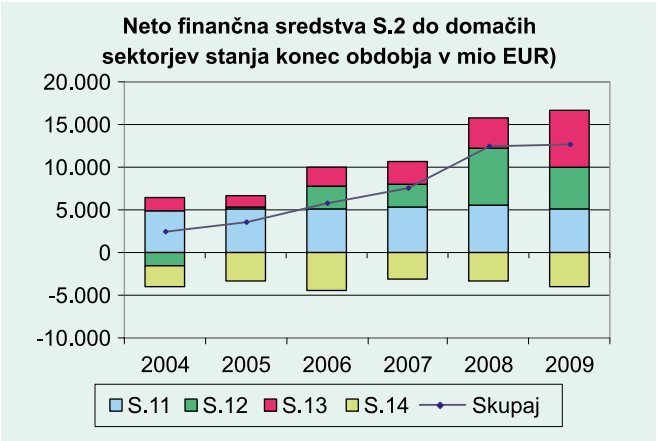

V **evroobmočju** je imel konec leta 2009 sektor tujine obveznosti iz delnic in drugega lastniškega kapitala (35%), dolžniških vrednostnih papirjev (22%), posojil (21%) ter gotovine in vlog (18%). V primerjavi z evroobmočjem je imela tujina v Sloveniji več obveznosti iz gotovine in vlog, dolžniških vrednostnih papirjev ter drugih obveznosti in manj obveznosti iz delnic in drugega lastniškega kapitala ter posojil.

Presežek finančnih sredstev nad obveznostmi tujine se je v preučevanem obdobju povečal za 10,3 mrd EUR oz. 428%, iz 2,4 mrd EUR konec leta 2004 na 12,8 mrd EUR konec leta 2009 (najbolj v letu 2008 za 4,8 mrd EUR). V letu 2009 se je presežek povečal za 3% oz. 0,4 mrd EUR, od tega se je povečal do države (za 3,1 mrd EUR), zmanjšal pa največ do bank (za 1,5 mrd EUR) in gospodinjstev (za 0,6 mrd EUR). Tujina je v obdobju od konca leta 2004 do konca leta 2008 povečevala svoj presežek v transakcijah in tako pospešeno financirala slovensko gospodarstvo, v letu 2009 pa je zaradi finančne krize prvič prišlo do zmanjšanja presežka. Neto transakcije tujine so v opazovanem obdobju dosegle 7,3 mrd EUR, neto vrednostne spremembe pa 3 mrd EUR. Konec leta 2009 so imele presežek finančnih sredstev nad obveznostmi države EMU (17,1 mrd EUR) in ostale države EU (4,8 mrd EUR), države izven EU pa primanjkljaj (za 9,1 mrd EUR).

V preučevanem obdobju je tujina v odnosu do finančnih družb izboljšala svoj položaj za 6,5 mrd EUR in prešla iz primanjkljaja (1,5 mrd EUR) v presežek (4,9 mrd EUR). Izboljšal se je položaj tujine v odnosu do bank (iz 3,3 mrd EUR na 8,2 mrd EUR), centralne banke (iz -6,6 mrd EUR na -3,9 mrd EUR) in drugih finančnih posrednikov (iz 1,7 mrd EUR na 2,5 mrd EUR), poslabšal pa do zavarovalnic in pokojninskih skladov (iz 53 mio EUR na -1,8 mrd EUR). Tujina je povečala presežek tudi do države (iz 1,4 mrd EUR na 6,6 mrd EUR) in nefinančnih družb (iz 4,9 mrd EUR na 5,1 mrd EUR) ter povečala primanjkljaj do gospodinjstev (iz -2,4 mrd EUR na -3,9 mrd EUR).

Neto finančni položaj tujine se je v Sloveniji iz 9% BDP konec leta 2004 izboljšal na 36% BDP konec leta 2009. V istem obdobju se je neto finančni položaj tujine v evroobmočju izboljšal iz 11% BDP na 17% BDP. Razlika med neto finančnima položajem tujine v Sloveniji in v evroobmočju je posledica tako manjših finančnih sredstev (-32 o.t.) kot tudi manjših obveznosti tujine v Sloveniji (-51 o.t.).

V Sloveniji se je v preučevanem obdobju delež finančnih sredstev in obveznosti tujine v BDP povečal za 82% oz. 52%, medtem ko se je v evroobmočju delež finančnih sredstev in obveznosti tujine v BDP povečal za 38% oz. 36%, kar kaže na pospešeno dinamiko financiranja s strani tujine v Sloveniji.

1. OVERVIEW OF SLOVENIA'S FINANCIAL ACCOUNTS, 2004 TO 2009

S.11 Non-financial corporations

(EUR million)	Code	2004	2005	2006	2007	2008	2009
I. FINANCIAL ASSETS		29,766	34,186	37,610	45,564	46,045	45,788
Currency and deposits	F.2	2,771	3,219	3,484	3,914	3,907	4,020
Loans	F.4	2,682	3,132	3,180	4,525	5,443	6,013
Shares and other equity	F.5	12,612	14,406	15,784	19,776	18,542	18,520
Other accounts receivable	F.7	10,776	12,594	14,258	16,473	17,373	16,425
II. LIABILITIES		56,551	62,984	71,305	87,946	87,002	87,497
Loans	F.4	15,611	18,465	20,920	27,398	33,348	33,653
Shares and other equity	F.5	30,079	31,345	35,543	43,292	35,705	36,386
Other accounts payable	F.7	10,511	12,651	14,332	16,664	17,244	16,480
III. NET FINANCIAL ASSETS		-26,785	-28,798	-33,696	-42,382	-40,957	-41,709

In the financial accounts of Slovenia non-financial corporations accounted for 20% of total financial assets and 37% of total liabilities at the end of 2009. The financial assets of non-financial corporations were equivalent to 129% of GDP, while the liabilities were equivalent to 247% of GDP.

In the financial accounts of the euro area non-financial corporations accounted for 15% of total financial assets and 24% of total liabilities at the end of 2009. The financial assets of non-financial corporations were equivalent to 178% of GDP in the euro area, while the liabilities were equivalent to 276% of GDP.

The **financial assets** of non-financial corporations amounted to EUR 45.8 billion at the end of 2009, down 1% on the end of 2008, and up 54% over the observation period (from the end of 2004 to the end of 2009). At the end of 2009 non-financial corporations accounted for 57% of non-financial corporations' claims, the rest of the world for 22% and banks for 11%.

Investments in **shares and other equity** accounted for the largest proportion of non-financial corporations' financial assets at the end of 2009 (EUR 18.5 billion or 40% of the total). This figure was up 47% or EUR 5.9 billion over the entire observation period; the largest increase was in 2007 (EUR 2.2 billion of net purchases and EUR 1.8 billion of positive revaluation changes), which was followed in 2008 by a decline of EUR 1.2 billion (negative revaluation changes contributing EUR 2.7 billion towards the decline), and in 2009 by a minimal change in stock. At the end of 2009 non-financial corporations' largest investments were intra-sectoral (73%, compared with 81% at the end of 2004) and in the rest of the world (19%, compared with 10% at the end of 2004). Investments in shares accounted for 42% of total capital investments at the end of 2009, other equity for 57%, and mutual funds shares for 1%.

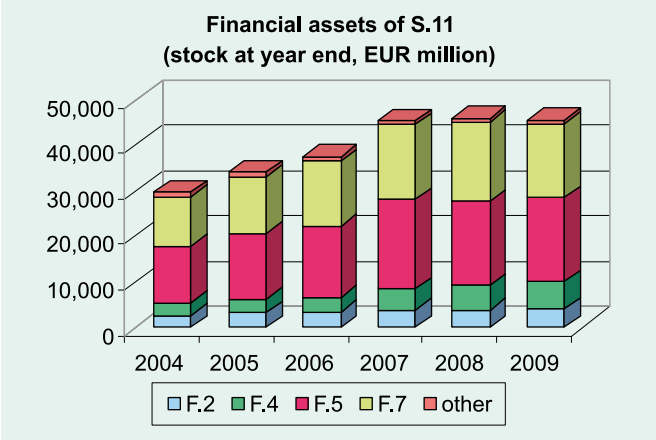

Other accounts receivable stood at EUR 16.4 billion at the end of 2009, or 36% of total financial assets, primarily in the form of trade credits and advances (83%), of which 54% were intra-sectoral, and 35% were from the rest of the world. Other accounts receivable were up EUR 5.7 billion or 52% over the observation period (the largest increase of EUR 2.2 billion being recorded in 2007), but declined for the first time in 2009 (by 5%), primarily intra-sectoral claims, those from the rest of the world and those from the general government sector.

Non-financial corporations' **loans granted** amounted to EUR 6 billion at the end of 2009 (of which 70% was in the form of short-term loans), accounting for 13% of total financial assets. The stock of loans granted increased by 124% or EUR 3.3 billion over the observation period, the largest increases coming in 2007 (by EUR 1.3 billion), 2008 (by EUR 0.9 billion) and 2009 (by EUR 0.6 billion). The largest proportions of loans were intra-sectoral (62%, compared with 65% at the end of 2004), those to the rest of the world (26%, compared with 15% at the

end of 2004) and those to households (6%, compared with 13% at the end of 2004).

Non-financial corporations' **currency and deposits** stood at EUR 4 billion at the end of 2009 (9% of financial assets), domestic banks[1] accounting for almost all of this (94%). Currency and deposits increased by 45% over the observation period, and by 3% in 2009.

The largest holdings of financial assets of non-financial corporations in the **euro area**[2] were in the form of shares and other equity (46%), other accounts receivable (21%), loans (18%) and currency and deposits (11%). Compared with the euro area, non-financial corporations in Slovenia held a larger proportion of financial assets in the form of other accounts receivable, and smaller proportions in the form of shares and other equity, loans, and currency and deposits.

Non-financial corporations' total **liabilities** stood at EUR 87.5 billion at the end of 2009, up 55% or EUR 30.9 billion over the observation period, the largest increase being recorded in 2007 (by 23% or EUR 16.6 billion). At the end of 2009 non-financial corporations accounted for 30% of non-financial corporations' liabilities, banks for 25%, the rest of the world for 18% and households for 12%.

Liabilities from **shares and other equity** amounted to EUR 36.4 billion at the end of 2009, or 42% of total liabilities, up 21% or EUR 6.3 billion over the observation period. The largest increase was in 2007 (by EUR 7.8 billion), while there was a decline in 2008 (by EUR 7.6 billion). In both of these years the largest factor was the change in the market value of shares (an increase of EUR 6.9 billion in 2007 and a decline of EUR 11.3 billion in 2008). There was a minimal increase in liabilities from equity in 2009 (by EUR 0.7 billion). Public limited companies accounted for 45% of the total, with other forms of equity accounting for the remaining 55%. The largest holders of equity in non-financial corporations were non-financial corporations (37%), households (23%), the rest of the world (17%), the general government (16%) and other financial intermediaries (3%).

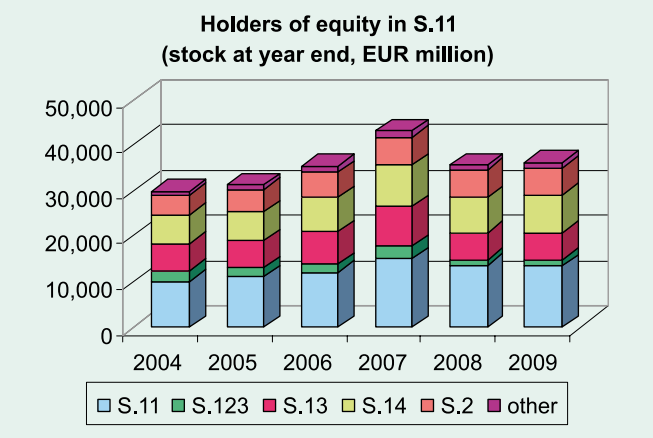

Loans stood at EUR 33.7 billion at the end of 2009 (38% of total liabilities), up 116% or EUR 18 billion over the observation period, the largest increases being recorded in 2007 (by EUR 6.5 billion) and 2008 (by EUR 5.9 billion). The heaviest borrowing by non-financial corporations in 2009 was intra-sectoral (EUR 0.5 billion), from banks (EUR 0.2 billion) and from other financial intermediaries (EUR 0.2 billion), but deleveraged in the rest of the world (EUR -0,4 billion). At the end of 2009 non-financial corporations held stocks of loans borrowed from banks (62%), the rest of the world (14%), non-financial corporations (11%) and other financial intermediaries (9%).

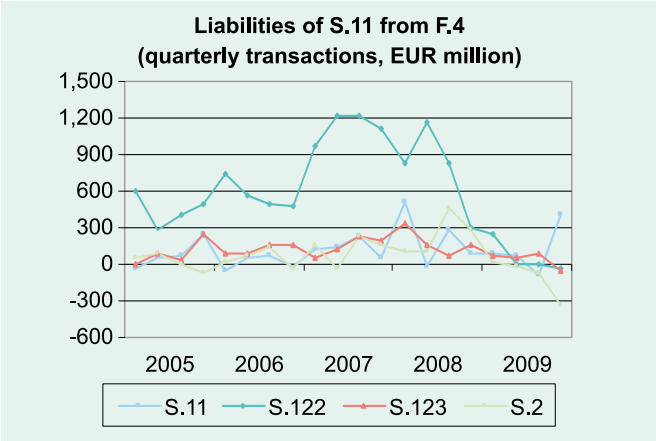

Other accounts payable stood at EUR 16.5 billion at the end of 2009 (19% of total liabilities), up 57% or EUR 6 billion over the observation period, the largest increase being recorded in 2007 (by EUR 2.3 billion). Liabilities from trade credits and advances accounted for the majority (76%) of other accounts payable, of which 59% were intra-sectoral, and 32% were vis-à-vis the rest of the world. In 2009 other accounts payable declined for the first time (by EUR 0.8 billion).

Non-financial corporations' intra-sectoral claims and liabilities amounted to EUR 25.9 billion at the end of 2009, equivalent to 57% of the sector's total financial assets and 30% of its total liabilities.

In the **euro area** non-financial corporations' largest liabilities at the end of 2009 were from shares and other equity (49%), loans (33%) and other accounts payable (13%). Compared with the euro area, non-financial corporations in Slovenia held a higher proportion of liabilities in the form of other accounts payable and loans, and a smaller proportion in the form of shares and other equity.

Non-financial corporations disclose a deficit in **financial assets relative to liabilities**, as a significant portion of their assets is in the form of non-financial assets. The deficit increased from EUR 26.8 billion to EUR 41.7 billion over the observation period, as a result of transactions (negative in the amount of EUR 11.5 billion) and negative revaluation changes (EUR 3.5 billion). The net position of non-financial corporations improved by EUR 1.4 billion in 2008, despite net borrowing (of EUR -3.7 billion), as a result of net revaluation changes in shares and other equity (EUR 5.8 billion).

The **net financial position** of non-financial corporations in Slovenia deteriorated from -99% of GDP at the end of 2004 to -118% of GDP at the end of 2009. Over the same period the net financial position of non-financial corporations in the euro area deteriorated from -89% of GDP to -98% of GDP. The main factor in the deterioration in the net financial position of non-financial corporations being worse in Slovenia than in the euro area overall were lower financial assets, in the context of similar levels of borrowing and lower liabilities from capital.

Leverage, calculated as the ratio of debt relative to equity, reached 140% in Slovenia at the end of 2009 (up 52 percentage points over the observation period), compared with 102% in the euro area (up 9 percentage points). The ratio of non-financial corporations' debt (liabilities minus equity) to GDP stood at 144% in Slovenia (up 47 percentage points), compared with 139% in the euro area (up 24 percentage points). The ratio of debt to financial assets at non-financial corporations stood at 112% in Slovenia (up 23 percentage points), compared with 78% in the euro area (up 2 percentage points). The figures show

1) The term "banks" is used in the material to mean Sector S.122 (Other monetary financial institutions).
2) The figures used for the euro area are those in the financial accounts of the euro area drawn up by the ECB.

that the financial position of non-financial corporations in Slovenia deteriorated sharply over the observation period as a result of intensified borrowing, their indebtedness surpassing that in the euro area overall by the end of the observation period.

S.121 Central bank

(EUR million)	Code	2004	2005	2006	2007	2008	2009
I. FINANCIAL ASSETS		6,834	7,160	5,681	8,388	9,282	9,958
Currency and deposits	F.2	838	1,374	1,010	4,187	4,882	5,122
Securities other than shares	F.3	5,791	5,571	4,446	3,910	4,139	4,364
II. LIABILITIES		6,481	6,811	5,328	8,023	8,894	9,315
Currency and deposits	F.2	2,728	2,552	2,897	7,325	8,233	8,497
Securities other than shares	F.3	3,202	3,543	1,815	0	14	7
Shares and other equity	F.5	453	602	501	472	513	683
III. NET FINANCIAL ASSETS		353	349	353	365	388	643

In the financial accounts of Slovenia the central bank accounted for 4% of total financial assets and 4% of total liabilities at the end of 2009. The financial assets of the central bank were equivalent to 28% of GDP, while the liabilities were equivalent to 26% of GDP.

The central bank's **financial assets** totalled EUR 10 billion at the end of 2009, up 7% or EUR 0.7 billion on the end of 2008, and up EUR 3.1 billion or 46% over the observation period.

The central bank's financial assets are invested in debt securities and deposits. The proportion of financial assets accounted for by debt securities declined between the end of 2004 and the end of 2009 (from 85% to 44%) in favour of an increase in the proportion accounted for by deposits (from 12% to 51%).

Claims from **currency and deposits** stood at EUR 5.1 billion at the end of 2009, up 5% on 2008, and up 511% or EUR 4.3 billion[3] over the observation period. Deposits at banks were up EUR 1.9 billion from the final quarter of 2008 onwards (as a result of an increase in demand for liquidity on the part of the banking system). The rest of the world accounted for 59% of deposits (92% in the EMU), and the domestic banks for 41%.

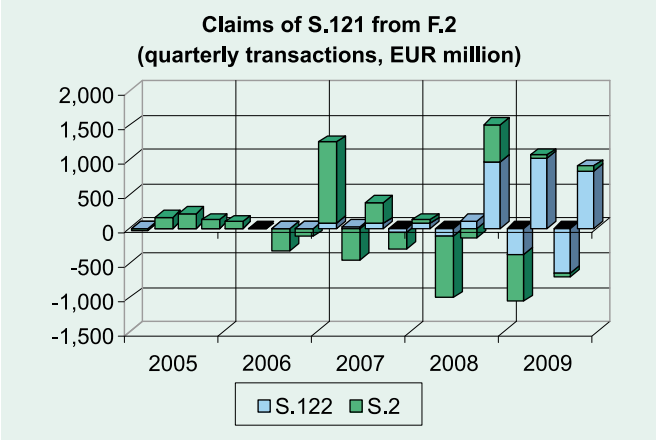

The central bank's investments in **debt securities** amounted to EUR 4.4 billion at the end of 2009, up 5% or EUR 0.2 billion over the year, but down 25% over the observation period. Investments in securities peaked at the end of the first quarter of 2005 (at EUR 5.8 billion). Foreign debt securities accounted for 95% of the investments at the end of 2009 (73% in the EMU).

The central bank's **liabilities** totalled EUR 9.3 billion at the end of 2009, up 5% or EUR 0.4 billion on the end of 2008, and up EUR 2.8 billion or 44% over the observation period.

Currency and deposits accounted for 91% or EUR 8.5 billion of the central bank's liabilities at the end of 2009, of which 41% was from issued currency, and 59% was from deposits. The liabilities from currency and deposits increased by 3% or EUR 0.3 billion during 2009, and by 211% or EUR 5.8 billion over the observation period.

The central bank issued tolar banknotes until the end of 2006. After the introduction of the euro, the majority of tolar currency was exchanged for euros. Liabilities from currency according to the capital key at the end of 2009 stood at EUR 3.5 billion, while liabilities from currency placed into circulation stood at EUR 1 billion.

The central bank recorded liabilities from deposits of EUR 5 billion at the end of 2009, of which 67% were to the rest of the world (EUR 3.3 billion from the central bank's liabilities to the Eurosystem that arose after the introduction of the euro), 25% were to domestic banks and 8% were to the general government sector.

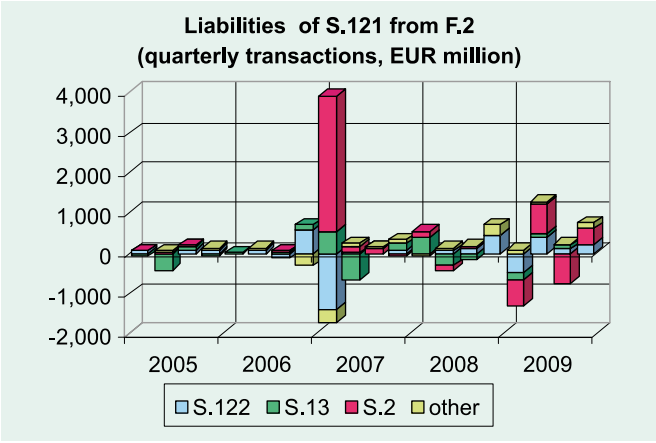

3) Under instruction from the ECB, a revision of the data in October 2010 brought a change in the methodology for disclosing euro currency, whereby (since inclusion in the Eurosystem in 2007) currency calculated on the basis of the capital key mechanism has been disclosed on the liability side in place of issued currency, and the adjustment is evident on the asset side within the framework of other deposits.

The central bank used to issue **bills** in order to sterilise foreign currency inflows, banks subscribing to these bills, but ceased issuing them after Slovenia joined the euro area.

S.122 Other monetary financial institutions

v mio EUR	Code	2004	2005	2006	2007	2008	2009
I. FINANCIAL ASSETS		24,417	29,972	34,620	43,381	48,711	53,063
Currency and deposits	F.2	2,852	3,487	4,104	4,131	4,015	4,884
Securities other than shares	F.3	6,570	7,930	7,259	7,011	6,732	8,091
Loans	F.4	13,537	16,890	21,352	30,192	36,179	37,914
Shares and other equity	F.5	976	1,175	1,579	1,781	1,574	1,868
II. LIABILITIES		23,531	28,808	33,409	42,349	47,284	51,534
Currency and deposits	F.2	16,096	18,777	21,154	25,630	28,468	30,903
Securities other than shares	F.3	1,437	1,604	1,667	1,788	2,113	4,253
Loans	F.4	3,504	5,833	7,520	10,651	12,468	11,714
Shares and other equity	F.5	2,270	2,360	2,714	3,911	3,906	4,336
III. NET FINANCIAL ASSETS		886	1,164	1,211	1,032	1,427	1,529

In the financial accounts of Slovenia banks accounted for 23% of total financial assets and 22% of total liabilities at the end of 2009. The financial assets of banks were equivalent to 150% of GDP, while the liabilities were equivalent to 146% of GDP.

The sector of other monetary financial institutions comprises banks, savings banks and money-market funds. There were 22 banks, three savings banks and two money-market funds in Slovenia at the end of 2009.

The **financial assets** of banks stood at EUR 53.1 billion at the end of 2009, up 9% or EUR 4.4 billion on the end of 2008, and up 117% or EUR 28.6 billion over the entire period. Loans granted accounted for the largest proportion of banks' investments at the end of 2009 (71%), followed by debt securities (15%), and currency and deposits (9%).

Banks' **loans** amounted to EUR 37.9 billion at the end of 2009, up 180% or EUR 24.4 billion over the observation period. Banks reduced their lending activity in the second half of 2008 as a result of the economic and financial crisis, and loans granted increased by just EUR 1.7 billion in 2009 (EUR 0.8 billion of intra-sectoral loans, EUR 0.6 billion to households and EUR 0.2 billion to non-financial corporations). Non-financial corporations (55%) and households (22%) accounted for the largest proportions of loans raised at banks as at the end of 2009.

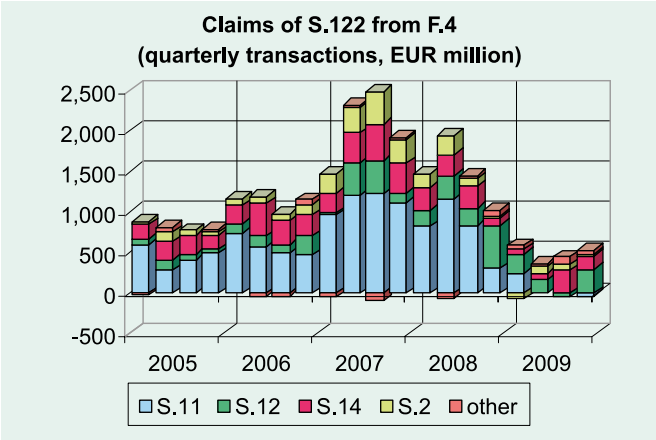

Banks held investments in **debt securities** in the amount of EUR 8.1 billion at the end of 2009, primarily foreign securities (42%, compared with 6% at the end of 2004) and government securities (40%). Investments in debt securities increased by 20% or EUR 1.4 billion during 2009, and by 23% over the observation period. The increase in 2009 was the result of an increase in investments in government debt securities (of EUR 1.3 billion) and bank debt securities (of EUR 0.4 billion), while investments in foreign debt securities declined (by EUR 0.3 billion). Banks held EUR 1.8 billion of claims from central bank bills at the end of 2006, but the introduction of the euro in 2007 meant that they were replaced by investments in foreign debt securities.

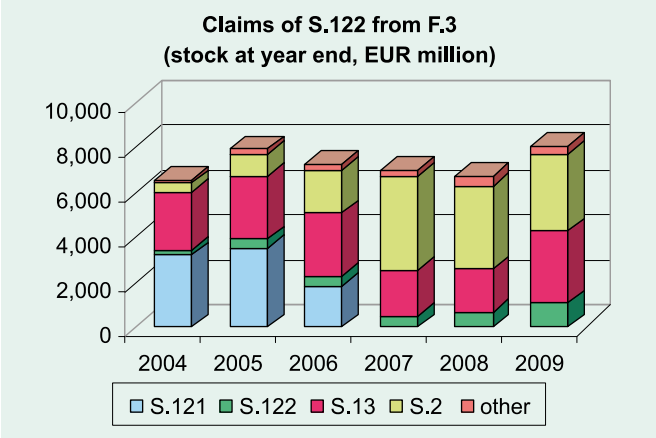

Banks held EUR 4.9 billion of **currency and deposits** at the end of 2009, of which 59% was with the rest of the world (compared with 43% at the end of 2004), 30% was with the central bank (compared with 43% at the end of 2004), and 10% with domestic banks (compared with 14% at the end of 2004). Currency and deposits increased by 22% or EUR 0.9 billion during 2009, and by 71% or EUR 2 billion over the observation period. Deposits in the rest of the world increased by EUR 0.5 billion in 2009 (having declined by EUR 0.6 billion in 2008), as well as deposits with the central bank and with domestic banks.

The **liabilities** of banks stood at EUR 51.5 billion at the end of 2009, up 9% or EUR 4.3 billion on the end of 2008, and up 119% or EUR 28 billion over the observation period. The most important source of fund-

ing at the end of 2009 was deposits received (60%), followed by loans (23%), equity (8%) and issued debt securities (8%).

The stock of **deposits** at banks stood at EUR 30.9 billion at the end of 2009, up 9% or EUR 2.4 billion during 2009, and up 92% or EUR 14.8 billion over the observation period. The largest part of deposits at banks at the end of 2009 were held by households (45%, compared with 61% at the end of 2004), followed by the rest of the world (17%, compared with 9% at the end of 2004) and non-financial corporations (12%, compared with 16% at the end of 2004). The largest increases in deposits in 2009 were recorded by the general government sector (by EUR 2.1 billion), the central bank (by EUR 0.9 billion, for increased liquidity injection into the banking system), and households (by EUR 0.6 billion), while deposits by the rest of the world declined (by EUR 1.4 billion).

Liabilities of S.122 to S.14 from F.2
(quarterly transactions, EUR million)

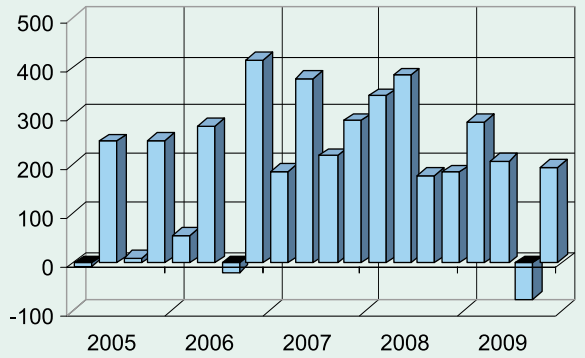

Banks' liabilities from **loans** totalled EUR 11.7 billion at the end of 2009, down 6% or EUR 0.8 billion during 2009, but up 234% or EUR 8.2 billion over the observation period. Loans raised in the rest of the world accounted for the majority of banks' loans at the end of 2009 (79%, compared with 90% at the end of 2004), having declined sharply in 2009 (by EUR 1.6 billion). The proportion accounted for by intra-sectoral borrowing also increased after the final quarter of 2008 (to 21% at the end of 2009, compared with 13% at the end of 2008).

The rest of the world is the most important source of funding for banks, primarily via deposits and loans. Funding from the rest of the world in 2008 was just 32% of that recorded in 2007. Borrowing in the rest of the world having become limited and more expensive for banks, between the middle of 2008 and the end of 2009 borrowing via deposits and loans from the rest of the world declined by EUR 4 billion, and was replaced by collateralised borrowing at the Eurosystem (EUR 2 billion), government deposits (EUR 2.1 billion) and issues of government-guaranteed bonds in the rest of the world (EUR 2.1 billion).

Liabilities of S.122 to S.2 from F.2 and F.4
(quarterly transactions, EUR million)

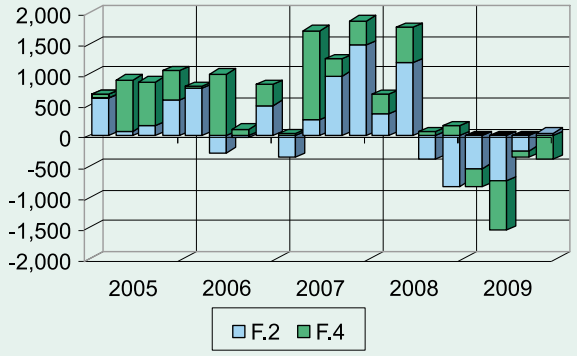

Banks had EUR 4.3 billion of liabilities from **shares and other equity** at the end of 2009, up 11% in 2009, and up 91% or EUR 2.1 billion over the observation period. Liabilities from shares increased by EUR 0.4 billion in 2009 (EUR 0.2 billion from revaluation, mostly in the first quarter). The largest holder of equity in banks at the end of 2009 was the rest of the world, which accounted for 35% of the total (compared with 28% at the end of 2004), followed by the general government sector (27%, compared with 32% at the end of 2004) and non-financial corporations (20%).

Banks' liabilities from issued **debt securities** totalled EUR 4.3 billion at the end of 2009, up 101% or EUR 2.1 billion during 2009, and up 196% or EUR 2.8 billion over the observation period. The increase of EUR 2.3 billion in long-term debt securities was the result of new eurobond issues, EUR 1.7 billion of which were purchased by non-residents. The largest investors in debt securities at the end of 2009 were the rest of the world (53%, compared with 16% at the end of 2004), banks (25%, compared with 18% at the end of 2004), and insurance corporations and pension funds (12%, compared with 22% at the end of 2004).

Banks' **surplus of financial assets over liabilities** stood at EUR 1.5 billion at the end of 2009. The largest surplus was vis-à-vis non-financial corporations (EUR 17.3 billion), while the largest deficits were vis-à-vis the rest of the world (EUR 8.2 billion) and households (EUR 5.8 billion).

Banks' intra-sectoral financial claims and liabilities totalled EUR 4.2 billion at the end of 2009, equivalent to 8% of their total financial assets/liabilities.

Because the figures for the central banks and other monetary financial institutions are not separated in the financial accounts of the euro area, the comparison between Slovenia and the euro area overall has been made at the level of **monetary financial institutions (S.121 and S.122)**.

Monetary financial institutions in Slovenia held EUR 63 billion of financial assets and EUR 60.8 billion of liabilities at the end of 2009, accounting for 27% of total financial assets and 26% of total liabilities in the financial accounts of Slovenia. In the euro area the proportions accounted for by monetary financial institutions were 31% of financial assets and 30% of liabilities.

The financial assets of monetary financial institutions in Slovenia were equivalent to 178% of GDP (compared with 361% in the euro area), while the liabilities were equivalent to 172% of GDP (compared with 352% in the euro area), an indication of the smaller depth of financial intermediation in Slovenia.

The proportion of financial corporations' total financial assets accounted for by monetary financial institutions is 79% in Slovenia, compared with 62% in the euro area, an indication of the greater relative importance of monetary financial institutions in Slovenia.

In Slovenia monetary financial institutions held their largest investments in loans (60% of the total), debt securities (20%), and currency and deposits (16%), while their largest liabilities were for currency and deposits (65%), loans (19%), shares and other equity (8%) and debt securities (7%). In the euro area overall monetary financial institutions held their largest investments in loans (39%), currency and deposits (29%), debt securities (21%), and shares and other equity (6%), while their largest liabilities were for currency and deposits (70% of the total)[4], debt securities (17%), and shares and other equity (9%).

The comparison with the euro area reveals that monetary financial institutions in Slovenia had a larger proportion of loans and a smaller proportion of deposits on the claim side, and a larger proportion of loans in favour of smaller proportions of debt securities and of currency and deposits on the liability side.

S.123 + S.124 Other financial intermediaries and financial auxiliaries

(EUR million)	Code	2004	2005	2006	2007	2008	2009
I. FINANCIAL ASSETS		6,180	7,127	8,968	11,883	9,702	9,549
Currency and deposits	F.2	571	494	576	723	409	392
Securities other than shares	F.3	435	472	430	371	285	256
Loans	F.4	1,765	2,883	3,676	4,277	5,223	5,173
Shares and other equity	F.5	3,094	2,926	3,690	5,711	3,191	3,111
II. LIABILITIES		5,592	6,961	9,200	11,776	10,575	10,244
Loans	F.4	2,667	3,763	4,874	5,659	6,922	6,735
Shares and other equity	F.5	2,679	2,827	3,874	5,704	3,312	3,183
III. NET FINANCIAL ASSETS		588	166	-231	106	-873	-695

In the financial accounts of Slovenia other financial intermediaries accounted for 4% of total financial assets and 4% of total liabilities at the end of 2009. The financial assets of other financial intermediaries were equivalent to 27% of GDP, while the liabilities were equivalent to 29% of GDP.

In the financial accounts of the euro area other financial intermediaries accounted for 12% of total financial assets and 12% of total liabilities at the end of 2009. The financial assets of other financial intermediaries were equivalent to 145% of GDP, while the liabilities were equivalent to 144% of GDP.

The proportion of financial corporations' total financial assets accounted for by other financial intermediaries stood at 12% in Slovenia and 25% in the euro area at the end of 2009.

The sector of other financial intermediaries[5] primarily comprises investment funds, leasing companies and brokerage houses. There were 128 mutual funds, four investment companies and 11 brokerage houses in Slovenia at the end of 2009.

The **financial assets** of other financial intermediaries totalled EUR 9.5 billion at the end of 2009, down 2% or EUR 0.2 billion on the end of 2008, but up 55% or EUR 3.4 billion over the observation period. The largest claims at the end of 2009 were against non-financial corporations (51%), the rest of the world (21%) and households (15%).

Other financial intermediaries' **loans** granted stood at EUR 5.2 billion at the end of 2009, having remained at their level from the end of 2008. They increased by 193% or EUR 3.4 billion over the observation period, the proportion of other financial intermediaries' total assets that they account for increasing from 29% to 54%. At the end of 2009 the largest proportions of loans granted were accounted for by non-financial corporations (61%, compared with 56% at the end of 2004), households (24%, compared with 30% at the end of 2004), and the rest of the world (11%, compared with 3% at the end of 2004); the loans were primarily granted by leasing companies. The largest increases in loans were recorded in 2007 (by EUR 1.2 billion) and 2008 (by EUR 1 billion), although a slowdown in lending activity was already evident in the second half of 2008, the slowdown intensifying sharply in 2009 (when the increase was EUR 0.1 billion).

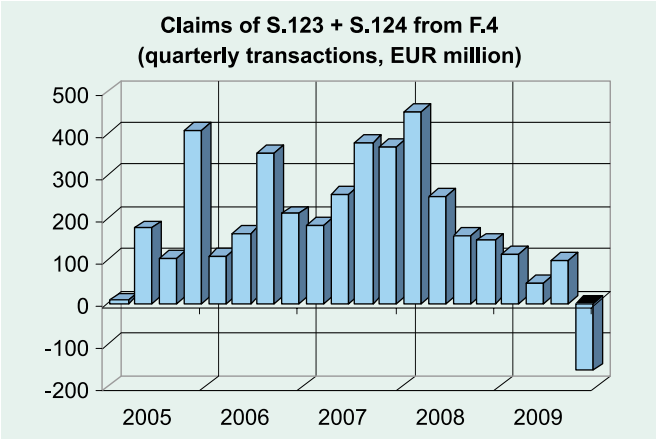

Investments in **shares and other equity** stood at EUR 3.1 billion at the end of 2009, having remained at their level from the end of 2008. The proportion of investments accounted for by shares and other equity declined from 50% to 33% over the observation period, whereby the proportion accounted for by non-financial corporations declined (from 79% to 43%) and the proportion accounted for by the rest of the world increased (from 10% to 40%). These were largely investments by investment funds, which depended strongly on developments on the financial markets. The largest increase in the investments of other

4) In the financial accounts of the euro area monetary financial institutions' liabilities from loans are disclosed among deposits.
5) The term used in this section for S.123 + S.124 is other financial intermediaries.

financial intermediaries was recorded in 2007, at EUR 2 billion (EUR 0.5 billion of net purchases and EUR 1.5 billion of positive revaluation changes), which was followed in 2008 by a decline of EUR 2.5 billion (as a result of EUR 2.7 billion of negative revaluation changes).

The proportion of other financial intermediaries' total financial assets accounted for by investments in **deposits** and **debt securities** together amounted to just 7% at the end of 2009, as equity funds are prevalent in the investment fund sector in Slovenia.

The largest holdings of financial assets of other financial intermediaries in the **euro area** were in the form of shares and other equity (40%), loans (25%), debt securities (19%), and currency and deposits (15%). Compared with the euro area, other financial intermediaries in Slovenia held a larger proportion of their financial assets in the form of loans, and smaller proportions in the form of debt securities, currency and deposits, and shares and other equity.

The total **liabilities** of other financial intermediaries stood at EUR 10.2 billion at the end of 2009, down 3% or EUR 0.3 billion on the end of 2008, but up 83% or EUR 4.7 billion over the observation period. The rest of the world accounted for 43% of total liabilities at the end of 2009, domestic banks for 25% and households for 14%.

Loans taken by other financial intermediaries totalled EUR 6.7 billion at the end of 2009, down 3% or EUR 0.2 billion on the end of 2008, but up 153% or EUR 4.1 billion over the observation period. The proportion of other financial intermediaries' liabilities accounted for by loans increased from 48% to 66% over the observation period. At the end of 2009 the stock of loans taken had come primarily from the rest of the world (60%, compared with 74% at the end of 2004) and domestic banks (35%, compared with 17%), these consisting to a great extent of loans taken by leasing companies. The largest increases in borrowing were recorded in 2007 (by EUR 1.5 billion) and 2008 (by EUR 1.3 billion), although a slowdown in borrowing was already evident in the second half of 2008, the slowdown intensifying sharply in 2009 (when there was a decline of EUR 0.1 billion).

Shares and other equity accounted for EUR 3.2 billion or 31% of other financial intermediaries' liabilities at the end of 2009, of which 42% was to households (compared with 54% at the end of 2004), 16% to insurance corporations and pension funds (compared with 6% at the end of 2004), 14% to non-financial corporations (compared with 18% at the end of 2004), 12% to the rest of the world (compared with 6% at the end of 2004), and 8% to other financial intermediaries.

The most important item in equity was mutual funds shares (65% of the total at the end of 2009), which increased from EUR 1.9 billion at the end of 2004 to EUR 2.1 billion at the end of 2009 as a result of net inflows into mutual funds (EUR 0.4 billion) and negative returns (EUR 0.2 billion). The largest increase was recorded in 2007, at EUR 1.3 billion, of which EUR 0.5 billion came from net inflows, while the largest decrease was recorded in 2008, at EUR 2.2 billion, EUR 0.3 billion of which was the result of net outflows. The value increased by EUR 0.4 billion in 2009, primarily as a result of positive revaluation changes, as net inflows amounted to just EUR 22 million. The largest liabilities from mutual funds shares at the end of 2009 were to households (56%, compared with 65% at the end of 2004), insurance corporations and pension funds (23%, compared with 6% at the end of 2004) and non-financial corporations (9%, compared with 15% at the end of 2004).

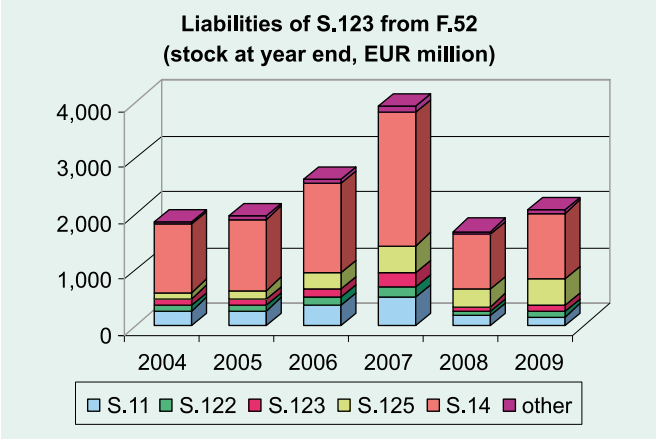

In the **euro area** other financial intermediaries' largest liabilities at the end of 2009 were from shares and other equity (55%), loans (22%) and debt securities (21%). Compared with the euro area, other financial intermediaries in Slovenia held a larger proportion of their liabilities in the form of loans, and smaller proportions in the form of shares and other equity and debt securities.

Other financial intermediaries' **deficit of financial assets relative to liabilities** stood at EUR 0.7 billion at the end of 2009. The largest deficits were vis-à-vis the rest of the world (EUR 2.5 billion) and domestic banks (EUR 2 billion), while the largest surplus was vis-à-vis non-financial corporations (EUR 4 billion).

Other financial intermediaries' intra-sectoral financial claims and liabilities totalled EUR 0.3 billion at the end of 2009, equivalent to 4% of their total financial assets and 3% of their total liabilities.

S.125 Insurance corporations and pension funds

	Code	2004	2005	2006	2007	2008	2009
(EUR million)							
I. FINANCIAL ASSETS		3,761	3,898	4,858	5,951	5,861	6,703
Currency and deposits	F.2	425	387	412	529	701	739
Securities other than shares	F.3	1,913	2,374	2,816	3,140	3,260	3,701
Shares and other equity	F.5	619	743	1,208	1,824	1,345	1,634
Insurance technical reserves	F.6	172	170	191	162	217	218
II. LIABILITIES		3,996	4,033	5,098	6,028	5,925	6,974
Shares and other equity	F.5	1,010	1,048	1,591	2,043	1,604	2,087
Insurance technical reserves	F.6	2,391	2,805	3,333	3,726	3,997	4,605
III. NET FINANCIAL ASSETS		-236	-135	-240	-77	-64	-271

Insurance corporations and pension funds accounted for 3% of total financial assets (and liabilities) in the financial accounts of Slovenia at the end of 2009, compared with 6% in the euro area overall. The financial assets of insurance corporations and pension funds were equivalent to 19% of GDP in Slovenia, compared with 72% of GDP in the euro area. The proportion of the total financial assets of financial corporations accounted for by insurance corporations and pension funds stood at 8% in Slovenia, compared with 12% in the euro area.

At the end of 2009 there were 15 insurance corporations, two reinsurance corporations, three pension companies and seven mutual pension funds in Slovenia. High concentration is a feature of the Slovenian insurance market, the largest insurance corporation holding a market share of 38% in terms of gross written premium at the end of 2009, and the three largest insurance corporations a market share of 65%. Providers of voluntary supplementary pension insurance are pension companies, mutual pension funds and insurance corporations that hold an authorisation to provide life insurance services.

The **financial assets** of insurance corporations and pension funds totalled EUR 6.7 billion at the end of 2009, up 14% or EUR 0.8 billion during 2009, and up 78% or EUR 2.9 billion over the observation period. At the end of 2009 domestic financial corporations accounted for 35% of their claims, the rest of the world for 32% and the general government sector for 23%.

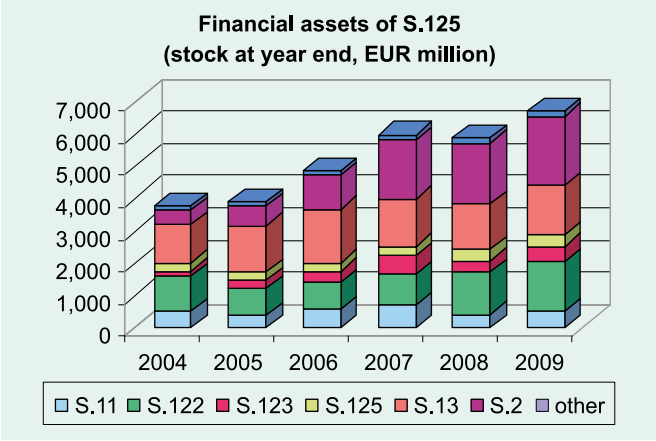

Insurance corporations and pension funds maintain a conservative investment policy. At the end of 2009 they held EUR 3.7 billion of their investments, 55% of the total, in **debt securities**, mostly foreign securities (41%, compared with 18% at the end of 2004), government securities (40%, compared with 62% at the end of 2004), and bank debt securities (14%). This figure was up EUR 0.4 billion during 2009, and up EUR 1.8 billion over the entire observation period.

Insurance corporations and pension funds held EUR 1.6 billion in investments in **shares and other equity** at the end of 2009, up EUR 1 billion over the observation period, as a result of net purchases. The proportion of financial assets that they account for increased from 16% in 2004 to 31% in 2007, before declining to 23% by the end of 2008 as a result of negative returns, and remaining at that level in 2009. Foreign shares and other equity accounted for the largest proportion of these investments at the end of 2009 (35%, compared with 10% at the end of 2004), followed by other financial intermediaries (30%, compared with 25% at the end of 2004) and non-financial corporations (17%, compared with 44% at the end of 2004).

The largest holdings of financial assets of insurance corporations and pension funds in the **euro area** were in the form of debt securities (38%), shares and other equity (35%), and currency and deposits (13%). Compared with the euro area, insurance corporations and pension funds in Slovenia held a larger proportion of their financial assets in the form of debt securities, and a smaller proportion in the form of shares and other equity.

Insurance corporations and pension funds held **liabilities** of EUR 7 billion at the end of 2009, up 18% or EUR 1 billion on the end of 2008, and up 75% or EUR 3 billion over the observation period. The largest liabilities at the end of 2009 were to households (70%) and non-financial corporations (10%).

Insurance technical reserves accounted for the largest proportion of their liabilities. They were up 93% or EUR 2.2 billion over the observation period, to reach EUR 4.6 billion at the end of 2009, accounting for 66% of total liabilities, of which 83% was to households and 10% was to non-financial corporations. Life insurance reserves accounted for 43% of insurance technical reserves at the end of 2009 (compared with 37% at the end of 2004), pension fund reserves for 24% (compared with 16% at the end of 2004), and other technical reserves for 33% (compared with 47% at the end of 2004).

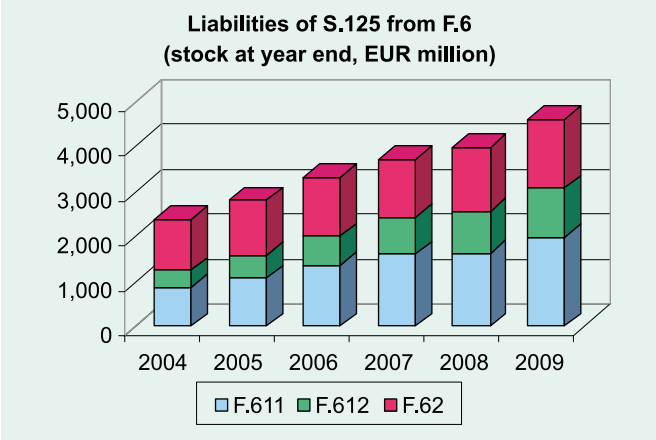

The liabilities of insurance corporations and pension funds from **shares and other equity** amounted to EUR 2.1 billion at the end of 2009, up EUR 0.5 billion in 2009 (of which 60% was a result of higher valuation), and up 107% or EUR 1.1 billion over the observation period.

Of these liabilities, mutual pension funds' liabilities (all to households) totalled EUR 0.9 billion at the end of 2009, up 25% or EUR 0.2 billion in 2009 (primarily as a result of net inflows), and up 192% over the observation period.

The largest holder of equity in insurance corporations and pension companies at the end of 2009 was the general government sector (34%, compared with 56% at the end of 2004), followed by non-financial corporations (18%, compared with 12% at the end of 2004), the rest of the world (13%, compared with 8% at the end of 2004), insurance corporations and pension funds (11%), households (10%) and banks (10%).

In the **euro area** overall the largest liabilities of insurance corporations and pension funds were from insurance technical reserves (85%) and shares and other equity (8%). Compared with the euro area, insurance corporations and pension funds in Slovenia held a larger proportion of their liabilities in the form or shares and other equity, and a smaller proportion in the form of insurance technical reserves.

The insurance corporations and pension funds sector had intra-sectoral financial claims and liabilities totalling EUR 0.4 billion at the end of 2009, equivalent to 5% of its total financial assets and liabilities.

It should be noted that at the end of 2009 the **financial assets of financial corporations** (S.12) in Slovenia (equivalent to 224% of GDP) were much lower in relative terms than those in the euro area overall (578% of GDP), having reached a relative proportion just 39% of that in the euro area (49% for monetary financial institutions, 26% for insurance corporations and pension funds and 19% for other financial intermediaries), an indication of the smaller depth of financial intermediation and financial markets in Slovenia.

S.13 General government

(EUR million)	Code	2004	2005	2006	2007	2008	2009
I. FINANCIAL ASSETS		14,902	15,473	17,262	22,433	17,319	21,081
Central government	S.1311	12,099	12,547	14,038	18,183	14,265	18,043
Local government	S.1313	1,122	1,145	1,030	1,121	1,124	1,198
Social security funds	S.1314	1,681	1,781	2,194	3,129	1,929	1,840
II. LIABILITIES		12,272	13,021	14,179	16,340	15,194	21,065
Central government	S.1311	10,289	11,216	12,040	13,313	12,930	18,622
Local government	S.1313	479	482	503	593	827	1,046
Social security funds	S.1314	1,504	1,323	1,636	2,434	1,437	1,397
III. NET FINANCIAL ASSETS		2,630	2,452	3,083	6,093	2,125	16

In the financial accounts of Slovenia the general government accounted for 9% of total financial assets and 9% of total liabilities at the end of 2009. The general government's financial assets and liabilities were equivalent to 60% of GDP.

In the financial accounts of the euro area the general government accounted for 3% of total financial assets and 8% of total liabilities. The general government's financial assets were equivalent to 38% of GDP, while its liabilities were equivalent to 92% of GDP in the euro area.

The general government sector consists of central government, local government and social security funds.

The central government accounted for 86% of the general government's financial assets and 88% of its liabilities at the end of 2009, local government for 6% and 5% respectively, and social security funds for 9% and 7% respectively.

(EUR million)	Code	2004	2005	2006	2007	2008	2009
I. FINANCIAL ASSETS		14,902	15,473	17,262	22,433	17,319	21,081
Currency and deposits	F.2	1,395	1,258	1,592	1,978	2,280	4,336
Loans	F.4	568	878	820	1,575	1,616	3,377
Shares and other equity	F.5	8,882	9,043	11,624	14,877	9,751	10,093
Other accounts receivable	F.7	3,575	3,765	2,703	3,450	3,188	2,839
II. LIABILITIES		12,272	13,021	14,179	16,340	15,194	21,065
Securities other than shares	F.3	7,051	7,198	7,665	7,121	7,512	12,090
Loans	F.4	1,245	1,647	1,476	2,171	2,046	4,187
Shares and other equity	F.5	1,204	1,230	2,362	3,559	1,941	1,531
Other accounts payable	F.7	2,761	2,931	2,661	3,449	3,653	3,217
III. NET FINANCIAL ASSETS		2,630	2,452	3,083	6,093	2,125	16

The general government's **financial assets** amounted to EUR 21.1 billion at the end of 2009, up 41% or EUR 6.2 billion over the observation period. In 2008 financial assets declined to their level at the end of 2006, but then increased by 22% or EUR 3.8 billion in 2009. The general government's largest claims at the end of 2009 were against non-financial corporations (37% of the total), intra-sectoral (26%) and against banks (26%).

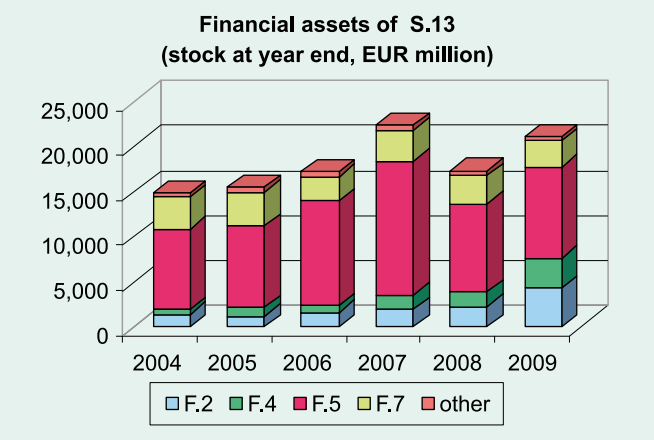

The general government held financial assets of EUR 10.1 billion (48% of the total) in the form of **shares and other equity at the end of 2009**, up 14% or EUR 1.2 billion over the observation period, the largest increase being recorded in 2007 (EUR 0.8 billion of net sales and EUR 4.1 billion of positive revaluation changes), which was followed by a decline in 2008 (by EUR 5.1 billion, primarily as a result of negative revaluation changes). The investments were up 4% or EUR 0.3 billion in 2009 (EUR 0.15 billion of net purchases). The proportion of the total accounted for by investments in shares and other equity ranged between 48% and 67%. The largest of the general government's investments at the end of 2009 were in non-financial corporations (59%, compared with 68% at the end of 2004), followed by the general government sector (15%, compared with a high of 24% at the end of 2007, relating to shares in Slovene Compensation Fund (SOD) and Pension Fund Management (KAD)) and banks (12%, compared with a low of 6% at the end of 2006).

The general government sector's claims from **currency and deposits** amounted to EUR 4.3 billion at the end of 2009, equivalent to 21% of its total financial assets. This figure was up 90% or EUR 2.1 billion in 2009, and up 211% or EUR 2.9 billion over the observation period. Domestic banks accounted for 91% of these claims at the end of 2009, and the central bank for 9%.

Claims from **loans** stood at EUR 3.4 billion at the end of 2009 (16% of total financial assets), up EUR 2.8 billion over the observation period, the largest increase being recorded in 2009 (by EUR 1.8 billion). The largest proportions of the general government sector's claims from loans at the end of 2009 were intra-sectoral (92%, compared with 38% at the end of 2004) and against non-financial corporations (4%, compared with 46% at the end of 2004).

Other accounts receivable amounted to EUR 2.8 billion, or 13% of total financial assets at the end of 2009, down 21% or EUR 0.7 billion over the observation period. The majority (82%) of other accounts receivable at the end of 2009 consisted of other claims, which include claims from tax and social contributions, of which 59% were against non-financial corporations and 17% against the general government sector.

In the **euro area** overall the general government sector held the largest proportions of its financial assets at the end of 2009 in the form of shares and other equity (38%), currency and deposits (19%), other accounts receivable (19%), loans (13%) and debt securities (11%). Compared with the euro area, the general government sector in Slovenia held a larger proportion of its investments in shares and other equity and a smaller proportion in debt securities.

The general government's **liabilities** stood at EUR 21.1 billion at the end of 2009, up 72% or EUR 8.8 billion over the observation period, the largest increase being recorded in 2009 (by 39% or EUR 5.9 billion). The general government's largest liabilities at the end of 2009 were to the rest of the world (34% of the total), followed by intra-sectoral (26%), to banks (19%) and to non-financial corporations (9%).

The heaviest borrowing by the general government was via issues of **debt securities**, the stock of which exceeded EUR 12.1 billion or 57% of its total liabilities at the end of 2009, up 61% or EUR 4.6 billion on the end of 2008, and up 71% or EUR 5 billion over the observation period. The proportion of total liabilities accounted for by debt securities fluctuated between 44% and 57% during the observation period. The largest holders of government securities at the end of 2009 were the rest of the world (54%, compared with a low of 24% at the end of 2005), banks (27%, compared with a high of 39% at the end of 2005), and insurance corporations and pension funds (12%, compared with a high of 21% at the end of 2006).

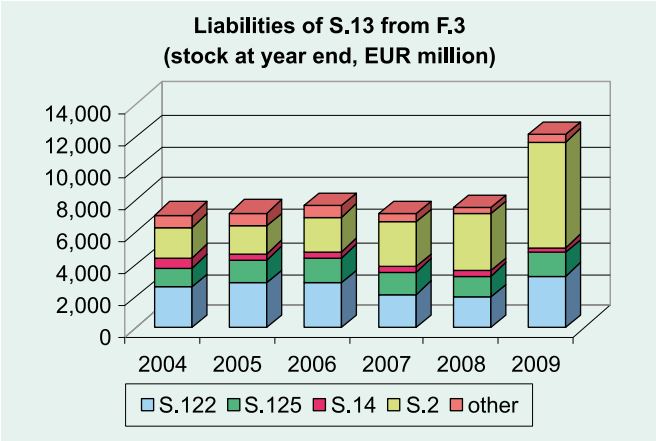

Liabilities from **loans** stood at EUR 4.2 billion at the end of 2009, or 20% of total liabilities, up EUR 3 billion over the observation period, primarily within the sector, the largest increase of EUR 2.1 billion being recorded in 2009. The largest proportion of liabilities from loans at the end of 2009 were intra-sectoral (74%, compared with 17% at the end of 2004), followed by liabilities to banks (18%, compared with 42% at the end of 2004) and to the rest of the world (4%, compared with 31% at the end of 2004).

The general government sector held EUR 3.2 billion of **other accounts payable** at the end of 2009 (15% of its total liabilities), down 12% or EUR 0.4 billion in 2009, and up 17% or EUR 0.5 billion over the observation period. Liabilities from trade credits and advances accounted for 36% of other accounts payable at the end of 2009, in particular those to non-financial corporations (42%, compared with 69% at the end of 2004) and the rest of the world (31%, compared with 15% at the end of 2004). Other liabilities (including those from taxes and social contributions) accounted for 64% of other accounts payable, and were primarily to non-financial corporations (58%) and the general government (19%).

The general government's liabilities from **shares and other equity** amounted to EUR 1.5 billion at the end of 2009, or 7% of total liabilities. These consisted primarily of KAD and SOD liabilities to the government. The liabilities increased by EUR 0.3 billion over the observation period as a result of the revaluation of their investments (an increase of EUR 2.3 billion in 2006 and 2007 and a decline of EUR 2 billion in 2008 and 2009).

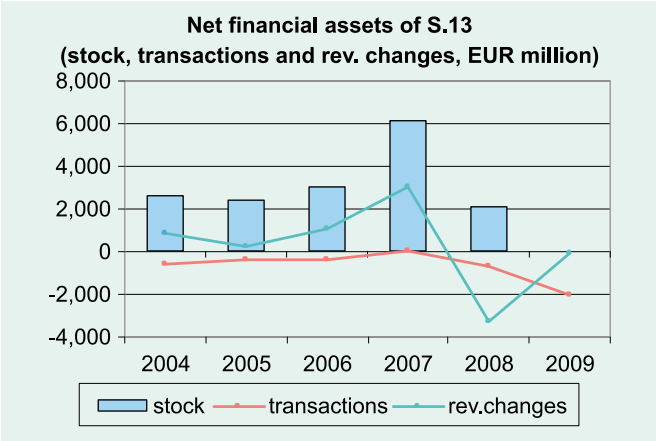

In the **euro area** overall the general government's largest liabilities were from debt securities (75% of the total) and loans (16%). Compared with the euro area, the general government sector in Slovenia held a larger proportion of its liabilities in the form of other accounts

payable and shares and other equity, and a smaller proportion in the form of debt securities.

The general government sector's intra-sectoral claims and liabilities amounted to EUR 5.4 billion at the end of 2009, equivalent to 26% of its total financial assets and 26% of its total liabilities.

The general government sector recorded a **surplus of financial assets over liabilities** over the observation period. The surplus stood at just EUR 16 million at the end of 2009, down EUR 2.6 billion on the end of 2004. The largest increase was recorded in 2007, by EUR 3 billion, which was followed by a decline by EUR 6.1 billion in 2008 and 2009. The general government sector recorded a **deficit in transactions** over the observation period other than in 2007, the deficit amounted to EUR 2.1 billion in 2009.

The **net financial position** of the general government sector in Slovenia deteriorated from 10% of GDP at the end of 2004 to 0% of GDP at the end of 2009. A major factor in this deterioration was the general government's investments in shares and other equity (the general government's financial surplus stood at 18% of GDP at the end of 2007). Over the same period the net financial position of the general government sector in the euro area deteriorated from -51% of GDP to -53% of GDP. The difference in the net financial position is the result of the higher financial assets and lower liabilities of the general government sector in Slovenia. The ratio of general government debt (general government liabilities other than those from capital) to GDP stood at 55% in Slovenia, compared with 91% in the euro area overall. The ratio of the debt to the general government sector's financial assets stood at 93% in Slovenia, and 240% in the euro area overall. The aforementioned figures indicate that the financial position and indebtedness of the general government sector in Slovenia are more favourable than in the euro area overall.

A public debt of no more than 60% of GDP and a general government deficit of no more than 3% of GDP are two of the Maastricht convergence criteria applying to the general government sector. The consolidated general government debt, which includes liabilities from currency and deposits, debt securities and loans, amounted to EUR 13.1 billion or 37% of GDP in Slovenia at the end of 2009 (compared with 29% of GDP at the end of 2004), while the general government deficit stood at 5.8% of GDP. The consolidated general government debt in the euro area stood at 79% of GDP at the end of 2009, and was lowest in Luxembourg (15% of GDP) and highest in Italy (116% of GDP). The general government deficit in the euro area in 2009 stood at 6.3% of GDP, and was lowest in Luxembourg (0.7% of GDP) and highest in Ireland (14.3% of GDP).[6)]

S.14 Households

(EUR million)	Code	2004	2005	2006	2007	2008	2009
I. FINANCIAL ASSETS		25,673	27,824	31,508	36,877	36,295	39,266
Currency and deposits	F.2	12,807	14,011	15,228	16,887	19,177	20,554
Securities other than shares	F.3	741	468	459	444	436	445
Shares and other equity	F.5	8,234	8,645	10,497	13,621	10,298	11,301
Insurance technical reserves	F.6	1,867	2,280	2,746	3,167	3,390	3,912
Other accounts receivable	F.7	1,407	1,547	1,751	1,914	2,094	2,121
II. LIABILITIES		5,666	6,772	8,004	9,940	11,070	11,636
Loans	F.4	3,965	4,432	5,417	6,714	8,537	9,609
Other accounts payable	F.7	1,255	1,233	1,355	1,290	1,403	1,461
III. NET FINANCIAL ASSETS		20,007	21,052	23,504	26,938	25,225	27,630

In the financial accounts of Slovenia households accounted for 17% of total financial assets and 5% of total liabilities at the end of 2009. The financial assets of households were equivalent to 111% of GDP, while the liabilities were equivalent to 33% of GDP.

In the euro area overall households accounted for 17% of total financial assets and 6% of total liabilities at the end of 2009. The financial assets of households were equivalent to 203% of GDP, while the liabilities were equivalent to 73% of GDP.

The **financial assets** of households stood at EUR 39.3 billion at the end of 2009, up 8% or EUR 3 billion on the end of 2008, and up 53% or EUR 13.6 billion over the observation period. Banks accounted for 36% of households' claims at the end of 2009, non-financial corporations for 28%, insurance corporations and pension funds for 13% and the rest of the world for 10%.

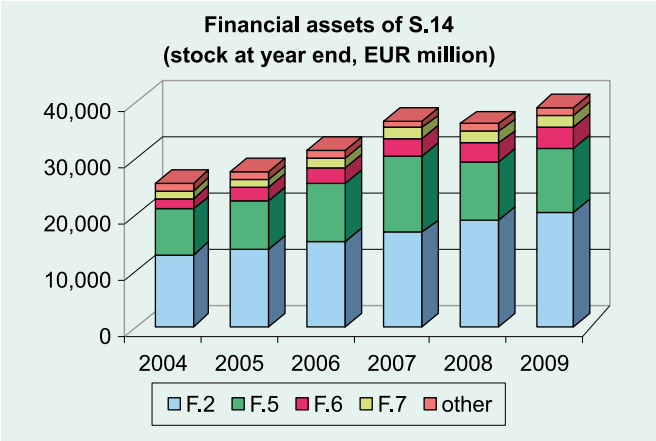

Households held EUR 20.6 billion of **currency and deposits** at the end of 2009, 52% of their total financial assets, of which currency accounted for 29% (compared with 19% at the end of 2004), and deposits for 71%.

6) The public debt and general government deficit figures for the euro area used in the analysis are those published by Eurostat.

Claims from **currency** stood at EUR 5.9 billion at the end of 2009, up EUR 0.9 billion on the end of 2008, and up EUR 3.4 billion over the observation period, an average increase of 19% each year. The proportion of households' financial assets accounted for by currency increased from 10% at the end of 2004 to 15% at the end of 2009.

Claims from **deposits** stood at EUR 14.7 billion at the end of 2009, 37% of households' total financial assets, up 42% or EUR 4.3 billion over the observation period, an average increase of 7% each year. The largest increases in deposits were recorded in 2007 and 2008 (by EUR 1.1 billion and EUR 1.2 billion respectively). The increase in 2009 was EUR 0.4 billion, the smallest in the observation period. The proportion of financial assets accounted for by deposits ranged from 35% to 40% over the observation period. The majority of households' deposits were held with domestic banks (96%).

Households held financial assets of EUR 11.3 billion (29% of the total) in the form of **shares and other equity** at the end of 2009. These investments declined by EUR 3.3 billion in 2008 as a result of revaluation changes, but increased by EUR 1 billion in 2009. The figure was up EUR 3.1 billion over the observation period, the largest increase being recorded in 2007. Households made net purchases of EUR 1.3 billion over the observation period, increasing their investments in mutual pension funds (by EUR 0.6 billion), other equity (by EUR 0.4 billion) and domestic and foreign mutual funds (by EUR 0.3 billion). Non-financial corporations accounted for 74% of households' investments at the end of 2009 (compared with a low of 66% at the end of 2007), investment funds for 11% (compared with a high of 19% at the end of 2007), mutual pension funds for 9% and the rest of the world for 4%.

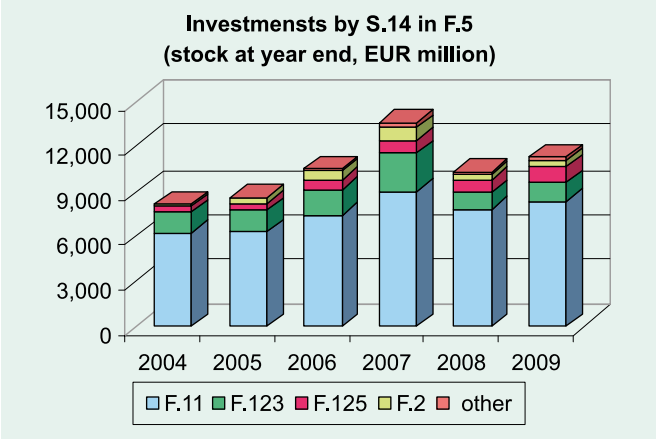

Insurance technical reserves accounted for 10% of total households' financial assets, and stood at EUR 3.9 billion at the end of 2009, up EUR 0.5 billion on 2008, and up EUR 2 billion over the observation period. Life insurance reserves accounted for 53% of total insurance technical reserves at the end of 2009, pension fund reserves for 28% and other technical reserves for 19%. Households' claims were primarily against domestic insurance corporations and pension companies (98%).

Other accounts receivable amounted to EUR 2.1 billion or 5% of total financial assets at the end of 2009, up EUR 0.7 billion over the observation period. The majority of households' other accounts receivable comprised claims against non-financial corporations (78%) and the general government sector (14%).

In the **euro area** overall households held the largest proportions of their financial assets at the end of 2009 in the form of currency and deposits (35%), insurance technical reserves (30%), shares and other equity (23%) and debt securities (8%). Compared with the euro area, households in Slovenia held larger proportions of their investments in currency and deposits and in shares and other equity, and smaller proportions in insurance technical reserves and debt securities.

Households' **liabilities** stood at EUR 11.6 billion at the end of 2009, up 105% or EUR 6 billion over the observation period, the largest increase being recorded in 2007 (by EUR 1.9 billion) and the smallest increase in 2009 (by EUR 0.6 billion). At the end of 2009 banks accounted for 73% of households' liabilities, other financial intermediaries for 12% and non-financial corporations for 11%.

Loans taken amounted to EUR 10.2 billion at the end of 2009, accounting for 88% of all household liabilities (compared with 78% at the end of 2004). The figure was up EUR 0.6 billion on the end of 2008, and up 130% or EUR 5.8 billion over the observation period, an average of 18% each year, the largest increase being recorded in 2007 (by EUR 1.8 billion). Domestic banks (83%, compared with 77% at the end of 2004) and other financial intermediaries (12%) accounted for the majority of households' loans taken at the end of 2009, of which 86% was in the form of long-term loans.

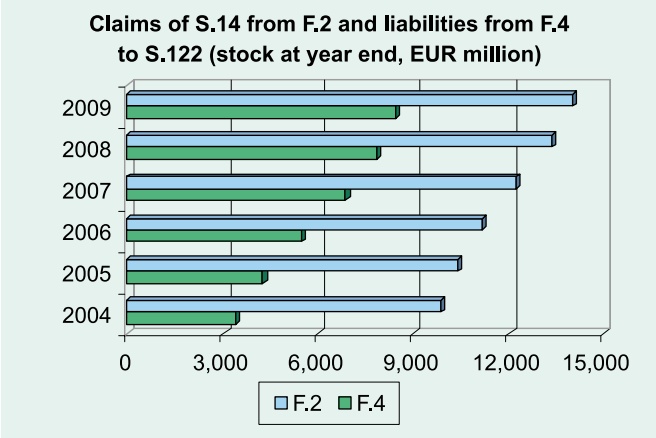

Loans taken from banks increased by EUR 4.4 billion between the end of 2004 and the end of 2008, while deposits at banks increased by EUR 3.5 billion. The loans taken and deposits at banks increased by just EUR 0.6 billion in 2009.

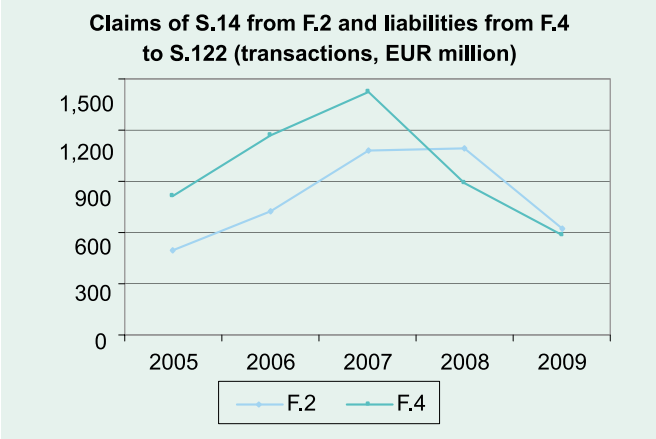

Households' **other accounts payable** amounted to EUR 1.4 billion at the end of 2009, or 12% of their total liabilities, up EUR 0.2 billion over the observation period. Non-financial corporations (64%) and the general government sector (14%) accounted for the largest proportions of households' other accounts payable at the end of 2009.

In the **euro area** overall loans accounted for the largest proportion (90%) of households' liabilities, as in Slovenia.

Households recorded a **surplus of financial assets over liabilities** over the observation period. After declining by EUR 1.7 billion in 2008 (as a result of negative revaluation changes of EUR 3.2 billion), the surplus increased by EUR 2.4 billion in 2009 (EUR 1.3 billion net transactions), to stand at EUR 27.6 billion at the end of the year 2009. It was up 38% or EUR 7.6 billion over the observation period, the largest increase being recorded in 2007. At the end of 2009 households held their largest surpluses vis-à-vis non-financial corporations (EUR 9.6 billion), banks (EUR 5.8 billion) and insurance corporations and pension funds (EUR 4.8 billion).

The **net financial position** of households in Slovenia improved from 74% of GDP to 78% of GDP over the observation period. The net financial position of households in the euro area overall at the end of 2009 was similar to that at the end of 2004 (129% of GDP). The figures reveal that the poorer financial position of households in Slovenia is the result of the lower financial assets at their disposal; household indebtedness in Slovenia is lower than that in the euro area. Household debt in Slovenia stood at 33% of GDP, compared with 73% of GDP in the euro area overall. The ratio of the debt to the household sector's financial assets stood at 30% in Slovenia, and 36% in the euro area overall.

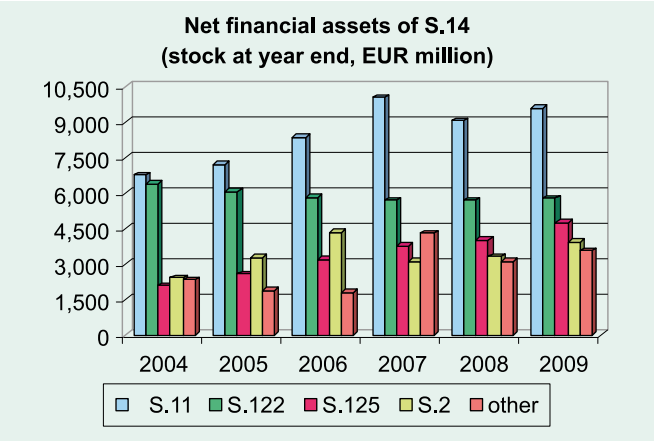

S.2 Rest of the world

(EUR million)	Code	2004	2005	2006	2007	2008	2009
I. FINANCIAL ASSETS		20,558	26,765	31,377	43,107	47,684	48,774
Members of the EMU	S.2111	14,085	19,070	23,535	32,107	36,767	36,413
Other EU countries	S.2112	3,364	4,016	4,237	6,389	5,960	7,400
Non-EU countries	S.22	3,109	3,679	3,604	4,611	4,957	4,960
II. LIABILITIES		18,144	23,273	25,655	35,528	35,283	36,022
Members of the EMU	S.2111	10,420	12,619	13,569	19,011	18,343	19,361
Other EU countries	S.2112	1,500	2,390	2,190	3,338	2,943	2,582
Non-EU countries	S.22	6,225	8,264	9,896	13,179	13,997	14,079
III. NET FINANCIAL ASSETS		2,414	3,492	5,722	7,579	12,401	12,752

In the financial accounts of Slovenia the rest of the world accounted for 21% of total financial assets and 15% of total liabilities at the end of 2009. The financial assets of the rest of the world were equivalent to 138% of GDP, while the liabilities were equivalent to 102% of GDP.

In the financial accounts of the euro area the rest of the world accounted for 15% of total financial assets and 13% of total liabilities. The financial assets of the rest of the world were equivalent to 170% of GDP, while its liabilities were equivalent to 153% of GDP in the euro area.

The rest of the world sector consists of three sub-sectors: members of the Economic and Monetary Union (EMU), other EU countries, and non-EU countries.

At the end of 2009 the largest claims against domestic sectors were held by members of the EMU (75%), followed by other EU countries (15%) and non-EU countries (10%). Members of the EMU accounted for the largest proportion of liabilities to domestic sectors (54%), followed by non-EU countries (39%) and other EU countries (7%).

(EUR million)	Code	2004	2005	2006	2007	2008	2009
I. FINANCIAL ASSETS		20,558	26,765	31,377	43,107	47,684	48,774
Currency and deposits	F.2	1,490	2,920	3,858	9,739	10,179	8,489
Securities other than shares	F.3	2,119	2,098	2,512	3,260	4,190	9,117
Loans	F.4	9,161	11,878	13,566	17,044	20,018	18,233
Shares and other equity	F.5	5,179	6,042	6,997	8,138	8,077	8,125
Other accounts receivable	F.7	2,543	3,745	4,349	4,868	5,147	4,712
II. LIABILITIES		18,144	23,273	25,655	35,528	35,283	36,022
Currency and deposits	F.2	4,501	6,043	6,466	9,382	9,136	9,410
Securities other than shares	F.3	6,555	7,100	7,323	9,652	9,528	9,411
Loans	F.4	868	1,386	1,892	3,976	4,863	5,146
Shares and other equity	F.5	1,998	3,680	4,909	6,937	5,963	6,617
Other accounts payable	F.7	4,160	4,981	4,955	5,462	5,659	5,313
III. NET FINANCIAL ASSETS		2,414	3,492	5,722	7,579	12,401	12,752

The rest of the world's **financial assets** totalled EUR 48.8 billion at the end of 2009, up 2% or EUR 1.1 billion on the end of 2008, and up 137% or EUR 28.2 billion over the observation period.

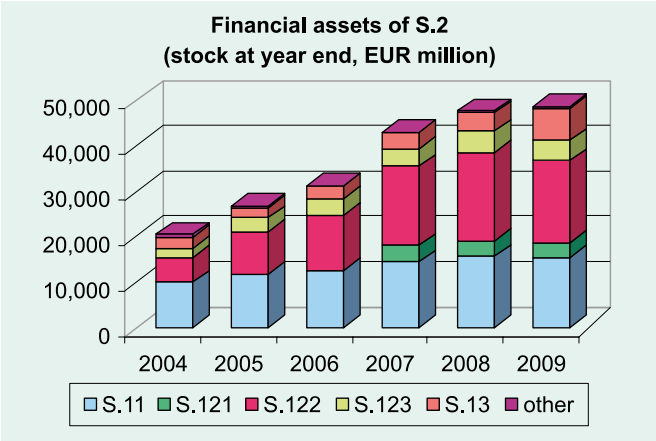

The rest of the world's **loans** granted amounted to EUR 18.2 billion or 37% of its total financial assets at the end of 2009, up 99% or EUR 9.1 billion over the observation period, the largest increase being recorded in 2007 (by EUR 3.5 billion). The stock declined for the first time in 2009, by 9% or EUR 1.8 billion, of which EUR 1.6 billion was loans to domestic banks. The largest proportion of debt to the rest of the world at the end of 2009 was held by banks (51% of the total, compared with 34% at the end of 2004), followed by non-financial corporations (26%, compared with 35% at the end of 2004) and other financial intermediaries (22%).

The rest of the world's investments in **debt securities** stood at EUR 9.1 billion at the end of 2009 (19% of total financial assets), mostly in government bonds (72%, compared with 89% at the end of 2004) and bank securities (25%, compared with 11% at the end of 2004). The resulting claims increased by 118% or EUR 4.9 billion in 2009, primarily as a result of the purchase of government bonds (EUR 2.8 billion) and bank bonds (EUR 1.6 billion).

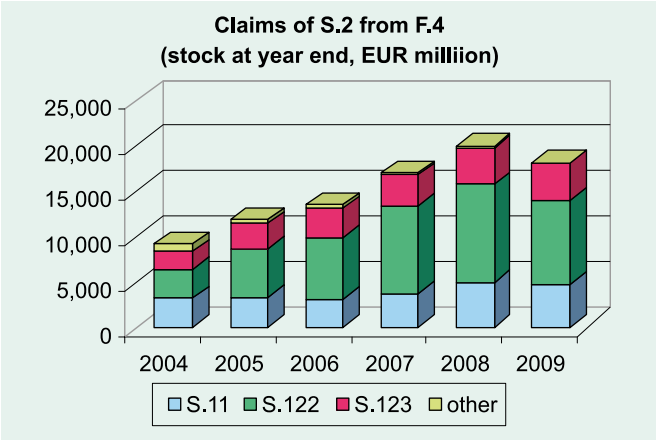

The rest of the world held EUR 8.5 billion of **deposits** at the end of 2009, of which 60% was at banks (compared with 100% at the end of 2004) and 40% with the central bank. Deposits declined by 17% or EUR 1.7 billion in 2009, banks accounting for largest proportion of this (by EUR 1.4 billion). Deposits were up 470% or EUR 7 billion over the observation period, deposits at the central bank increasing by EUR 3.4 billion (the largest increase was recorded in 2007, in relation to the central bank's liabilities to the Eurosystem) and deposits at banks increasing by EUR 3.6 billion (largest increases in this segment were in 2005 and 2007 at EUR 3.7 billion).

The rest of the world's claims from **shares and other equity** amounted to EUR 8.1 billion at the end of 2009, or 17% of total financial assets, up EUR 2.9 billion over the observation period (of which net purchases accounted for EUR 2.2 billion), the largest increase being recorded in 2007 (by EUR 1.1 billion). The figure was almost unchanged in 2009. The rest of the world's largest investments at the end of 2009 were in equity in non-financial corporations (75%, compared with 84% at the end of 2004) and banks (19%, compared with 12% at the end of 2004).

The rest of the world's **other accounts receivable** amounted to EUR 4.7 billion at the end of 2009, or 10% of total financial assets. The majority consisted of claims for trade credits and advances (92%), of which 90% were against non-financial corporations. Other accounts receivable increased by 85% or EUR 2.2 billion over the observation period, and declined for the first time in 2009 (by EUR 0.4 billion).

In the **euro area** claims from shares and other equity accounted for 34% of the rest of the world's financial assets at the end of 2009, debt securities for 27%, currency and deposits for 24% and loans for 12%. Compared with the euro area, in Slovenia the rest of the world held a larger proportion of claims from loans and other accounts receivable, and smaller proportions of shares and other equity, debt securities, and currency and deposits.

The rest of the world's **liabilities** totalled EUR 36 billion at the end of 2009, up 2% or EUR 0.7 billion in 2009, and up 99% or EUR 17.9 billion over the observation period.

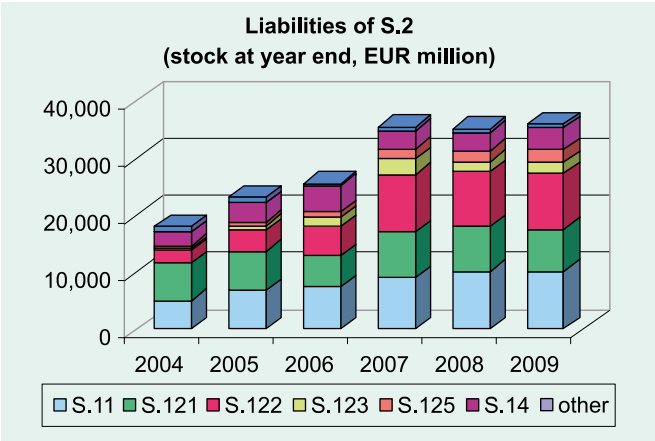

Debt securities accounted for the largest proportion of the rest of the world's liabilities to domestic sectors (26% of total financial assets). They amounted to EUR 9.4 billion at the end of 2009, having remained at their level from 2008, but they were up 44% over the observation period. The proportion of the rest of the world's liabilities accounted for by the central bank declined over the observation period (from 87% to 44%), while there were increases in the proportions accounted for by banks (from 6% to 36%) and insurance corporations and pension funds (from 5% to 16%). The largest increases in the proportion accounted for by banks were in 2006 (by EUR 0.9 billion) and 2007 (by EUR 2.3 billion), when banks replaced claims from central bank bills with investments in foreign debt securities.

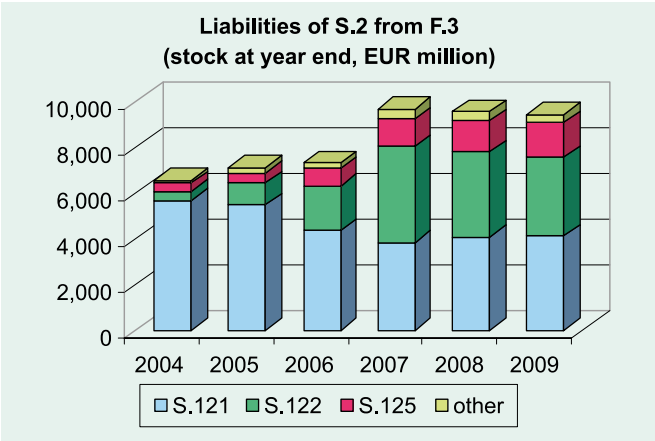

The rest of the world's liabilities from **currency and deposits** amounted to EUR 9.4 billion at the end of 2009, of which EUR 2.7 billion was from currency and EUR 6.7 billion was from deposits. Liabilities from currency increased by 32% during 2009, and by 47% over the observation period. The rest of the world's liabilities from currency were primarily to households. The rest of the world's liabilities from deposits increased by 152% over the observation period. Deposits increased in 2005 and 2007 (by EUR 1.2 billion and EUR 4.6 billion respectively), but declined in other years (by EUR 0.4 billion in 2009). At the end of 2009 the central bank accounted for 45% of the rest of the world's liabilities, banks for 43% and households for 10%.

The rest of the world held liabilities of EUR 6.6 billion from **shares and other equity** at the end of 2009. The rest of the world's liabilities increased each year between the end of 2004 and the end of 2007, primarily as a result of net purchases in the rest of the world by domestic sectors (EUR 4.1 billion), the largest investments being made by other financial intermediaries (EUR 1.4 billion), non-financial corporations (EUR 1.3 billion) and households (EUR 0.6 billion). Liabilities declined by 14% or EUR 1 billion in 2008 (of which negative revaluation changes accounted for EUR 1.7 billion), but increased again in 2009, by 11% or EUR 0.7 billion. Non-financial corporations accounted for 52% of the rest of the world's liabilities at the end of 2009 (compared with 65% at the end of 2004), while other financial intermediaries accounted for 19% (compared with 14% at the end of 2004), insurance corporations and pension funds for 9% (compared with 3% at the end of 2004) and banks for 8%.

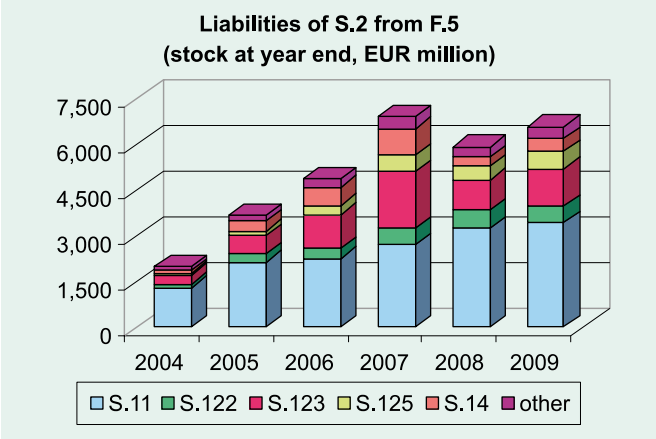

The rest of the world's **other accounts payable** amounted to EUR 5.3 billion at the end of 2009, up 28% over the observation period, but down 6% in 2009. The majority consisted of liabilities for trade credits and advances (EUR 4.8 billion). The proportion of the rest of the world's other accounts payable accounted for by non-financial corporations increased over the observation period (from 76% to 94%), while the proportion accounted for by the general government declined (from 20% to 2%).

The rest of the world's liabilities from **loans** amounted to EUR 5.1 billion at the end of 2009, up 6% or EUR 0.3 billion in 2009, and up 493% over the observation period, the largest increase being recorded in 2007 (by EUR 2.1 billion). Banks accounted for the largest proportion of the rest of the world's liabilities at the end of 2009 (58%, compared with 46% at the end of 2004), followed by non-financial corporations (30%, compared with 46% at the end of 2004) and other financial intermediaries (11%, compared with 6% at the end of 2004).

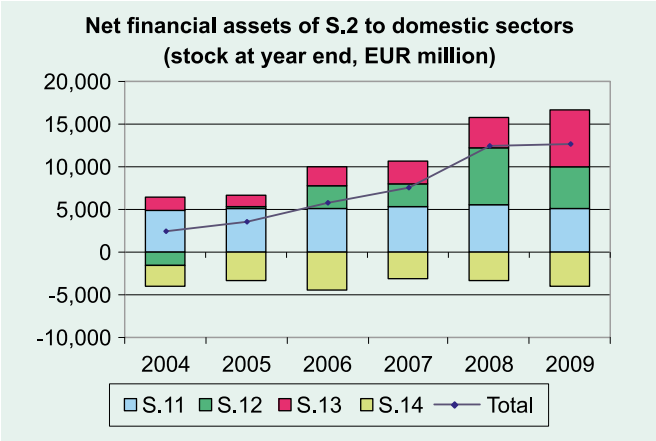

In the **euro area** shares and other equity accounted for 35% of the rest of the world's liabilities at the end of 2009, debt securities for 22%, loans for 21%, and currency and deposits for 18%. Compared with the euro area, in Slovenia the rest of the world held larger proportions of liabilities from currency and deposits, debt securities and other accounts payable, and smaller proportions of shares and other equity, and loans.

The rest of the world's **surplus of financial assets over liabilities** increased by 428% or EUR 10.3 billion over the observation period, from EUR 2.4 billion at the end of 2004 to EUR 12.8 billion at the end of 2009 (the largest increase being recorded in 2008, by EUR 4.8 billion). The surplus increased by 3% or EUR 0.4 billion in 2009, having increased vis-à-vis the general government sector (by EUR 3.1 billion), but declined most vis-à-vis banks (by EUR 1.5 billion) and households (by EUR 0.6 billion). Between the end of 2004 and the end of 2008 the rest of the world increased its surplus in transactions and thus its accelerated financing of the Slovenian economy, but in 2009 the surplus declined for the first time as a result of financial crisis. The rest of the world's net transactions over the observation period amounted to EUR 7.3 billion, while the net revaluation changes amounted to EUR 3 billion. Members of the EMU and other EU countries held surpluses of financial assets over liabilities (of EUR 17.1 billion and EUR 4.8 billion respectively) at the end of 2009, while non EU countries held a deficit (of EUR 9.1 billion).

The rest of the world improved its position vis-à-vis financial corporations by EUR 6.5 billion over the observation period, moving from a deficit (of EUR 1.5 billion) to a surplus (of EUR 4.9 billion). There were also improvements in the rest of the world's positions vis-à-vis banks (from a surplus of EUR 3.3 billion to a surplus of EUR 8.2 billion), the central bank (from a deficit of EUR 6.6 billion to a deficit of EUR 3.9 billion) and other financial intermediaries (from a surplus of EUR 1.7 billion to a surplus of EUR 2.5 billion), while its position vis-à-vis insurance corporations and pension funds deteriorated (from a surplus of EUR 53 million to a deficit of EUR 1.8 billion). The rest of the world increased its surpluses vis-à-vis the general government (from EUR 1.4 billion to EUR 6.6 billion) and non-financial corporations (from EUR 4.9 billion to EUR 5.1 billion), and saw its deficit vis-à-vis households widen (from EUR 2.4 billion to EUR 3.9 billion).

The **net financial position** of the rest of the world in Slovenia improved from 9% of GDP at the end of 2004 to 36% of GDP at the end of 2009. Over the same period the net financial position of the rest of the world in the euro area improved from 11% of GDP to 17% of GDP. The difference between the net financial position of the rest of the world in Slovenia and that in the euro area overall is the result of lower financial assets (by 32 percentage points) and lower liabilities (by 51 percentage points) on the part of the rest of the world in Slovenia.

The ratio of the rest of the world's financial assets and liabilities to GDP rose by 82% and 52% respectively over the observation period, while the equivalent increases in the euro area overall were 38% and 36% respectively, an indication of the accelerated pace of financing by the rest of the world in Slovenia.

2. ZBIRNE IN SEKTORSKE TABELE

KAZALO TABEL

A) ZBIRNE TABELE FINANČNIH RAČUNOV SLOVENIJE 2004 - 2009

A.1. Nekonsolidirane

A.1.1. Nekonsolidirani finančni računi - stanja 2004 (konec leta)
A.1.2. Nekonsolidirani finančni računi - transakcije 2005
A.1.3. Nekonsolidirani finančni računi - vrednostne spremembe 2005
A.1.4. Nekonsolidirani finančni računi - stanja 2005 (konec leta)
A.1.5. Nekonsolidirani finančni računi - transakcije 2006
A.1.6. Nekonsolidirani finančni računi - vrednostne spremembe 2006
A.1.7. Nekonsolidirani finančni računi - stanja 2006 (konec leta)
A.1.8. Nekonsolidirani finančni računi - transakcije 2007
A.1.9. Nekonsolidirani finančni računi - vrednostne spremembe 2007
A.1.10. Nekonsolidirani finančni računi - stanja 2007 (konec leta)
A.1.11. Nekonsolidirani finančni računi - transakcije 2008
A.1.12. Nekonsolidirani finančni računi - vrednostne spremembe 2008
A.1.13. Nekonsolidirani finančni računi - stanja 2008 (konec leta)
A.1.14. Nekonsolidirani finančni računi - transakcije 2009
A.1.15. Nekonsolidirani finančni računi - vrednostne spremembe 2009
A.1.16. Nekonsolidirani finančni računi - stanja 2009 (konec leta)

A.2. Konsolidirane

A.2.1. Konsolidirani finančni računi - stanja 2004 (konec leta)
A.2.2. Konsolidirani finančni računi - transakcije 2005
A.2.3. Konsolidirani finančni računi - vrednostne spremembe 2005
A.2.4. Konsolidirani finančni računi - stanja 2005 (konec leta)
A.2.5. Konsolidirani finančni računi - transakcije 2006
A.2.6. Konsolidirani finančni računi - vrednostne spremembe 2006
A.2.7. Konsolidirani finančni računi - stanja 2006 (konec leta)
A.2.8. Konsolidirani finančni računi - transakcije 2007
A.2.9. Konsolidirani finančni računi - vrednostne spremembe 2007
A.2.10. Konsolidirani finančni računi - stanja 2007 (konec leta)
A.2.11. Konsolidirani finančni računi - transakcije 2008
A.2.12. Konsolidirani finančni računi - vrednostne spremembe 2008
A.2.13. Konsolidirani finančni računi - stanja 2008 (konec leta)
A.2.14. Konsolidirani finančni računi - transakcije 2009
A.2.15. Konsolidirani finančni računi - vrednostne spremembe 2009
A.2.16. Konsolidirani finančni računi - stanja 2009 (konec leta)

2. AGGREGATED AND SECTORAL TABLES

CONTENTS

A) AGGREGATED TABLES OF FINANCIAL ACCOUNTS FOR SLOVENIA 2004 - 2009

A.1. Non-consolidated

A.1.1. Non-consolidated financial accounts – outstanding amounts 2004 (end of year)
A.1.2. Non-consolidated financial accounts – transactions 2005
A.1.3. Non-consolidated financial accounts – revaluation changes 2005
A.1.4. Non-consolidated financial accounts – outstanding amounts 2005 (end of year)
A.1.5. Non-consolidated financial accounts – transactions 2006
A.1.6. Non-consolidated financial accounts – revaluation changes 2006
A.1.7. Non-consolidated financial accounts – outstanding amounts 2006 (end of year)
A.1.8. Non-consolidated financial accounts – transactions 2007
A.1.9. Non-consolidated financial accounts – revaluation changes 2007
A.1.10. Non-consolidated financial accounts – outstanding amounts 2007 (end of year)
A.1.11. Non-consolidated financial accounts – transactions 2008
A.1.12. Non-consolidated financial accounts – revaluation changes 2008
A.1.13. Non-consolidated financial accounts – outstanding amounts 2008 (end of year)
A.1.14. Non-consolidated financial accounts – transactions 2009
A.1.15. Non-consolidated financial accounts – revaluation changes 2009
A.1.16. Non-consolidated financial accounts – outstanding amounts 2009 (end of year)

A.2. Consolidated

A.2.1. Consolidated financial accounts – outstanding amounts 2004 (end of year)
A.2.2. Consolidated financial accounts – transactions 2005
A.2.3. Consolidated financial accounts – revaluation changes 2005
A.2.4. Consolidated financial accounts – outstanding amounts 2005 (end of year)
A.2.5. Consolidated financial accounts – transactions 2006
A.2.6. Consolidated financial accounts – revaluation changes 2006
A.2.7. Consolidated financial accounts – outstanding amounts 2006 (end of year)
A.2.8. Consolidated financial accounts – transactions 2007
A.2.9. Consolidated financial accounts – revaluation changes 2007
A.2.10. Consolidated financial accounts – outstanding amounts 2007 (end of year)
A.2.11. Consolidated financial accounts – transactions 2008
A.2.12. Consolidated financial accounts – revaluation changes 2008
A.2.13. Consolidated financial accounts – outstanding amounts 2008 (end of year)
A.2.14. Consolidated financial accounts – transactions 2009
A.2.15. Consolidated financial accounts – revaluation changes 2009
A.2.16. Consolidated financial accounts – outstanding amounts 2009 (end of year)

B) SEKTORSKE TABELE FINANČNIH RAČUNOV SLOVENIJE

B.1.	Nekonsolidirane
B.1.1.1	Nekonsolidirani finančni računi - stanja 2008 (konec leta); S.11 - nefinančne družbe
B.1.1.2	Nekonsolidirani finančni računi - transakcije 2009; S.11 - nefinančne družbe
B.1.1.3	Nekonsolidirani finančni računi - vrednostne spremembe 2009; S.11 - nefinančne družbe
B.1.1.4.	Nekonsolidirani finančni računi - stanja 2009 (konec leta); S.11 - nefinančne družbe
B.1.2.1.	Nekonsolidirani finančni računi - stanja 2008 (konec leta); S.12 - finančne družbe
B.1.2.2.	Nekonsolidirani finančni računi - transakcije 2009; S.12 - finančne družbe
B.1.2.3.	Nekonsolidirani finančni računi - vrednostne spremembe 2009; S.12 - finančne družbe
B.1.2.4.	Nekonsolidirani finančni računi - stanja 2009 (konec leta); S.12 - finančne družbe
B.1.3.1.	Nekonsolidirani finančni računi - stanja 2008 (konec leta); S.122 - druge denarne finančne institucije
B.1.3.2.	Nekonsolidirani finančni računi - transakcije 2009; S.122 - druge denarne finančne institucije
B.1.3.3.	Nekonsolidirani finančni računi - vrednostne spremembe 2009; S.122 - druge denarne finančne institucije
B.1.3.4.	Nekonsolidirani finančni računi - stanja 2009 (konec leta); S.122 - druge denarne finančne institucije
B.1.4.1.	Nekonsolidirani finančni računi - stanja 2008 (konec leta); S.123 - drugi finančni posredniki
B.1.4.2.	Nekonsolidirani finančni računi - transakcije 2009; S.123 - drugi finančni posredniki
B.1.4.3.	Nekonsolidirani finančni računi - vrednostne spremembe 2009; S.123 - drugi finančni posredniki
B.1.4.4.	Nekonsolidirani finančni računi - stanja 2009 (konec leta); S.123 - drugi finančni posredniki
B.1.5.1.	Nekonsolidirani finančni računi - stanja 2008 (konec leta); S.125 - zavarovalnice in pokojninski skladi
B.1.5.2.	Nekonsolidirani finančni računi - transakcije 2009; S.125 - zavarovalnice in pokojninski skladi
B.1.5.3.	Nekonsolidirani finančni računi - vrednostne spremembe 2009; S.125 - zavarovalnice in pokojninski skladi
B.1.5.4.	Nekonsolidirani finančni računi - stanja 2009 (konec leta); S.125 - zavarovalnice in pokojninski skladi
B.1.6.1.	Nekonsolidirani finančni računi - stanja 2008 (konec leta); S.13 - država
B.1.6.2.	Nekonsolidirani finančni računi - transakcije 2009; S.13 - država
B.1.6.3.	Nekonsolidirani finančni računi - vrednostne spremembe 2009; S.13 - država
B.1.6.4.	Nekonsolidirani finančni računi - stanja 2009 (konec leta); S.13 - država
B.1.7.1.	Nekonsolidirani finančni računi - stanja 2008 (konec leta); S.14 - gospodinjstva
B.1.7.2.	Nekonsolidirani finančni računi - transakcije 2009; S.14 - gospodinjstva
B.1.7.3.	Nekonsolidirani finančni računi - vrednostne spremembe 2009; S.14 - gospodinjstva
B.1.7.4.	Nekonsolidirani finančni računi - stanja 2009 (konec leta); S.14 - gospodinjstva
B.1.8.1.	Nekonsolidirani finančni računi - stanja 2008 (konec leta); S.2 - tujina
B.1.8.2.	Nekonsolidirani finančni računi - transakcije 2009; S.2 - tujina
B.1.8.3.	Nekonsolidirani finančni računi - vrednostne spremembe 2009; S.2 - tujina
B.1.8.4.	Nekonsolidirani finančni računi - stanja 2009 (konec leta); S.2 - tujina

B) SECTORAL TABLES OF FINANCIAL ACCOUNTS FOR SLOVENIA

B.1.	Non-consolidated
B.1.1.1.	Non-consolidated financial accounts – outstanding amounts 2008 (end of year); S.11 – Non-financial corporations
B.1.1.2.	Non-consolidated financial accounts – transactions 2009; S.11 – Non-financial corporations
B.1.1.3.	Non-consolidated financial accounts – revaluation changes 2009; S.11 – Non-financial corporations
B.1.1.4	Non-consolidated financial accounts – outstanding amounts 2009 (end of year); S.11 – Non-financial corporations
B.1.2.1.	Non-consolidated financial accounts – outstanding amounts 2008 (end of year); S.12 – Financial corporations
B.1.2.2.	Non-consolidated financial accounts – transactions 2009; S.12 – Financial corporations
B.1.2.3.	Non-consolidated financial accounts – revaluation changes 2009; S.12 – Financial corporations
B.1.2.4.	Non-consolidated financial accounts – outstanding amounts 2009 (end of year); S.12 – Financial corporations
B.1.3.1.	Non-consolidated financial accounts – outstanding amounts 2008 (end of year); S.122 – Other monetary financial institutions
B.1.3.2.	Non-consolidated financial accounts – transactions 2009; S.122 – Other monetary financial institutions
B.1.3.3.	Non-consolidated financial accounts – revaluation changes 2009; S.122 – Other monetary financial institutions
B.1.3.4.	Non-consolidated financial accounts – outstanding amounts 2009 (end of year); S.122 – Other monetary financial institutions
B.1.4.1.	Non-consolidated financial accounts – outstanding amounts 2008 (end of year); S.123 – Other financial intermediaries
B.1.4.2.	Non-consolidated financial accounts – transactions 2009; S.123 – Other financial intermediaries
B.1.4.3.	Non-consolidated financial accounts – revaluation changes 2009; S.123 – Other financial intermediaries
B.1.4.4.	Non-consolidated financial accounts – outstanding amounts 2009 (end of year) ; S.123 – Other financial intermediaries
B.1.5.1.	Non-consolidated financial accounts – outstanding amounts 2008 (end of year); S.125 – Insurance corporations and pension funds
B.1.5.2.	Non-consolidated financial accounts – transactions 2009; S.125 – Insurance corporations and pension funds
B.1.5.3.	Non-consolidated financial accounts – revaluation changes 2009; S.125 –Insurance corporations and pension funds
B.1.5.4.	Non-consolidated financial accounts – outstanding amounts 2009 (end of year); S.125 – Insurance corporations and pension funds
B.1.6.1.	Non-consolidated financial accounts – outstanding amounts 2008 (end of year); S.13 – General government
B.1.6.2.	Non-consolidated financial accounts – transactions 2009; S.13 – General government
B.1.6.3.	Non-consolidated financial accounts – revaluation changes 2009; S.13 – General government
B.1.6.4.	Non-consolidated financial accounts – outstanding amounts 2009 (end of year); S.13 – General government
B.1.7.1.	Non-consolidated financial accounts – outstanding amounts 2008 (end of year); S.14 – Households
B.1.7.2.	Non-consolidated financial accounts – transactions 2009; S.14 – Households
B.1.7.3.	Non-consolidated financial accounts – revaluation changes 2009; S.14 – Households
B.1.7.4.	Non-consolidated financial accounts – outstanding amounts 2009 (end of year); S.14 – Households
B.1.8.1.	Non-consolidated financial accounts – outstanding amounts 2008 (end of year); S.2 – Rest of the world
B.1.8.2.	Non-consolidated financial accounts – transactions 2009; S.2 – Rest of the world
B.1.8.3.	Non-consolidated financial accounts – revaluation changes 2009; S.2 – Rest of the world
B.1.8.4.	Non-consolidated financial accounts – outstanding amounts 2009 (end of year); S.2 – Rest of the world

A.1.1. Nekonsolidirani finančni računi - stanja 2004 (konec leta)

v mio EUR

A.1.1.

Vrsta post.	Oznaka	Finančni instrumenti	Institucionalni sektorji								
			S1	S11	S12	S121	S122	S123	S124	S125	S13
FSR	F	**Finančna sredstva**	111.843	29.766	41.191	6.834	24.417	5.829	351	3.761	14.902
FSR	1	Monetarno zlato in SDR	86	0	86	86	0	0	0	0	0
FSR	2	Gotovina in vloge	21.847	2.771	4.685	838	2.852	488	83	425	1.395
FSR	21	Gotovina	2.666	38	172	0	170	0	2	0	5
FSR	22	Prenosljive vloge	5.852	965	816	14	689	66	37	10	194
FSR	29	Druge vloge	13.329	1.769	3.697	824	1.993	422	43	414	1.196
FSR	3	Vrednostni papirji razen delnic	16.570	637	14.709	5.791	6.570	418	18	1.913	479
FSR	331	Kratkoročni	3.865	190	3.576	0	3.393	68	1	114	78
FSR	332	Dolgoročni	12.675	437	11.115	5.791	3.159	350	17	1.798	401
FSR	34	Izvedeni finančni instrumenti	30	10	18	0	18	0	0	0	1
FSR	4	Posojila	19.593	2.682	15.717	0	13.537	1.720	45	415	568
FSR	41	Kratkoročna	6.145	1.238	4.585	0	4.288	224	28	45	72
FSR	42	Dolgoročna	13.447	1.444	11.131	0	9.249	1.496	16	370	496
FSR	5	Delnice in drug lastniški kapital	34.513	12.612	4.710	22	976	2.913	180	619	8.882
FSR	511	Delnice, ki kotirajo	7.314	1.521	1.959	0	241	1.441	58	219	1.466
FSR	512	Delnice, ki ne kotirajo	12.141	4.219	1.883	20	531	1.007	81	244	4.444
FSR	513	Drug lastniški kapital	12.844	6.594	490	1	100	335	29	25	2.964
FSR	52	Delnice/enote investicijskih skladov	2.213	278	378	0	104	131	12	131	8
FSR	6	Zavarovalno tehnične rezervacije	2.385	288	224	0	50	0	1	172	3
FSR	611	Rezervacije iz življenjskih zavarovanj	920	0	0	0	0	0	0	0	0
FSR	612	Rezervacije iz pokojninskih zavarovanj	386	0	0	0	0	0	0	0	0
FSR	62	Druge tehnične rezervacije	1.079	288	224	0	50	0	1	172	3
FSR	7	Druge terjatve	16.849	10.776	1.060	98	432	289	25	217	3.575
FSR	71	Trgovinski krediti in avansi	9.942	8.892	365	1	18	196	6	144	206
FSR	79	Drugo	6.907	1.884	696	97	415	93	18	72	3.369
OBV	F	**Obveznosti**	114.171	56.551	39.600	6.481	23.531	5.322	270	3.996	12.272
OBV	2	Gotovina in vloge	18.836	0	18.825	2.728	16.096	0	0	0	12
OBV	21	Gotovina	828	0	816	816	0	0	0	0	12
OBV	22	Prenosljive vloge	5.744	0	5.744	594	5.150	0	0	0	0
OBV	29	Druge vloge	12.265	0	12.265	1.318	10.947	0	0	0	0
OBV	3	Vrednostni papirji razen delnic	12.134	350	4.732	3.202	1.437	35	12	46	7.051
OBV	331	Kratkoročni	3.837	89	3.297	3.202	72	22	0	0	451
OBV	332	Dolgoročni	8.262	249	1.414	0	1.342	13	12	46	6.600
OBV	34	Izvedeni finančni instrumenti	35	13	22	0	22	0	0	0	0
OBV	4	Posojila	27.885	15.611	6.537	0	3.504	2.570	97	367	1.245
OBV	41	Kratkoročna	6.014	4.901	336	0	0	255	71	10	82
OBV	42	Dolgoročna	21.870	10.711	6.202	0	3.504	2.314	27	357	1.163
OBV	5	Delnice in drug lastniški kapital	37.694	30.079	6.411	453	2.270	2.566	113	1.010	1.204
OBV	511	Delnice, ki kotirajo	7.239	6.815	425	0	17	402	6	0	0
OBV	512	Delnice, ki ne kotirajo	13.703	9.605	2.895	0	2.209	2	39	644	1.204
OBV	513	Drug lastniški kapital	14.572	13.659	913	453	44	305	68	43	0
OBV	52	Delnice/enote investicijskih skladov	2.179	0	2.179	0	0	1.857	0	322	0
OBV	6	Zavarovalno tehnične rezervacije	2.391	0	2.391	0	0	0	0	2.391	0
OBV	611	Rezervacije iz življenjskih zavarovanj	875	0	875	0	0	0	0	875	0
OBV	612	Rezervacije iz pokojninskih zavarovanj	386	0	386	0	0	0	0	386	0
OBV	62	Druge tehnične rezervacije	1.130	0	1.130	0	0	0	0	1.130	0
OBV	7	Druge obveznosti	15.232	10.511	704	98	224	151	48	183	2.761
OBV	71	Trgovinski krediti in avansi	9.257	7.759	194	1	43	79	5	65	534
OBV	79	Drugo	5.975	2.752	510	97	181	72	43	118	2.227
NETO		**Neto finančna sredstva**	-2.328	-26.785	1.591	353	886	506	81	-236	2.630
			Gospodarstvo Slovenije/ *Total economy*	Nefinančne družbe/ *Non-financial corporations*	Finančne družbe/ *Financial corporations*	Centralna banka/ *Central Bank*	Druge denarne finančne institucije/ *Other monetary financial institutions*	Drugi finančni posredniki / *Other financial intermediaries*	Izvajalci pomožnih finančnih dejavnosti/ *Financial auxiliaries*	Zavarovalnice in pokojninski skladi/ *Insurance corporations and pension funds*	Država/ *General government*
			S1	S11	S12	S121	S122	S123	S124	S125	S13

Non-consolidated financial accounts - outstanding amounts 2004 (end of year) A.1.1.

EUR millions

A.1.1.

Institutional sectors												
S1311	S1313	S1314	S14	S15	S2	S21	S2111	S2112	S22	Financial instruments	Code	Item type
12.099	1.122	1.681	25.673	310	20.558	17.450	14.085	3.364	3.109	**Financial assets**	F	FAS
0	0	0	0	0	0	0	0	0	0	Monetary gold and SDRs	1	FAS
1.091	249	56	12.807	188	1.490	1.227	1.169	58	263	Currency and deposits	2	FAS
3	3	0	2.452	0	0	0	0	0	0	Currency	21	FAS
137	56	1	3.796	80	196	90	79	11	106	Transferable deposits	22	FAS
951	190	55	6.559	108	1.294	1.136	1.090	47	158	Other deposits	29	FAS
302	23	154	741	5	2.119	1.671	1.058	613	448	Securities other than shares	3	FAS
65	9	3	17	4	13	8	8	0	5	Short-term	331	FAS
236	14	151	722	1	2.094	1.652	1.041	611	442	Long-term	332	FAS
1	0	0	1	0	12	11	9	2	1	Financial derivatives	34	FAS
533	32	3	617	9	9.161	8.723	6.793	1.930	438	Loans	4	FAS
72	1	0	245	5	59	56	55	1	3	Short-term	41	FAS
462	32	3	372	4	9.101	8.666	6.738	1.929	435	Long-term	42	FAS
7.099	612	1.171	8.234	75	5.179	3.742	3.313	429	1.437	Shares and other equity	5	FAS
703	34	729	2.363	4	343	277	268	9	66	Quoted shares	511	FAS
4.011	98	336	1.560	35	2.122	1.322	1.154	168	799	Unquoted shares	512	FAS
2.383	476	104	2.766	30	2.694	2.129	1.886	243	565	Other equity	513	FAS
2	4	2	1.544	5	21	14	5	9	7	Mutual funds shares	52	FAS
2	0	0	1.867	4	67	8	6	1	59	Insurance technical reserves	6	FAS
0	0	0	920	0	0	0	0	0	0	Life insurance reserves	611	FAS
0	0	0	386	0	0	0	0	0	0	Pension fund reserves	612	FAS
2	0	0	561	4	67	8	6	1	59	Other technical reserves	62	FAS
3.072	206	297	1.407	30	2.543	2.080	1.746	334	462	Other accounts receivable	7	FAS
56	112	38	464	14	2.356	1.921	1.594	327	436	Trade credits and advances	71	FAS
3.016	94	259	943	16	187	160	153	7	27	Other	79	FAS
10.289	479	1.504	5.666	82	18.144	11.920	10.420	1.500	6.225	**Liabilities**	F	LIA
12	0	0	0	0	4.501	3.699	3.332	368	802	Currency and deposits	2	LIA
12	0	0	0	0	1.839	1.446	1.427	19	392	Currency	21	LIA
0	0	0	0	0	304	261	250	11	43	Transferable deposits	22	LIA
0	0	0	0	0	2.358	1.992	1.654	337	367	Other deposits	29	LIA
7.051	0	0	0	0	6.555	5.421	4.887	534	1.134	Securities other than shares	3	LIA
451	0	0	0	0	42	27	26	1	15	Short-term	331	LIA
6.600	0	0	0	0	6.507	5.388	4.856	533	1.119	Long-term	332	LIA
0	0	0	0	0	7	6	5	1	1	Financial derivatives	34	LIA
859	191	194	4.432	59	868	317	229	88	551	Loans	4	LIA
5	6	72	685	12	190	72	62	11	118	Short-term	41	LIA
855	185	123	3.748	47	678	245	168	77	433	Long-term	42	LIA
0	0	1.204	0	0	1.998	836	725	111	1.162	Shares and other equity	5	LIA
0	0	0	0	0	417	202	179	24	215	Quoted shares	511	LIA
0	0	1.204	0	0	560	388	357	32	171	Unquoted shares	512	LIA
0	0	0	0	0	966	207	151	56	760	Other equity	513	LIA
0	0	0	0	0	55	39	39	0	16	Mutual funds shares	52	LIA
0	0	0	0	0	62	61	50	11	1	Insurance technical reserves	6	LIA
0	0	0	0	0	45	45	42	3	1	Life insurance reserves	611	LIA
0	0	0	0	0	0	0	0	0	0	Pension fund reserves	612	LIA
0	0	0	0	0	16	16	8	8	0	Other technical reserves	62	LIA
2.367	288	106	1.233	23	4.160	1.585	1.198	388	2.574	Other accounts payable	7	LIA
323	171	40	751	19	3.042	1.537	1.157	380	1.505	Trade credits and advances	71	LIA
2.045	117	66	482	4	1.118	48	41	8	1.070	Other	79	LIA
1.810	643	177	20.007	228	2.414	5.530	3.665	1.864	-3.116	**Net financial assets**		NETO
Centralna država/ *Central government*	Lokalna država/ *Local government*	Skladi socialne varnosti/ *Social security funds*	Gospodinjstva/ *Households*	Nepr. instit., ki opravljajo storitve za gospod./ *Non-profit institutions serving households*	Tujina/ *Rest of the world*	EU/ *European Union*	EMU/ *Members of the EMU*	Ostale članice EU/ *European Union, not EMU*	Ostali (izven EU)/ *Others (not EU)*			
S1311	S1313	S1314	S14	S15	S2	S21	S2111	S2112	S22			

A.1.2. Nekonsolidirani finančni računi - transakcije 2005

v mio EUR

A.1.2.

Vrsta post.	Oznaka	Finančni instrumenti	Institucionalni sektorji								
			S1	S11	S12	S121	S122	S123	S124	S125	S13
FSR	F	**Finančna sredstva**	11.733	2.701	6.666	188	5.408	698	-8	380	-86
FSR	1	Monetarno zlato in SDR	-34	0	-34	-34	0	0	0	0	0
FSR	2	Gotovina in vloge	2.479	434	1.019	516	623	-114	-24	18	-157
FSR	21	Gotovina	455	17	9	0	8	1	0	0	-2
FSR	22	Prenosljive vloge	1.459	162	193	27	182	7	-17	-6	93
FSR	29	Druge vloge	566	256	816	489	433	-122	-8	23	-249
FSR	3	Vrednostni papirji razen delnic	1.317	-100	1.402	-295	1.368	26	-6	310	48
FSR	331	Kratkoročni	49	-96	149	0	221	-34	0	-38	5
FSR	332	Dolgoročni	1.261	-3	1.250	-295	1.146	59	-6	347	43
FSR	34	Izvedeni finančni instrumenti	8	-1	3	0	2	1	0	0	0
FSR	4	Posojila	4.704	639	3.915	0	3.222	680	19	-7	-121
FSR	41	Kratkoročna	1.470	545	988	0	941	36	11	0	-136
FSR	42	Dolgoročna	3.234	94	2.927	0	2.281	644	8	-7	15
FSR	5	Delnice in drug lastniški kapital	1.196	453	370	1	192	89	0	87	-85
FSR	511	Delnice, ki kotirajo	415	277	133	0	82	69	2	-20	-73
FSR	512	Delnice, ki ne kotirajo	144	35	121	1	111	-8	-4	21	-38
FSR	513	Drug lastniški kapital	198	98	-34	0	0	-39	5	-1	9
FSR	52	Delnice/enote investicijskih skladov	439	42	149	0	-2	66	-2	87	18
FSR	6	Zavarovalno tehnične rezervacije	394	6	0	0	3	2	1	-5	-2
FSR	611	Rezervacije iz življenjskih zavarovanj	207	0	0	0	0	0	0	0	0
FSR	612	Rezervacije iz pokojninskih zavarovanj	120	0	0	0	0	0	0	0	0
FSR	62	Druge tehnične rezervacije	67	6	0	0	3	2	1	-5	-2
FSR	7	Druge terjatve	1.678	1.269	-5	0	0	15	3	-23	231
FSR	71	Trgovinski krediti in avansi	964	849	-38	0	0	-35	4	-6	76
FSR	79	Drugo	714	420	33	0	0	51	-1	-17	156
OBV	F	**Obveznosti**	12.622	4.583	6.612	137	5.084	882	-5	513	322
OBV	2	Gotovina in vloge	2.388	0	2.385	-183	2.568	0	0	0	3
OBV	21	Gotovina	83	0	80	80	0	0	0	0	3
OBV	22	Prenosljive vloge	1.354	0	1.354	4	1.350	0	0	0	0
OBV	29	Druge vloge	952	0	952	-267	1.219	0	0	0	0
OBV	3	Vrednostni papirji razen delnic	825	164	450	319	165	-28	-10	3	212
OBV	331	Kratkoročni	89	-50	252	319	-47	-21	0	1	-113
OBV	332	Dolgoročni	737	210	202	0	218	-8	-10	2	325
OBV	34	Izvedeni finančni instrumenti	-1	3	-4	0	-6	2	0	0	0
OBV	4	Posojila	6.697	2.786	2.963	0	2.223	730	26	-15	-21
OBV	41	Kratkoročna	1.427	1.248	201	0	0	190	20	-9	-55
OBV	42	Dolgoročna	5.270	1.538	2.763	0	2.223	540	5	-5	34
OBV	5	Delnice in drug lastniški kapital	588	258	328	0	120	119	-22	111	2
OBV	511	Delnice, ki kotirajo	-8	1	-9	0	0	-10	2	0	0
OBV	512	Delnice, ki ne kotirajo	306	159	145	0	116	20	-5	15	2
OBV	513	Drug lastniški kapital	103	98	4	0	0	23	-19	0	0
OBV	52	Delnice/enote investicijskih skladov	187	0	187	0	4	86	0	97	0
OBV	6	Zavarovalno tehnične rezervacije	388	0	388	0	0	0	0	388	0
OBV	611	Rezervacije iz življenjskih zavarovanj	184	0	184	0	0	0	0	184	0
OBV	612	Rezervacije iz pokojninskih zavarovanj	120	0	120	0	0	0	0	120	0
OBV	62	Druge tehnične rezervacije	84	0	84	0	0	0	0	84	0
OBV	7	Druge obveznosti	1.735	1.375	97	1	8	61	2	25	127
OBV	71	Trgovinski krediti in avansi	1.004	849	63	0	-5	51	8	9	10
OBV	79	Drugo	732	526	33	1	13	9	-7	16	117
NETO		**Neto finančna sredstva**	-888	-1.882	55	51	323	-183	-3	-133	-408
			Gospodarstvo Slovenije/ *Total economy*	Nefinančne družbe/ *Non-financial corporations*	Finančne družbe/ *Financial corporations*	Centralna banka/ *Central Bank*	Druge denarne finančne institucije/ *Other monetary financial institutions*	Drugi finančni posredniki / *Other financial intermediaries*	Izvajalci pomožnih finančnih dejavnosti/ *Financial auxiliaries*	Zavarovalnice in pokojninski skladi/ *Insurance corporations and pension funds*	Država/ *General government*
			S1	S11	S12	S121	S122	S123	S124	S125	S13

Non-consolidated financial accounts - transactions 2005 A.1.2.

EUR millions

A.1.2.

Institutional sectors												
S1311	S1313	S1314	S14	S15	S2	S21	S2111	S2112	S22	Financial instruments	Code	Item type
-144	28	31	2.356	96	5.044	4.672	4.187	485	372	**Financial assets**	F	FAS
0	0	0	0	0	34	35	31	4	-1	Monetary gold and SDRs	1	FAS
-232	49	26	1.137	47	1.419	1.159	1.136	22	260	Currency and deposits	2	FAS
-1	-1	0	431	0	0	0	0	0	0	Currency	21	FAS
69	20	4	984	26	73	47	48	-1	26	Transferable deposits	22	FAS
-301	30	22	-278	21	1.346	1.112	1.088	24	234	Other deposits	29	FAS
21	-18	46	-47	13	-4	100	219	-119	-104	Securities other than shares	3	FAS
4	-8	9	-5	-4	8	8	8	0	0	Short-term	331	FAS
17	-11	37	-47	17	-17	89	209	-119	-106	Long-term	332	FAS
0	0	0	5	0	4	3	2	1	2	Financial derivatives	34	FAS
-138	-6	23	266	5	2.625	2.569	2.083	486	57	Loans	4	FAS
-160	0	24	70	2	306	307	307	1	-1	Short-term	41	FAS
22	-6	-2	195	3	2.319	2.261	1.776	486	58	Long-term	42	FAS
-42	-11	-33	448	11	577	456	445	11	121	Shares and other equity	5	FAS
-44	-1	-28	76	2	35	-10	-15	5	44	Quoted shares	511	FAS
-15	-8	-16	25	1	334	279	266	12	55	Unquoted shares	512	FAS
14	-1	-4	124	2	206	186	195	-9	20	Other equity	513	FAS
3	-1	16	223	7	2	1	-2	3	1	Mutual funds shares	52	FAS
-2	0	0	393	-3	14	15	12	3	-1	Insurance technical reserves	6	FAS
0	0	0	207	0	0	0	0	0	0	Life insurance reserves	611	FAS
0	0	0	120	0	0	0	0	0	0	Pension fund reserves	612	FAS
-2	0	0	65	-3	14	15	12	3	-1	Other technical reserves	62	FAS
248	14	-31	159	23	379	339	260	79	40	Other accounts receivable	7	FAS
62	24	-10	69	8	353	316	240	75	37	Trade credits and advances	71	FAS
187	-11	-21	90	15	27	23	20	3	3	Other	79	FAS
467	42	-188	1.077	28	4.156	2.556	1.756	800	1.600	**Liabilities**	F	LIA
3	0	0	0	0	1.510	1.323	893	430	187	Currency and deposits	2	LIA
3	0	0	0	0	372	303	299	3	69	Currency	21	LIA
0	0	0	0	0	178	170	128	42	8	Transferable deposits	22	LIA
0	0	0	0	0	960	851	465	385	109	Other deposits	29	LIA
212	0	0	0	0	488	345	100	245	143	Securities other than shares	3	LIA
-113	0	0	0	0	-32	-18	-22	4	-14	Short-term	331	LIA
325	0	0	0	0	507	361	120	241	146	Long-term	332	LIA
0	0	0	0	0	13	3	2	0	10	Financial derivatives	34	LIA
124	29	-175	962	7	632	272	235	36	360	Loans	4	LIA
-3	4	-56	34	0	348	222	168	54	126	Short-term	41	LIA
128	25	-119	928	7	283	50	67	-18	234	Long-term	42	LIA
0	0	2	0	0	1.185	398	304	94	787	Shares and other equity	5	LIA
0	0	0	0	0	458	158	106	52	300	Quoted shares	511	LIA
0	0	2	0	0	172	39	8	31	132	Unquoted shares	512	LIA
0	0	0	0	0	302	22	11	10	280	Other equity	513	LIA
0	0	0	0	0	253	179	178	1	74	Mutual funds shares	52	LIA
0	0	0	0	0	20	19	19	-1	1	Insurance technical reserves	6	LIA
0	0	0	0	0	23	21	20	2	1	Life insurance reserves	611	LIA
0	0	0	0	0	0	0	0	0	0	Pension fund reserves	612	LIA
0	0	0	0	0	-3	-3	0	-2	0	Other technical reserves	62	LIA
128	14	-15	115	22	322	199	204	-5	123	Other accounts payable	7	LIA
-6	-7	23	60	22	312	190	199	-9	122	Trade credits and advances	71	LIA
135	20	-38	55	0	9	8	5	4	1	Other	79	LIA
-612	-15	218	1.279	68	888	2.116	2.431	-315	-1.228	**Net financial assets**		NETO
Centralna država/ *Central government*	Lokalna država/ *Local government*	Skladi socialne varnosti/ *Social security funds*	Gospodinjstva/ *Households*	Nepr. instit., ki opravljajo storitve za gospod./ *Non-profit institutions serving households*	Tujina/ *Rest of the world*	EU/ *European Union*	EMU/ *Members of the EMU*	Ostale članice EU/ *European Union, not EMU*	Ostali (izven EU)/ *Others (not EU)*			
S1311	S1313	S1314	S14	S15	S2	S21	S2111	S2112	S22			

A.1.3. Nekonsolidirani finančni računi - vrednostne spremembe 2005

v mio EUR

A.1.3.

Vrsta post.	Oznaka	Finančni instrumenti	Institucionalni sektorji								
			S1	S11	S12	S121	S122	S123	S124	S125	S13
FSR	F	**Finančna sredstva**	2.511	1.719	299	137	147	250	7	-242	657
FSR	1	Monetarno zlato in SDR	28	0	28	28	0	0	0	0	0
FSR	2	Gotovina in vloge	140	14	38	20	11	61	0	-56	20
FSR	21	Gotovina	0	0	0	0	0	0	0	0	0
FSR	22	Prenosljive vloge	0	-2	1	-1	0	1	0	0	2
FSR	29	Druge vloge	140	17	37	21	11	60	0	-56	18
FSR	3	Vrednostni papirji razen delnic	43	1	236	75	-8	17	0	152	0
FSR	331	Kratkoročni	22	0	22	0	22	11	0	-11	0
FSR	332	Dolgoročni	20	0	213	75	-31	6	0	162	0
FSR	34	Izvedeni finančni instrumenti	1	0	1	0	1	0	0	0	0
FSR	4	Posojila	402	-189	171	0	131	416	3	-379	431
FSR	41	Kratkoročna	299	-174	63	0	49	48	0	-33	415
FSR	42	Dolgoročna	103	-15	108	0	82	368	4	-345	16
FSR	5	Delnice in drug lastniški kapital	1.341	1.341	-213	0	8	-260	3	37	247
FSR	511	Delnice, ki kotirajo	-342	-6	-29	0	0	-37	1	7	-41
FSR	512	Delnice, ki ne kotirajo	936	1.041	-196	0	14	-206	2	-7	180
FSR	513	Drug lastniški kapital	689	324	-9	0	2	-14	2	1	103
FSR	52	Delnice/enote investicijskih skladov	58	-18	22	0	-9	-3	-1	35	5
FSR	6	Zavarovalno tehnične rezervacije	25	3	2	0	1	0	0	2	0
FSR	611	Rezervacije iz življenjskih zavarovanj	10	0	0	0	0	0	0	0	0
FSR	612	Rezervacije iz pokojninskih zavarovanj	4	0	0	0	0	0	0	0	0
FSR	62	Druge tehnične rezervacije	11	3	2	0	1	0	0	2	0
FSR	7	Druge terjatve	531	548	37	14	4	16	0	2	-41
FSR	71	Trgovinski krediti in avansi	551	543	7	0	0	5	0	2	-3
FSR	79	Drugo	-21	6	29	14	4	10	0	1	-38
OBV	F	**Obveznosti**	2.707	1.850	401	192	193	488	4	-476	427
OBV	2	Gotovina in vloge	119	0	119	7	112	0	0	0	0
OBV	21	Gotovina	0	0	0	0	0	0	0	0	0
OBV	22	Prenosljive vloge	2	0	2	2	0	0	0	0	0
OBV	29	Druge vloge	117	0	117	5	112	0	0	0	0
OBV	3	Vrednostni papirji razen delnic	-30	9	25	22	2	0	0	0	-64
OBV	331	Kratkoročni	22	0	22	22	0	0	0	0	0
OBV	332	Dolgoročni	-54	8	2	0	1	0	0	0	-64
OBV	34	Izvedeni finančni instrumenti	1	1	1	0	1	0	0	0	0
OBV	4	Posojila	609	67	96	0	107	342	-1	-352	423
OBV	41	Kratkoročna	189	-224	-6	0	0	-6	0	0	416
OBV	42	Dolgoročna	421	291	103	0	107	348	0	-352	8
OBV	5	Delnice in drug lastniški kapital	1.130	1.009	97	149	-30	47	4	-73	24
OBV	511	Delnice, ki kotirajo	-575	-553	-22	0	-6	-25	0	10	0
OBV	512	Delnice, ki ne kotirajo	779	735	19	0	20	86	2	-89	24
OBV	513	Drug lastniški kapital	895	827	68	149	-44	-31	2	-8	0
OBV	52	Delnice/enote investicijskih skladov	32	0	32	0	0	18	0	14	0
OBV	6	Zavarovalno tehnične rezervacije	26	0	26	0	0	0	0	26	0
OBV	611	Rezervacije iz življenjskih zavarovanj	9	0	9	0	0	0	0	9	0
OBV	612	Rezervacije iz pokojninskih zavarovanj	4	0	4	0	0	0	0	4	0
OBV	62	Druge tehnične rezervacije	12	0	12	0	0	0	0	12	0
OBV	7	Druge obveznosti	853	765	38	14	2	99	1	-77	43
OBV	71	Trgovinski krediti in avansi	862	757	14	0	0	0	0	14	88
OBV	79	Drugo	-9	8	24	14	2	99	0	-91	-45
NETO		**Neto finančna sredstva**	-196	-131	-102	-55	-45	-238	2	234	230
			Gospodarstvo Slovenije/ *Total economy*	Nefinančne družbe/ *Non-financial corporations*	Finančne družbe/ *Financial corporations*	Centralna banka/ *Central Bank*	Druge denarne finančne institucije/ *Other monetary financial institutions*	Drugi finančni posredniki / *Other financial intermediaries*	Izvajalci pomožnih finančnih dejavnosti/ *Financial auxiliaries*	Zavarovalnice in pokojninski skladi/ *Insurance corporations and pension funds*	Država/ *General government*
			S1	S11	S12	S121	S122	S123	S124	S125	S13

Non-consolidated financial accounts - revaluation changes 2005 A.1.3.

EUR millions

A.1.3.

Institutional sectors												
S1311	S1313	S1314	S14	S15	S2	S21	S2111	S2112	S22	Financial instruments	Code	Item type
592	-5	69	-205	42	1.162	964	797	166	198	**Financial assets**	F	FAS
0	0	0	0	0	-34	-35	-31	-4	1	Monetary gold and SDRs	1	FAS
18	2	0	67	1	11	8	14	-7	3	Currency and deposits	2	FAS
0	0	0	0	0	0	0	0	0	0	Currency	21	FAS
2	0	0	0	0	0	0	0	0	0	Transferable deposits	22	FAS
16	2	0	67	1	11	8	14	-7	3	Other deposits	29	FAS
1	0	-1	-226	32	-17	-13	-9	-4	-4	Securities other than shares	3	FAS
0	0	0	0	0	0	0	0	0	0	Short-term	331	FAS
1	0	-1	-226	32	-17	-13	-9	-4	-4	Long-term	332	FAS
0	0	0	0	0	0	0	0	0	0	Financial derivatives	34	FAS
432	0	0	-11	0	92	94	50	44	-2	Loans	4	FAS
415	0	0	-4	0	-233	-232	-231	-1	-1	Short-term	41	FAS
17	0	0	-7	0	325	326	281	45	0	Long-term	42	FAS
144	-8	111	-37	3	287	268	236	32	19	Shares and other equity	5	FAS
9	-4	-46	-266	0	-123	-97	-97	0	-26	Quoted shares	511	FAS
27	2	151	-89	1	141	148	144	3	-7	Unquoted shares	512	FAS
109	-6	0	269	1	268	214	181	33	54	Other equity	513	FAS
0	0	5	49	0	1	3	7	-4	-2	Mutual funds shares	52	FAS
0	0	0	20	0	1	0	0	0	1	Insurance technical reserves	6	FAS
0	0	0	10	0	0	0	0	0	0	Life insurance reserves	611	FAS
0	0	0	4	0	0	0	0	0	0	Pension fund reserves	612	FAS
0	0	0	6	0	1	0	0	0	1	Other technical reserves	62	FAS
-3	2	-40	-19	6	823	642	537	105	180	Other accounts receivable	7	FAS
0	1	-4	5	0	822	651	548	103	171	Trade credits and advances	71	FAS
-4	2	-36	-24	6	1	-9	-11	2	9	Other	79	FAS
460	-39	7	29	0	972	533	443	90	439	**Liabilities**	F	LIA
0	0	0	0	0	32	24	15	10	8	Currency and deposits	2	LIA
0	0	0	0	0	0	0	0	0	0	Currency	21	LIA
0	0	0	0	0	-2	-2	-2	0	1	Transferable deposits	22	LIA
0	0	0	0	0	34	27	17	10	7	Other deposits	29	LIA
-64	0	0	0	0	57	43	36	7	14	Securities other than shares	3	LIA
0	0	0	0	0	0	0	0	0	0	Short-term	331	LIA
-64	0	0	0	0	56	42	36	7	14	Long-term	332	LIA
0	0	0	0	0	1	0	0	0	0	Financial derivatives	34	LIA
424	-1	0	23	0	-115	-124	-120	-4	9	Loans	4	LIA
415	0	0	4	0	-122	-134	-134	0	11	Short-term	41	LIA
9	-1	0	19	0	8	10	14	-4	-2	Long-term	42	LIA
22	0	2	0	0	497	365	349	16	132	Shares and other equity	5	LIA
0	0	0	0	0	110	45	37	8	65	Quoted shares	511	LIA
22	0	2	0	0	299	287	284	3	11	Unquoted shares	512	LIA
0	0	0	0	0	63	14	9	5	49	Other equity	513	LIA
0	0	0	0	0	26	19	19	0	7	Mutual funds shares	52	LIA
0	0	0	0	0	1	1	1	0	0	Insurance technical reserves	6	LIA
0	0	0	0	0	1	1	0	0	0	Life insurance reserves	611	LIA
0	0	0	0	0	0	0	0	0	0	Pension fund reserves	612	LIA
0	0	0	0	0	0	0	0	0	0	Other technical reserves	62	LIA
78	-39	4	7	0	500	224	163	62	276	Other accounts payable	7	LIA
90	-2	0	3	0	511	231	168	63	281	Trade credits and advances	71	LIA
-12	-36	3	4	0	-11	-6	-5	-1	-5	Other	79	LIA
133	35	63	-234	42	190	431	355	76	-241	**Net financial assets**		NETO
Centralna država/ *Central government*	Lokalna država/ *Local government*	Skladi socialne varnosti/ *Social security funds*	Gospodinjstva/ *Households*	Nepr. instit., ki opravljajo storitve za gospod./ *Non-profit institutions serving households*	Tujina/ *Rest of the world*	EU/ *European Union*	EMU/ *Members of the EMU*	Ostale članice EU/ *European Union, not EMU*	Ostali (izven EU)/ *Others (not EU)*			
S1311	S1313	S1314	S14	S15	S2	S21	S2111	S2112	S22			

A.1.4. Nekonsolidirani finančni računi - stanja 2005 (konec leta)

v mio EUR

A.1.4.

Vrsta post.	Oznaka	Finančni instrumenti	Institucionalni sektorji								
			S1	S11	S12	S121	S122	S123	S124	S125	S13
FSR	F	**Finančna sredstva**	126.088	34.186	48.157	7.160	29.972	6.777	349	3.898	15.473
FSR	1	Monetarno zlato in SDR	80	0	80	80	0	0	0	0	0
FSR	2	Gotovina in vloge	24.467	3.219	5.742	1.374	3.487	435	59	387	1.258
FSR	21	Gotovina	3.121	54	181	1	177	1	2	0	3
FSR	22	Prenosljive vloge	7.311	1.124	1.010	40	872	74	21	5	289
FSR	29	Druge vloge	14.035	2.041	4.550	1.334	2.438	361	35	382	966
FSR	3	Vrednostni papirji razen delnic	17.930	537	16.347	5.571	7.930	461	11	2.374	527
FSR	331	Kratkoročni	3.936	94	3.747	0	3.637	44	1	66	82
FSR	332	Dolgoročni	13.955	434	12.578	5.571	4.273	416	11	2.308	444
FSR	34	Izvedeni finančni instrumenti	39	9	22	0	20	1	0	0	1
FSR	4	Posojila	24.698	3.132	19.803	0	16.890	2.816	67	30	878
FSR	41	Kratkoročna	7.914	1.609	5.637	0	5.278	308	39	11	351
FSR	42	Dolgoročna	16.784	1.523	14.166	0	11.612	2.508	28	18	527
FSR	5	Delnice in drug lastniški kapital	37.050	14.406	4.867	23	1.175	2.743	183	743	9.043
FSR	511	Delnice, ki kotirajo	7.387	1.792	2.063	0	323	1.474	60	207	1.351
FSR	512	Delnice, ki ne kotirajo	13.221	5.294	1.808	22	656	793	79	257	4.586
FSR	513	Drug lastniški kapital	13.732	7.017	447	1	103	281	35	26	3.076
FSR	52	Delnice/enote investicijskih skladov	2.710	302	548	0	93	194	9	252	31
FSR	6	Zavarovalno tehnične rezervacije	2.805	297	227	0	53	2	2	170	1
FSR	611	Rezervacije iz življenjskih zavarovanj	1.137	0	0	0	0	0	0	0	0
FSR	612	Rezervacije iz pokojninskih zavarovanj	510	0	0	0	0	0	0	0	0
FSR	62	Druge tehnične rezervacije	1.158	297	227	0	53	2	2	170	1
FSR	7	Druge terjatve	19.057	12.594	1.092	111	437	320	28	196	3.765
FSR	71	Trgovinski krediti in avansi	11.457	10.284	334	1	18	166	10	139	279
FSR	79	Drugo	7.600	2.310	758	111	419	154	18	56	3.486
OBV	F	**Obveznosti**	129.500	62.984	46.613	6.811	28.808	6.692	269	4.033	13.021
OBV	2	Gotovina in vloge	21.343	0	21.329	2.552	18.777	0	0	0	14
OBV	21	Gotovina	910	0	896	896	0	0	0	0	14
OBV	22	Prenosljive vloge	7.099	0	7.099	600	6.499	0	0	0	0
OBV	29	Druge vloge	13.334	0	13.334	1.057	12.277	0	0	0	0
OBV	3	Vrednostni papirji razen delnic	12.928	523	5.207	3.543	1.604	8	2	50	7.198
OBV	331	Kratkoročni	3.948	39	3.571	3.543	25	1	0	1	338
OBV	332	Dolgoročni	8.945	468	1.617	0	1.561	5	2	49	6.860
OBV	34	Izvedeni finančni instrumenti	36	16	19	0	17	2	0	0	0
OBV	4	Posojila	35.191	18.465	9.597	0	5.833	3.641	122	0	1.647
OBV	41	Kratkoročna	7.630	5.925	530	0	0	439	91	0	442
OBV	42	Dolgoročna	27.561	12.540	9.067	0	5.833	3.202	32	0	1.205
OBV	5	Delnice in drug lastniški kapital	39.412	31.345	6.837	602	2.360	2.732	95	1.048	1.230
OBV	511	Delnice, ki kotirajo	6.656	6.262	394	0	11	366	7	10	0
OBV	512	Delnice, ki ne kotirajo	14.788	10.499	3.059	0	2.345	107	37	570	1.230
OBV	513	Drug lastniški kapital	15.570	14.584	986	602	0	297	51	35	0
OBV	52	Delnice/enote investicijskih skladov	2.398	0	2.398	0	5	1.961	0	432	0
OBV	6	Zavarovalno tehnične rezervacije	2.805	0	2.805	0	0	0	0	2.805	0
OBV	611	Rezervacije iz življenjskih zavarovanj	1.069	0	1.069	0	0	0	0	1.069	0
OBV	612	Rezervacije iz pokojninskih zavarovanj	510	0	510	0	0	0	0	510	0
OBV	62	Druge tehnične rezervacije	1.226	0	1.226	0	0	0	0	1.226	0
OBV	7	Druge obveznosti	17.820	12.651	839	113	234	311	50	131	2.931
OBV	71	Trgovinski krediti in avansi	11.122	9.365	271	1	38	130	14	88	631
OBV	79	Drugo	6.698	3.286	567	112	196	181	36	43	2.299
NETO		**Neto finančna sredstva**	-3.412	-28.798	1.544	349	1.164	85	80	-135	2.452
			Gospodarstvo Slovenije/ *Total economy*	Nefinančne družbe/ *Non-financial corporations*	Finančne družbe/ *Financial corporations*	Centralna banka/ *Central Bank*	Druge denarne finančne institucije/ *Other monetary financial institutions*	Drugi finančni posredniki / *Other financial intermediaries*	Izvajalci pomožnih finančnih dejavnosti/ *Financial auxiliaries*	Zavarovalnice in pokojninski skladi/ *Insurance corporations and pension funds*	Država/ *General government*
			S1	S11	S12	S121	S122	S123	S124	S125	S13

Non-consolidated financial accounts - outstanding amounts 2005 (end of year) A.1.4.

EUR millions

A.1.4.

Institutional sectors												
S1311	S1313	S1314	S14	S15	S2	S21	S2111	S2112	S22	Financial instruments	Code	Item type
12.547	1.145	1.781	27.824	448	26.765	23.086	19.070	4.016	3.679	**Financial assets**	F	FAS
0	0	0	0	0	0	0	0	0	0	Monetary gold and SDRs	1	FAS
876	300	82	14.011	236	2.920	2.393	2.320	73	527	Currency and deposits	2	FAS
2	2	0	2.883	0	0	0	0	0	0	Currency	21	FAS
209	76	5	4.780	107	269	137	127	10	132	Transferable deposits	22	FAS
666	222	77	6.349	130	2.650	2.256	2.192	64	394	Other deposits	29	FAS
324	5	198	468	51	2.098	1.758	1.268	491	340	Securities other than shares	3	FAS
69	2	12	12	0	21	16	16	0	5	Short-term	331	FAS
254	3	187	449	50	2.060	1.728	1.240	488	332	Long-term	332	FAS
1	0	0	7	0	17	14	12	3	2	Financial derivatives	34	FAS
827	26	25	871	14	11.878	11.385	8.926	2.460	493	Loans	4	FAS
326	1	24	311	7	132	131	131	0	1	Short-term	41	FAS
501	25	1	560	7	11.746	11.254	8.794	2.459	492	Long-term	42	FAS
7.202	592	1.249	8.645	88	6.042	4.466	3.995	471	1.577	Shares and other equity	5	FAS
668	28	655	2.174	6	255	170	156	14	84	Quoted shares	511	FAS
4.023	92	471	1.496	37	2.597	1.749	1.565	184	848	Unquoted shares	512	FAS
2.506	469	100	3.159	33	3.168	2.529	2.263	266	639	Other equity	513	FAS
5	3	23	1.816	12	23	18	10	7	6	Mutual funds shares	52	FAS
1	0	0	2.280	0	82	23	19	4	59	Insurance technical reserves	6	FAS
0	0	0	1.137	0	0	0	0	0	0	Life insurance reserves	611	FAS
0	0	0	510	0	0	0	0	0	0	Pension fund reserves	612	FAS
1	0	0	632	0	82	23	19	4	59	Other technical reserves	62	FAS
3.317	222	226	1.547	59	3.745	3.061	2.544	518	683	Other accounts receivable	7	FAS
117	138	24	538	23	3.531	2.887	2.382	505	644	Trade credits and advances	71	FAS
3.199	84	203	1.009	36	214	174	162	13	40	Other	79	FAS
11.216	482	1.323	6.772	110	23.273	15.009	12.619	2.390	8.264	**Liabilities**	F	LIA
14	0	0	0	0	6.043	5.047	4.239	808	996	Currency and deposits	2	LIA
14	0	0	0	0	2.211	1.749	1.727	23	461	Currency	21	LIA
0	0	0	0	0	481	429	376	53	52	Transferable deposits	22	LIA
0	0	0	0	0	3.352	2.869	2.136	732	483	Other deposits	29	LIA
7.198	0	0	0	0	7.100	5.809	5.023	786	1.291	Securities other than shares	3	LIA
338	0	0	0	0	10	9	4	5	1	Short-term	331	LIA
6.860	0	0	0	0	7.070	5.791	5.011	780	1.279	Long-term	332	LIA
0	0	0	0	0	20	9	8	1	11	Financial derivatives	34	LIA
1.407	219	20	5.417	65	1.386	465	345	120	921	Loans	4	LIA
416	9	17	722	11	416	161	96	65	255	Short-term	41	LIA
991	210	4	4.695	54	969	304	249	55	665	Long-term	42	LIA
22	0	1.208	0	0	3.680	1.599	1.378	221	2.081	Shares and other equity	5	LIA
0	0	0	0	0	985	405	322	84	580	Quoted shares	511	LIA
22	0	1.208	0	0	1.030	715	649	66	315	Unquoted shares	512	LIA
0	0	0	0	0	1.331	242	171	71	1.088	Other equity	513	LIA
0	0	0	0	0	335	237	236	1	98	Mutual funds shares	52	LIA
0	0	0	0	0	83	80	70	11	2	Insurance technical reserves	6	LIA
0	0	0	0	0	69	67	62	5	2	Life insurance reserves	611	LIA
0	0	0	0	0	0	0	0	0	0	Pension fund reserves	612	LIA
0	0	0	0	0	14	14	8	6	0	Other technical reserves	62	LIA
2.574	263	95	1.355	45	4.981	2.009	1.564	445	2.973	Other accounts payable	7	LIA
406	162	63	814	41	3.865	1.958	1.524	434	1.907	Trade credits and advances	71	LIA
2.168	101	31	541	4	1.116	51	40	10	1.065	Other	79	LIA
1.331	663	458	21.052	338	3.492	8.077	6.451	1.626	-4.585	**Net financial assets**		NETO
Centralna država/ *Central government*	Lokalna država/ *Local government*	Skladi socialne varnosti/ *Social security funds*	Gospodinjstva/ *Households*	Nepr. instit., ki opravljajo storitve za gospod./ *Non-profit institutions serving households*	Tujina/ *Rest of the world*	EU/ *European Union*	EMU/ *Members of the EMU*	Ostale članice EU/ *European Union, not EMU*	Ostali (izven EU)/ *Others (not EU)*			
S1311	S1313	S1314	S14	S15	S2	S21	S2111	S2112	S22			

A.1.5. Nekonsolidirani finančni računi - transakcije 2006

v mio EUR

A.1.5.

Vrsta post.	Oznaka	Finančni instrumenti	Institucionalni sektorji								
			S1	S11	S12	S121	S122	S123	S124	S125	S13
FSR	F	**Finančna sredstva**	10.823	2.780	5.614	-1.292	4.804	1.141	148	811	370
FSR	1	Monetarno zlato in SDR	0	0	0	0	0	0	0	0	0
FSR	2	Gotovina in vloge	2.249	266	421	-339	656	72	33	-1	351
FSR	21	Gotovina	574	18	57	1	55	0	1	0	0
FSR	22	Prenosljive vloge	1.318	140	647	-7	575	59	13	5	-53
FSR	29	Druge vloge	357	109	-282	-333	26	13	19	-7	404
FSR	3	Vrednostni papirji razen delnic	-1.049	2	-950	-967	-418	-51	-1	486	-41
FSR	331	Kratkoročni	-1.386	27	-1.386	0	-1.439	-5	3	55	-21
FSR	332	Dolgoročni	279	-62	433	-967	1.021	-47	-4	431	-24
FSR	34	Izvedeni finančni instrumenti	58	37	3	0	1	1	0	1	4
FSR	4	Posojila	5.430	235	5.262	0	4.422	822	22	-4	-32
FSR	41	Kratkoročna	1.940	292	1.583	0	1.503	69	14	-2	80
FSR	42	Dolgoročna	3.489	-57	3.678	0	2.919	753	8	-2	-112
FSR	5	Delnice in drug lastniški kapital	1.526	631	657	0	205	88	65	299	-95
FSR	511	Delnice, ki kotirajo	543	132	430	0	77	241	37	75	-100
FSR	512	Delnice, ki ne kotirajo	94	234	-2	0	38	-102	20	42	-41
FSR	513	Drug lastniški kapital	321	237	-4	0	53	-102	6	38	21
FSR	52	Delnice/enote investicijskih skladov	568	29	233	0	37	52	2	143	25
FSR	6	Zavarovalno tehnične rezervacije	500	27	24	0	6	-1	-1	20	15
FSR	611	Rezervacije iz življenjskih zavarovanj	253	0	0	0	0	0	0	0	0
FSR	612	Rezervacije iz pokojninskih zavarovanj	136	0	0	0	0	0	0	0	0
FSR	62	Druge tehnične rezervacije	111	27	24	0	6	-1	-1	20	15
FSR	7	Druge terjatve	2.168	1.619	200	14	-67	211	30	11	173
FSR	71	Trgovinski krediti in avansi	1.478	1.427	67	9	-11	60	3	5	-88
FSR	79	Drugo	690	192	133	5	-55	151	27	6	260
OBV	F	**Obveznosti**	12.021	4.847	5.095	-1.347	4.382	1.396	56	607	775
OBV	2	Gotovina in vloge	2.751	0	2.751	358	2.393	0	0	0	1
OBV	21	Gotovina	-258	0	-258	-258	0	0	0	0	1
OBV	22	Prenosljive vloge	1.205	0	1.205	348	858	0	0	0	0
OBV	29	Druge vloge	1.803	0	1.803	268	1.535	0	0	0	0
OBV	3	Vrednostni papirji razen delnic	-1.045	-18	-1.675	-1.719	30	12	2	0	647
OBV	331	Kratkoročni	-1.689	16	-1.716	-1.719	-13	17	0	-1	11
OBV	332	Dolgoročni	594	-36	-5	0	-4	-5	2	1	636
OBV	34	Izvedeni finančni instrumenti	49	3	46	0	47	0	0	0	0
OBV	4	Posojila	6.941	3.032	2.777	0	1.669	1.060	58	-10	-168
OBV	41	Kratkoročna	1.800	1.240	195	0	0	149	56	-10	106
OBV	42	Dolgoročna	5.142	1.792	2.582	0	1.669	911	2	0	-274
OBV	5	Delnice in drug lastniški kapital	913	355	555	0	152	263	-1	142	2
OBV	511	Delnice, ki kotirajo	81	17	64	0	1	66	-2	-1	0
OBV	512	Delnice, ki ne kotirajo	235	39	193	0	149	3	2	38	2
OBV	513	Drug lastniški kapital	318	299	20	0	0	21	-2	0	0
OBV	52	Delnice/enote investicijskih skladov	279	0	279	0	2	173	0	104	0
OBV	6	Zavarovalno tehnične rezervacije	481	0	481	0	0	0	0	481	0
OBV	611	Rezervacije iz življenjskih zavarovanj	238	0	238	0	0	0	0	238	0
OBV	612	Rezervacije iz pokojninskih zavarovanj	136	0	136	0	0	0	0	136	0
OBV	62	Druge tehnične rezervacije	108	0	108	0	0	0	0	108	0
OBV	7	Druge obveznosti	1.980	1.477	205	14	139	62	-3	-7	293
OBV	71	Trgovinski krediti in avansi	1.397	1.352	-8	2	-6	-3	-4	3	-26
OBV	79	Drugo	583	126	213	12	145	65	1	-10	319
NETO		**Neto finančna sredstva**	-1.198	-2.067	519	55	422	-255	92	204	-405
			Gospodarstvo Slovenije/ *Total economy*	Nefinančne družbe/ *Non-financial corporations*	Finančne družbe/ *Financial corporations*	Centralna banka/ *Central Bank*	Druge denarne finančne institucije/ *Other monetary financial institutions*	Drugi finančni posredniki / *Other financial intermediaries*	Izvajalci pomožnih finančnih dejavnosti/ *Financial auxiliaries*	Zavarovalnice in pokojninski skladi/ *Insurance corporations and pension funds*	Država/ *General government*
			S1	S11	S12	S121	S122	S123	S124	S125	S13

Non-consolidated financial accounts - transactions 2006 A.1.5.

EUR millions

A.1.5.

Institutional sectors												
S1311	S1313	S1314	S14	S15	S2	S21	S2111	S2112	S22	Financial instruments	Code	Item type
376	-6	-1	2.032	27	4.667	4.212	4.019	193	455	**Financial assets**	F	FAS
0	0	0	0	0	0	35	35	0	-36	Monetary gold and SDRs	1	FAS
352	36	-38	1.174	37	976	704	585	119	273	Currency and deposits	2	FAS
-1	0	0	500	0	0	0	0	0	0	Currency	21	FAS
-57	-4	8	558	26	9	2	-28	30	7	Transferable deposits	22	FAS
409	40	-46	116	11	968	702	613	89	266	Other deposits	29	FAS
-69	1	28	-61	2	437	447	370	77	-11	Securities other than shares	3	FAS
-25	0	4	-5	0	2	8	8	0	-5	Short-term	331	FAS
-47	0	23	-69	1	422	428	352	76	-5	Long-term	332	FAS
3	0	1	13	0	12	12	11	1	0	Financial derivatives	34	FAS
-39	1	6	-32	-3	2.183	2.315	2.405	-90	-132	Loans	4	FAS
74	0	6	-12	-3	120	114	95	19	7	Short-term	41	FAS
-113	1	0	-20	0	2.062	2.201	2.310	-109	-139	Long-term	42	FAS
-68	-17	-10	331	3	593	454	408	46	139	Shares and other equity	5	FAS
-80	-12	-8	81	0	166	77	57	20	89	Quoted shares	511	FAS
-11	-5	-26	-97	1	218	171	157	14	47	Unquoted shares	512	FAS
13	0	7	63	4	216	211	192	18	6	Other equity	513	FAS
9	0	16	283	-2	-7	-5	2	-7	-3	Mutual funds shares	52	FAS
12	1	2	431	2	10	3	4	-1	7	Insurance technical reserves	6	FAS
0	0	0	253	0	0	0	0	0	0	Life insurance reserves	611	FAS
0	0	0	136	0	0	0	0	0	0	Pension fund reserves	612	FAS
12	1	2	42	2	10	3	4	-1	7	Other technical reserves	62	FAS
189	-27	11	189	-13	468	254	210	44	215	Other accounts receivable	7	FAS
-46	-37	-4	73	-1	491	267	220	46	224	Trade credits and advances	71	FAS
235	11	15	116	-12	-22	-13	-10	-3	-9	Other	79	FAS
778	24	-27	1.323	-19	3.469	1.239	1.410	-171	2.230	**Liabilities**	F	LIA
1	0	0	0	0	474	257	575	-318	217	Currency and deposits	2	LIA
1	0	0	0	0	831	742	725	17	90	Currency	21	LIA
0	0	0	0	0	122	97	105	-8	25	Transferable deposits	22	LIA
0	0	0	0	0	-479	-582	-255	-327	103	Other deposits	29	LIA
647	0	0	0	0	432	114	168	-54	318	Securities other than shares	3	LIA
11	0	0	0	0	305	290	287	4	15	Short-term	331	LIA
636	0	0	0	0	107	-200	-143	-57	307	Long-term	332	LIA
0	0	0	0	0	21	24	24	0	-3	Financial derivatives	34	LIA
-185	34	-17	1.300	0	671	143	58	85	528	Loans	4	LIA
119	3	-17	258	0	261	136	114	22	125	Short-term	41	LIA
-304	31	-1	1.041	0	410	7	-55	63	403	Long-term	42	LIA
2	0	0	0	0	1.207	365	334	31	842	Shares and other equity	5	LIA
0	0	0	0	0	628	186	121	65	443	Quoted shares	511	LIA
2	0	0	0	0	78	-35	10	-45	113	Unquoted shares	512	LIA
0	0	0	0	0	219	-13	-20	6	232	Other equity	513	LIA
0	0	0	0	0	282	228	223	5	54	Mutual funds shares	52	LIA
0	0	0	0	0	28	27	27	0	2	Insurance technical reserves	6	LIA
0	0	0	0	0	16	16	11	5	-1	Life insurance reserves	611	LIA
0	0	0	0	0	0	0	0	0	0	Pension fund reserves	612	LIA
0	0	0	0	0	13	11	16	-6	2	Other technical reserves	62	LIA
313	-10	-10	24	-19	656	333	248	85	324	Other accounts payable	7	LIA
-12	-2	-13	99	-20	572	235	164	71	337	Trade credits and advances	71	LIA
325	-8	2	-75	1	84	98	84	14	-14	Other	79	LIA
-402	-30	27	709	46	1.198	2.973	2.609	365	-1.775	**Net financial assets**		NETO
Centralna država/ *Central government*	Lokalna država/ *Local government*	Skladi socialne varnosti/ *Social security funds*	Gospodinjstva/ *Households*	Nepr. instit., ki opravljajo storitve za gospod./ *Non-profit institutions serving households*	Tujina/ *Rest of the world*	EU/ *European Union*	EMU/ *Members of the EMU*	Ostale članice EU/ *European Union, not EMU*	Ostali (izven EU)/ *Others (not EU)*			
S1311	S1313	S1314	S14	S15	S2	S21	S2111	S2112	S22			

A.1.6. Nekonsolidirani finančni računi - vrednostne spremembe 2006

v mio EUR

A.1.6.

Vrsta post.	Oznaka	Finančni instrumenti	Institucionalni sektorji								
			S1	S11	S12	S121	S122	S123	S124	S125	S13
FSR	F	**Finančna sredstva**	4.067	644	357	-187	-156	451	101	148	1.419
FSR	1	Monetarno zlato in SDR	7	0	7	7	0	0	0	0	0
FSR	2	Gotovina in vloge	-42	-2	-60	-25	-38	1	-24	26	-17
FSR	21	Gotovina	-1	0	-1	0	-1	0	0	0	0
FSR	22	Prenosljive vloge	-24	4	-17	0	-17	1	0	0	-1
FSR	29	Druge vloge	-17	-6	-42	-25	-20	0	-24	26	-15
FSR	3	Vrednostni papirji razen delnic	-340	30	-444	-157	-253	9	0	-44	21
FSR	331	Kratkoročni	-1	0	-1	0	-1	0	0	0	0
FSR	332	Dolgoročni	-387	11	-473	-157	-282	9	0	-44	22
FSR	34	Izvedeni finančni instrumenti	49	19	30	0	30	0	0	0	-1
FSR	4	Posojila	-235	-187	-10	0	40	-30	-20	0	-26
FSR	41	Kratkoročna	-142	-133	-5	0	-7	3	0	0	0
FSR	42	Dolgoročna	-93	-54	-5	0	47	-32	-20	0	-26
FSR	5	Delnice in drug lastniški kapital	5.920	746	976	-1	199	466	145	167	2.676
FSR	511	Delnice, ki kotirajo	4.868	875	841	0	222	463	71	85	2.079
FSR	512	Delnice, ki ne kotirajo	417	-295	15	-1	-55	-22	71	21	768
FSR	513	Drug lastniški kapital	108	97	19	0	12	2	1	4	-176
FSR	52	Delnice/enote investicijskih skladov	527	69	101	0	20	22	2	57	5
FSR	6	Zavarovalno tehnične rezervacije	45	10	2	0	1	0	0	1	0
FSR	611	Rezervacije iz življenjskih zavarovanj	58	0	0	0	0	0	0	0	0
FSR	612	Rezervacije iz pokojninskih zavarovanj	-3	0	0	0	0	0	0	0	0
FSR	62	Druge tehnične rezervacije	-10	10	2	0	1	0	0	1	0
FSR	7	Druge terjatve	-1.288	45	-114	-11	-105	4	0	-2	-1.235
FSR	71	Trgovinski krediti in avansi	161	-28	3	0	0	2	0	2	179
FSR	79	Drugo	-1.449	73	-117	-11	-105	2	0	-4	-1.414
OBV	F	**Obveznosti**	5.091	3.474	1.327	-136	219	646	140	458	383
OBV	2	Gotovina in vloge	-29	0	-29	-13	-16	0	0	0	0
OBV	21	Gotovina	0	0	0	0	0	0	0	0	0
OBV	22	Prenosljive vloge	-28	0	-28	-2	-26	0	0	0	0
OBV	29	Druge vloge	-1	0	-1	-11	10	0	0	0	0
OBV	3	Vrednostni papirji razen delnic	-153	6	22	-10	34	-1	0	-1	-181
OBV	331	Kratkoročni	-15	0	-16	-10	-5	0	0	0	1
OBV	332	Dolgoročni	-169	-3	17	0	18	0	0	-1	-182
OBV	34	Izvedeni finančni instrumenti	31	9	21	0	21	0	0	0	0
OBV	4	Posojila	-566	-578	21	0	18	-26	20	9	-4
OBV	41	Kratkoročna	-180	-176	2	0	0	-14	6	9	3
OBV	42	Dolgoročna	-386	-401	19	0	18	-13	13	0	-7
OBV	5	Delnice in drug lastniški kapital	6.260	3.842	1.288	-101	202	666	120	402	1.130
OBV	511	Delnice, ki kotirajo	4.776	4.840	-64	0	0	-65	2	-1	0
OBV	512	Delnice, ki ne kotirajo	1.051	-1.001	922	0	202	231	110	378	1.130
OBV	513	Drug lastniški kapital	-61	3	-64	-101	0	24	8	5	0
OBV	52	Delnice/enote investicijskih skladov	494	0	494	0	0	474	0	20	0
OBV	6	Zavarovalno tehnične rezervacije	47	0	47	0	0	0	0	47	0
OBV	611	Rezervacije iz življenjskih zavarovanj	57	0	57	0	0	0	0	57	0
OBV	612	Rezervacije iz pokojninskih zavarovanj	-2	0	-2	0	0	0	0	-2	0
OBV	62	Druge tehnične rezervacije	-8	0	-8	0	0	0	0	-8	0
OBV	7	Druge obveznosti	-470	204	-23	-11	-20	8	0	1	-563
OBV	71	Trgovinski krediti in avansi	251	60	-2	0	0	-2	0	1	182
OBV	79	Drugo	-721	143	-21	-11	-20	10	0	0	-744
NETO		**Neto finančna sredstva**	-1.023	-2.831	-969	-51	-374	-196	-39	-310	1.036
			Gospodarstvo Slovenije/ *Total economy*	Nefinančne družbe/ *Non-financial corporations*	Finančne družbe/ *Financial corporations*	Centralna banka/ *Central Bank*	Druge denarne finančne institucije/ *Other monetary financial institutions*	Drugi finančni posredniki / *Other financial intermediaries*	Izvajalci pomožnih finančnih dejavnosti/ *Financial auxiliaries*	Zavarovalnice in pokojninski skladi/ *Insurance corporations and pension funds*	Država/ *General government*
			S1	S11	S12	S121	S122	S123	S124	S125	S13

Non-consolidated financial accounts - revaluation changes 2006 A.1.6.

EUR millions

A.1.6.

Institutional sectors												
S1311	S1313	S1314	S14	S15	S2	S21	S2111	S2112	S22	Financial instruments	Code	Item type
1.115	-110	413	1.652	-5	-56	475	447	28	-530	**Financial assets**	F	FAS
0	0	0	0	0	0	-35	-35	0	36	Monetary gold and SDRs	1	FAS
-18	1	0	43	-7	-38	519	514	5	-557	Currency and deposits	2	FAS
0	0	0	0	0	0	0	0	0	0	Currency	21	FAS
-1	-1	0	-4	-7	-25	-11	-10	-1	-14	Transferable deposits	22	FAS
-18	2	0	47	0	-13	531	525	6	-544	Other deposits	29	FAS
21	0	0	52	2	-22	-17	-14	-2	-5	Securities other than shares	3	FAS
0	0	0	0	0	0	0	0	0	0	Short-term	331	FAS
21	0	1	51	2	-26	-19	-16	-3	-8	Long-term	332	FAS
0	0	-1	1	0	4	2	2	0	2	Financial derivatives	34	FAS
-21	-5	0	-11	0	-495	-473	-457	-17	-22	Loans	4	FAS
0	0	0	-4	0	-152	-152	-139	-13	-1	Short-term	41	FAS
-21	-5	0	-7	0	-343	-322	-318	-4	-21	Long-term	42	FAS
2.369	-106	412	1.521	1	362	319	298	21	43	Shares and other equity	5	FAS
1.692	7	380	1.070	3	153	85	66	19	68	Quoted shares	511	FAS
717	6	45	-66	-6	270	248	241	7	22	Unquoted shares	512	FAS
-56	-119	-1	169	0	-65	-17	-11	-6	-48	Other equity	513	FAS
16	1	-12	347	5	4	3	2	1	1	Mutual funds shares	52	FAS
0	0	0	34	-2	2	0	0	0	2	Insurance technical reserves	6	FAS
0	0	0	58	0	0	0	0	0	0	Life insurance reserves	611	FAS
0	0	0	-3	0	1	0	0	0	1	Pension fund reserves	612	FAS
0	0	0	-20	-2	1	0	0	0	0	Other technical reserves	62	FAS
-1.236	0	2	15	0	136	161	141	20	-25	Other accounts receivable	7	FAS
178	1	0	6	0	-2	38	34	5	-40	Trade credits and advances	71	FAS
-1.413	-1	1	9	0	138	123	107	16	15	Other	79	FAS
46	-3	340	-91	-2	-1.087	-488	-460	-29	-598	**Liabilities**	F	LIA
0	0	0	0	0	-51	-53	-48	-5	2	Currency and deposits	2	LIA
0	0	0	0	0	-1	-1	-1	0	0	Currency	21	LIA
0	0	0	0	0	-22	-21	-20	-1	-1	Transferable deposits	22	LIA
0	0	0	0	0	-29	-32	-27	-4	3	Other deposits	29	LIA
-181	0	0	0	0	-209	-171	-141	-30	-38	Securities other than shares	3	LIA
1	0	0	0	0	14	14	15	0	-1	Short-term	331	LIA
-182	0	0	0	0	-245	-200	-167	-32	-45	Long-term	332	LIA
0	0	0	0	0	22	14	12	2	8	Financial derivatives	34	LIA
2	-5	0	-2	-2	-164	-117	-94	-23	-47	Loans	4	LIA
4	0	0	-8	0	-115	-96	-81	-16	-18	Short-term	41	LIA
-2	-5	0	6	-2	-50	-21	-13	-7	-29	Long-term	42	LIA
789	0	340	0	0	22	-176	-180	4	197	Shares and other equity	5	LIA
0	0	0	0	0	245	55	43	12	190	Quoted shares	511	LIA
789	0	340	0	0	-364	-262	-262	0	-102	Unquoted shares	512	LIA
0	0	0	0	0	104	-8	0	-8	111	Other equity	513	LIA
0	0	0	0	0	37	39	39	0	-2	Mutual funds shares	52	LIA
0	0	0	0	0	-1	-3	-2	0	2	Insurance technical reserves	6	LIA
0	0	0	0	0	1	-1	-1	0	2	Life insurance reserves	611	LIA
0	0	0	0	0	0	0	0	0	0	Pension fund reserves	612	LIA
0	0	0	0	0	-2	-2	-2	0	0	Other technical reserves	62	LIA
-565	2	0	-89	0	-683	31	5	26	-714	Other accounts payable	7	LIA
180	1	1	10	0	-92	-17	-18	1	-75	Trade credits and advances	71	LIA
-745	1	0	-99	0	-590	48	24	24	-638	Other	79	LIA
1.069	-107	73	1.744	-3	1.031	963	906	57	68	**Net financial assets**		NETO
Centralna država/ *Central government*	Lokalna država/ *Local government*	Skladi socialne varnosti/ *Social security funds*	Gospodinjstva/ *Households*	Nepr. instit., ki opravljajo storitve za gospod./ *Non-profit institutions serving households*	Tujina/ *Rest of the world*	EU/ *European Union*	EMU/ *Members of the EMU*	Ostale članice EU/ *European Union, not EMU*	Ostali (izven EU)/ *Others (not EU)*			
S1311	S1313	S1314	S14	S15	S2	S21	S2111	S2112	S22			

A.1.7. Nekonsolidirani finančni računi - stanja 2006 (konec leta)

v mio EUR

A.1.7.

Vrsta post.	Oznaka	Finančni instrumenti	Institucionalni sektorji								
			S1	S11	S12	S121	S122	S123	S124	S125	S13
FSR	F	**Finančna sredstva**	140.978	37.610	54.128	5.681	34.620	8.369	599	4.858	17.262
FSR	1	Monetarno zlato in SDR	88	0	88	88	0	0	0	0	0
FSR	2	Gotovina in vloge	26.673	3.484	6.103	1.010	4.104	508	68	412	1.592
FSR	21	Gotovina	3.694	72	237	2	231	1	3	0	3
FSR	22	Prenosljive vloge	8.604	1.268	1.640	32	1.430	134	34	10	235
FSR	29	Druge vloge	14.375	2.144	4.225	976	2.443	374	31	401	1.354
FSR	3	Vrednostni papirji razen delnic	16.541	569	14.952	4.446	7.259	420	11	2.816	507
FSR	331	Kratkoročni	2.549	120	2.360	0	2.197	39	4	120	61
FSR	332	Dolgoročni	13.847	383	12.538	4.446	5.012	378	7	2.695	442
FSR	34	Izvedeni finančni instrumenti	146	66	54	0	50	2	0	2	4
FSR	4	Posojila	29.893	3.180	25.054	0	21.352	3.608	68	26	820
FSR	41	Kratkoročna	9.712	1.768	7.215	0	6.774	379	53	9	431
FSR	42	Dolgoročna	20.181	1.413	17.839	0	14.578	3.229	15	17	389
FSR	5	Delnice in drug lastniški kapital	44.496	15.784	6.499	22	1.579	3.297	393	1.208	11.624
FSR	511	Delnice, ki kotirajo	12.799	2.800	3.334	0	622	2.177	168	367	3.331
FSR	512	Delnice, ki ne kotirajo	13.733	5.234	1.821	21	640	669	171	320	5.312
FSR	513	Drug lastniški kapital	14.160	7.351	461	1	168	182	42	68	2.920
FSR	52	Delnice/enote investicijskih skladov	3.805	400	883	0	150	268	12	453	60
FSR	6	Zavarovalno tehnične rezervacije	3.350	334	253	0	60	1	1	191	16
FSR	611	Rezervacije iz življenjskih zavarovanj	1.448	0	0	0	0	0	0	0	0
FSR	612	Rezervacije iz pokojninskih zavarovanj	643	0	0	0	0	0	0	0	0
FSR	62	Druge tehnične rezervacije	1.258	334	253	0	60	1	1	191	16
FSR	7	Druge terjatve	19.937	14.258	1.178	114	265	535	58	205	2.703
FSR	71	Trgovinski krediti in avansi	13.096	11.683	404	10	6	228	13	146	370
FSR	79	Drugo	6.841	2.575	774	105	259	307	45	58	2.333
OBV	F	**Obveznosti**	146.612	71.305	53.034	5.328	33.409	8.734	465	5.098	14.179
OBV	2	Gotovina in vloge	24.066	0	24.051	2.897	21.154	0	0	0	15
OBV	21	Gotovina	653	0	638	638	0	0	0	0	15
OBV	22	Prenosljive vloge	8.277	0	8.277	945	7.331	0	0	0	0
OBV	29	Druge vloge	15.136	0	15.136	1.314	13.822	0	0	0	0
OBV	3	Vrednostni papirji razen delnic	11.730	511	3.554	1.815	1.667	19	4	49	7.665
OBV	331	Kratkoročni	2.244	55	1.839	1.815	7	17	1	0	351
OBV	332	Dolgoročni	9.371	429	1.628	0	1.575	0	4	49	7.314
OBV	34	Izvedeni finančni instrumenti	115	28	87	0	86	1	0	0	0
OBV	4	Posojila	41.567	20.920	12.394	0	7.520	4.674	200	0	1.476
OBV	41	Kratkoročna	9.250	6.988	726	0	0	574	153	0	552
OBV	42	Dolgoročna	32.317	13.931	11.668	0	7.520	4.101	47	0	924
OBV	5	Delnice in drug lastniški kapital	46.585	35.543	8.680	501	2.714	3.661	214	1.591	2.362
OBV	511	Delnice, ki kotirajo	11.513	11.119	394	0	12	367	8	8	0
OBV	512	Delnice, ki ne kotirajo	16.074	9.538	4.174	0	2.696	342	149	987	2.362
OBV	513	Drug lastniški kapital	15.827	14.886	941	501	0	343	57	40	0
OBV	52	Delnice/enote investicijskih skladov	3.171	0	3.171	0	7	2.608	0	556	0
OBV	6	Zavarovalno tehnične rezervacije	3.333	0	3.333	0	0	0	0	3.333	0
OBV	611	Rezervacije iz življenjskih zavarovanj	1.364	0	1.364	0	0	0	0	1.364	0
OBV	612	Rezervacije iz pokojninskih zavarovanj	644	0	644	0	0	0	0	644	0
OBV	62	Druge tehnične rezervacije	1.325	0	1.325	0	0	0	0	1.325	0
OBV	7	Druge obveznosti	19.330	14.332	1.021	116	353	380	47	125	2.661
OBV	71	Trgovinski krediti in avansi	12.770	10.777	262	4	32	125	10	91	787
OBV	79	Drugo	6.560	3.555	759	112	321	255	38	33	1.875
NETO		**Neto finančna sredstva**	-5.634	-33.696	1.093	353	1.212	-365	134	-240	3.083
			Gospodarstvo Slovenije/ *Total economy*	Nefinančne družbe/ *Non-financial corporations*	Finančne družbe/ *Financial corporations*	Centralna banka/ *Central Bank*	Druge denarne finančne institucije/ *Other monetary financial institutions*	Drugi finančni posredniki / *Other financial intermediaries*	Izvajalci pomožnih finančnih dejavnosti/ *Financial auxiliaries*	Zavarovalnice in pokojninski skladi/ *Insurance corporations and pension funds*	Država/ *General government*
			S1	S11	S12	S121	S122	S123	S124	S125	S13

Non-consolidated financial accounts - outstanding amounts 2006 (end of year) A.1.7.

EUR millions

A.1.7.

Institutional sectors												
S1311	S1313	S1314	S14	S15	S2	S21	S2111	S2112	S22	Financial instruments	Code	Item type
14.038	1.030	2.194	31.508	471	31.377	27.773	23.535	4.237	3.604	**Financial assets**	F	FAS
0	0	0	0	0	0	0	0	0	0	Monetary gold and SDRs	1	FAS
1.210	338	45	15.228	267	3.858	3.616	3.419	197	242	Currency and deposits	2	FAS
1	2	0	3.382	0	0	0	0	0	0	Currency	21	FAS
150	71	13	5.335	126	253	128	89	38	125	Transferable deposits	22	FAS
1.058	264	32	6.511	141	3.605	3.488	3.330	159	117	Other deposits	29	FAS
276	5	226	459	54	2.512	2.188	1.624	565	324	Securities other than shares	3	FAS
43	2	16	7	0	24	24	24	0	0	Short-term	331	FAS
228	4	211	431	53	2.456	2.137	1.576	561	319	Long-term	332	FAS
4	0	0	21	0	33	28	24	3	5	Financial derivatives	34	FAS
767	22	31	828	11	13.566	13.227	10.874	2.353	339	Loans	4	FAS
400	0	30	295	4	100	94	87	7	7	Short-term	41	FAS
367	21	1	533	7	13.466	13.133	10.787	2.346	332	Long-term	42	FAS
9.503	469	1.651	10.497	92	6.997	5.239	4.701	538	1.758	Shares and other equity	5	FAS
2.280	23	1.028	3.325	9	573	332	279	54	241	Quoted shares	511	FAS
4.729	94	490	1.333	32	3.085	2.168	1.963	205	917	Unquoted shares	512	FAS
2.464	350	106	3.391	37	3.320	2.723	2.444	278	597	Other equity	513	FAS
30	3	27	2.447	14	20	16	15	1	4	Mutual funds shares	52	FAS
13	1	2	2.746	1	94	26	24	3	68	Insurance technical reserves	6	FAS
0	0	0	1.448	0	0	0	0	0	0	Life insurance reserves	611	FAS
0	0	0	643	0	1	0	0	0	1	Pension fund reserves	612	FAS
13	1	2	654	1	93	26	23	3	66	Other technical reserves	62	FAS
2.270	195	238	1.751	46	4.349	3.476	2.894	582	873	Other accounts receivable	7	FAS
249	101	20	617	22	4.019	3.192	2.636	556	827	Trade credits and advances	71	FAS
2.021	94	219	1.134	25	329	284	258	26	45	Other	79	FAS
12.040	503	1.636	8.004	89	25.655	15.759	13.569	2.190	9.896	**Liabilities**	F	LIA
15	0	0	0	0	6.466	5.251	4.766	485	1.215	Currency and deposits	2	LIA
15	0	0	0	0	3.041	2.490	2.451	39	551	Currency	21	LIA
0	0	0	0	0	581	505	461	44	76	Transferable deposits	22	LIA
0	0	0	0	0	2.844	2.256	1.854	401	588	Other deposits	29	LIA
7.665	0	0	0	0	7.323	5.752	5.050	702	1.571	Securities other than shares	3	LIA
351	0	0	0	0	328	313	305	8	15	Short-term	331	LIA
7.314	0	0	0	0	6.932	5.392	4.701	691	1.540	Long-term	332	LIA
0	0	0	0	0	63	47	44	3	16	Financial derivatives	34	LIA
1.224	249	3	6.714	63	1.892	491	309	182	1.401	Loans	4	LIA
539	13	0	972	12	562	200	129	72	362	Short-term	41	LIA
685	236	3	5.742	51	1.330	291	180	110	1.039	Long-term	42	LIA
814	0	1.548	0	0	4.909	1.788	1.532	256	3.120	Shares and other equity	5	LIA
0	0	0	0	0	1.858	646	485	160	1.213	Quoted shares	511	LIA
814	0	1.548	0	0	744	418	397	21	326	Unquoted shares	512	LIA
0	0	0	0	0	1.653	221	152	70	1.432	Other equity	513	LIA
0	0	0	0	0	653	503	498	6	150	Mutual funds shares	52	LIA
0	0	0	0	0	110	105	95	10	6	Insurance technical reserves	6	LIA
0	0	0	0	0	85	82	72	9	3	Life insurance reserves	611	LIA
0	0	0	0	0	0	0	0	0	0	Pension fund reserves	612	LIA
0	0	0	0	0	25	23	22	0	2	Other technical reserves	62	LIA
2.323	254	85	1.290	26	4.955	2.372	1.817	555	2.583	Other accounts payable	7	LIA
574	161	51	923	21	4.345	2.176	1.669	506	2.169	Trade credits and advances	71	LIA
1.748	93	33	366	5	610	197	148	49	413	Other	79	LIA
1.998	527	558	23.504	381	5.722	12.013	9.966	2.047	-6.292	**Net financial assets**		NETO
Centralna država/ *Central government*	Lokalna država/ *Local government*	Skladi socialne varnosti/ *Social security funds*	Gospodinjstva/ *Households*	Nepr. instit., ki opravljajo storitve za gospod./ *Non-profit institutions serving households*	Tujina/ *Rest of the world*	EU/ *European Union*	EMU/ *Members of the EMU*	Ostale članice EU/ *European Union, not EMU*	Ostali (izven EU)/ *Others (not EU)*			
S1311	S1313	S1314	S14	S15	S2	S21	S2111	S2112	S22			

A.1.8. Nekonsolidirani finančni računi - transakcije 2007

v mio EUR

A.1.8.

Vrsta post.	Oznaka	Finančni instrumenti	Institucionalni sektorji								
			S1	S11	S12	S121	S122	S123	S124	S125	S13
FSR	F	**Finančna sredstva**	20.592	5.993	10.838	576	7.333	2.163	34	732	1.033
FSR	1	Monetarno zlato in SDR	-29	0	-29	-29	0	0	0	0	0
FSR	2	Gotovina in vloge	3.701	350	1.249	944	-42	205	49	93	412
FSR	21	Gotovina	570	4	36	3	35	-1	-2	1	4
FSR	22	Prenosljive vloge	-728	73	-628	-31	-632	12	25	-2	-55
FSR	29	Druge vloge	3.859	273	1.842	972	556	194	26	94	463
FSR	3	Vrednostni papirji razen delnic	-400	-51	-361	-429	-274	-12	3	352	16
FSR	331	Kratkoročni	-1.163	-31	-1.091	0	-1.022	-15	-3	-51	-39
FSR	332	Dolgoročni	683	-59	722	-429	740	3	5	403	50
FSR	34	Izvedeni finančni instrumenti	79	40	8	0	8	-1	1	0	6
FSR	4	Posojila	11.321	1.280	9.246	0	8.045	1.175	16	11	763
FSR	41	Kratkoročna	5.116	1.324	2.975	0	2.627	329	23	-4	751
FSR	42	Dolgoročna	6.205	-45	6.272	0	5.418	846	-7	15	13
FSR	5	Delnice in drug lastniški kapital	2.319	2.150	397	54	-404	530	-42	258	-805
FSR	511	Delnice, ki kotirajo	973	1.363	-137	0	-445	328	-32	12	-263
FSR	512	Delnice, ki ne kotirajo	-25	273	221	0	55	145	-15	37	-556
FSR	513	Drug lastniški kapital	655	511	61	54	8	-10	-1	10	-28
FSR	52	Delnice/enote investicijskih skladov	715	3	251	0	-22	67	6	200	42
FSR	6	Zavarovalno tehnične rezervacije	280	47	-50	0	-21	1	0	-30	18
FSR	611	Rezervacije iz življenjskih zavarovanj	166	0	0	0	0	0	0	0	0
FSR	612	Rezervacije iz pokojninskih zavarovanj	148	0	0	0	0	0	0	0	0
FSR	62	Druge tehnične rezervacije	-34	47	-50	0	-21	1	0	-30	18
FSR	7	Druge terjatve	3.401	2.218	386	37	29	263	9	48	630
FSR	71	Trgovinski krediti in avansi	2.125	1.910	119	-9	8	108	1	11	16
FSR	79	Drugo	1.277	308	266	46	21	155	7	37	614
OBV	F	**Obveznosti**	22.519	9.226	10.316	389	7.326	2.118	-19	501	1.030
OBV	2	Gotovina in vloge	6.793	0	6.759	2.130	4.629	0	0	0	34
OBV	21	Gotovina	-54	0	-88	-88	0	0	0	0	34
OBV	22	Prenosljive vloge	2.966	0	2.966	3.024	-58	0	0	0	0
OBV	29	Druge vloge	3.881	0	3.881	-806	4.687	0	0	0	0
OBV	3	Vrednostni papirji razen delnic	-1.975	75	-1.736	-1.815	95	-17	-1	1	-314
OBV	331	Kratkoročni	-1.990	37	-1.828	-1.815	4	-16	-1	0	-200
OBV	332	Dolgoročni	-49	18	48	0	48	0	-1	1	-114
OBV	34	Izvedeni finančni instrumenti	64	20	44	0	44	-1	0	0	0
OBV	4	Posojila	12.722	6.223	3.968	0	2.428	1.475	32	33	695
OBV	41	Kratkoročna	4.699	2.932	727	0	0	704	23	0	771
OBV	42	Dolgoročna	8.023	3.291	3.241	0	2.429	771	8	33	-76
OBV	5	Delnice in drug lastniški kapital	1.328	463	863	0	214	577	-65	138	1
OBV	511	Delnice, ki kotirajo	79	69	10	0	0	10	0	0	0
OBV	512	Delnice, ki ne kotirajo	284	113	171	0	211	0	-68	28	1
OBV	513	Drug lastniški kapital	370	282	88	0	0	86	2	0	0
OBV	52	Delnice/enote investicijskih skladov	594	0	594	0	3	481	0	111	0
OBV	6	Zavarovalno tehnične rezervacije	279	0	279	0	0	0	0	279	0
OBV	611	Rezervacije iz življenjskih zavarovanj	156	0	156	0	0	0	0	156	0
OBV	612	Rezervacije iz pokojninskih zavarovanj	148	0	148	0	0	0	0	148	0
OBV	62	Druge tehnične rezervacije	-25	0	-25	0	0	0	0	-25	0
OBV	7	Druge obveznosti	3.373	2.465	183	74	-41	83	16	50	614
OBV	71	Trgovinski krediti in avansi	2.248	1.930	120	-3	9	89	-1	25	104
OBV	79	Drugo	1.124	535	63	76	-50	-6	17	25	511
NETO		**Neto finančna sredstva**	-1.927	-3.233	522	187	7	44	53	230	3
			Gospodarstvo Slovenije/ *Total economy*	Nefinančne družbe/ *Non-financial corporations*	Finančne družbe/ *Financial corporations*	Centralna banka/ *Central Bank*	Druge denarne finančne institucije/ *Other monetary financial institutions*	Drugi finančni posredniki / *Other financial intermediaries*	Izvajalci pomožnih finančnih dejavnosti/ *Financial auxiliaries*	Zavarovalnice in pokojninski skladi/ *Insurance corporations and pension funds*	Država/ *General government*
			S1	S11	S12	S121	S122	S123	S124	S125	S13

Non-consolidated financial accounts - transactions 2007 A.1.8.

EUR millions

A.1.8.

Institutional sectors												
S1311	S1313	S1314	S14	S15	S2	S21	S2111	S2112	S22	Financial instruments	Code	Item type
868	54	112	2.668	59	11.555	10.562	8.497	2.065	993	**Financial assets**	F	FAS
0	0	0	0	0	29	-10	0	-10	39	Monetary gold and SDRs	1	FAS
240	46	125	1.663	27	5.905	5.715	5.588	127	190	Currency and deposits	2	FAS
-1	5	0	527	0	0	0	0	0	0	Currency	21	FAS
-108	38	14	-123	5	3.538	3.540	3.479	60	-1	Transferable deposits	22	FAS
349	3	111	1.259	22	2.367	2.176	2.109	67	191	Other deposits	29	FAS
-24	-5	45	-7	2	853	619	336	284	234	Securities other than shares	3	FAS
-29	-2	-8	-1	0	-24	-24	-24	0	0	Short-term	331	FAS
-1	-4	54	-31	2	859	626	343	283	233	Long-term	332	FAS
6	0	0	26	0	18	17	17	0	1	Financial derivatives	34	FAS
700	0	64	29	3	3.358	3.157	1.737	1.420	201	Loans	4	FAS
687	0	64	61	4	454	386	342	44	68	Short-term	41	FAS
13	0	0	-33	-2	2.903	2.771	1.395	1.376	133	Long-term	42	FAS
-660	19	-165	560	18	747	600	525	75	147	Shares and other equity	5	FAS
-134	0	-129	4	6	32	-29	36	-65	61	Quoted shares	511	FAS
-499	-4	-54	34	3	567	496	383	112	72	Unquoted shares	512	FAS
-50	21	1	110	2	144	132	109	23	12	Other equity	513	FAS
23	2	17	412	6	3	2	-4	5	2	Mutual funds shares	52	FAS
4	3	10	265	0	5	7	3	4	-2	Insurance technical reserves	6	FAS
0	0	0	166	0	0	0	0	0	0	Life insurance reserves	611	FAS
0	0	0	148	0	1	0	0	0	1	Pension fund reserves	612	FAS
4	3	10	-49	0	4	7	3	4	-3	Other technical reserves	62	FAS
608	-9	31	158	10	658	472	308	165	185	Other accounts receivable	7	FAS
27	-18	7	77	3	663	485	331	154	179	Trade credits and advances	71	FAS
581	9	25	82	7	-5	-12	-23	11	7	Other	79	FAS
885	91	54	1.921	25	9.628	6.459	5.445	1.015	3.169	**Liabilities**	F	LIA
34	0	0	0	0	2.813	2.541	2.333	208	272	Currency and deposits	2	LIA
34	0	0	0	0	624	468	506	-37	156	Currency	21	LIA
0	0	0	0	0	-156	-119	-142	23	-38	Transferable deposits	22	LIA
0	0	0	0	0	2.345	2.191	1.969	222	154	Other deposits	29	LIA
-314	0	0	0	0	2.428	2.455	2.146	308	-27	Securities other than shares	3	LIA
-200	0	0	0	0	804	810	811	-1	-6	Short-term	331	LIA
-114	0	0	0	0	1.591	1.608	1.298	310	-17	Long-term	332	LIA
0	0	0	0	0	33	36	37	0	-3	Financial derivatives	34	LIA
679	16	0	1.816	20	1.957	400	354	45	1.557	Loans	4	LIA
775	-4	0	266	2	871	420	351	69	451	Short-term	41	LIA
-96	20	0	1.550	18	1.086	-20	4	-24	1.106	Long-term	42	LIA
0	0	1	0	0	1.738	662	448	214	1.076	Shares and other equity	5	LIA
0	0	0	0	0	927	293	223	70	634	Quoted shares	511	LIA
0	0	1	0	0	258	137	9	128	121	Unquoted shares	512	LIA
0	0	0	0	0	430	144	148	-4	286	Other equity	513	LIA
0	0	0	0	0	124	88	67	21	36	Mutual funds shares	52	LIA
0	0	0	0	0	6	8	5	3	-2	Insurance technical reserves	6	LIA
0	0	0	0	0	10	12	15	-3	-2	Life insurance reserves	611	LIA
0	0	0	0	0	0	0	0	0	0	Pension fund reserves	612	LIA
0	0	0	0	0	-4	-4	-11	6	0	Other technical reserves	62	LIA
486	75	53	105	5	687	394	159	235	293	Other accounts payable	7	LIA
56	31	16	91	4	539	257	120	136	283	Trade credits and advances	71	LIA
430	43	37	14	2	147	137	38	99	10	Other	79	LIA
-18	-37	57	747	34	1.927	4.102	3.052	1.050	-2.175	**Net financial assets**		NETO
Centralna država/ *Central government*	Lokalna država/ *Local government*	Skladi socialne varnosti/ *Social security funds*	Gospodinjstva/ *Households*	Nepr. instit., ki opravljajo storitve za gospod./ *Non-profit institutions serving households*	Tujina/ *Rest of the world*	EU/ *European Union*	EMU/ *Members of the EMU*	Ostale članice EU/ *European Union, not EMU*	Ostali (izven EU)/ *Others (not EU)*			
S1311	S1313	S1314	S14	S15	S2	S21	S2111	S2112	S22			

A.1.9. Nekonsolidirani finančni računi - vrednostne spremembe 2007

v mio EUR

A.1.9.

Vrsta post.	Oznaka	Finančni instrumenti	Institucionalni sektorji								
			S1	S11	S12	S121	S122	S123	S124	S125	S13
FSR	F	**Finančna sredstva**	13.434	1.961	4.636	2.131	1.427	675	42	361	4.138
FSR	1	Monetarno zlato in SDR	8	0	8	8	0	0	0	0	0
FSR	2	Gotovina in vloge	2.263	80	2.219	2.233	68	-105	-2	25	-26
FSR	21	Gotovina	-14	0	-4	0	-3	0	0	0	0
FSR	22	Prenosljive vloge	162	136	8	2	-6	10	1	1	1
FSR	29	Druge vloge	2.115	-55	2.215	2.231	78	-115	-3	24	-27
FSR	3	Vrednostni papirji razen delnic	-195	-30	-158	-107	25	-49	0	-28	3
FSR	331	Kratkoročni	-4	-1	-4	0	9	-15	0	2	0
FSR	332	Dolgoročni	-215	-1	-206	-108	-31	-36	0	-31	3
FSR	34	Izvedeni finančni instrumenti	24	-29	51	2	47	1	0	1	0
FSR	4	Posojila	251	65	206	0	795	-587	-3	1	-8
FSR	41	Kratkoročna	216	109	116	0	103	14	-1	0	-5
FSR	42	Dolgoročna	35	-44	90	0	692	-601	-2	1	-3
FSR	5	Delnice in drug lastniški kapital	10.965	1.842	2.495	-1	606	1.486	47	358	4.059
FSR	511	Delnice, ki kotirajo	7.923	1.395	2.230	0	488	1.387	99	255	2.411
FSR	512	Delnice, ki ne kotirajo	1.246	124	-97	-1	43	-79	-48	-12	1.396
FSR	513	Drug lastniški kapital	812	181	98	0	22	83	-10	4	236
FSR	52	Delnice/enote investicijskih skladov	985	142	264	0	53	95	6	111	17
FSR	6	Zavarovalno tehnične rezervacije	156	7	0	0	-1	0	0	1	-7
FSR	611	Rezervacije iz življenjskih zavarovanj	86	0	0	0	0	0	0	0	0
FSR	612	Rezervacije iz pokojninskih zavarovanj	24	0	0	0	0	0	0	0	0
FSR	62	Druge tehnične rezervacije	46	7	0	0	-1	0	0	1	-7
FSR	7	Druge terjatve	-16	-3	-134	-3	-67	-68	0	5	117
FSR	71	Trgovinski krediti in avansi	162	133	13	0	0	2	0	11	4
FSR	79	Drugo	-177	-136	-147	-3	-67	-71	0	-6	113
OBV	F	**Obveznosti**	13.385	7.415	4.826	2.306	1.614	391	86	428	1.130
OBV	2	Gotovina in vloge	2.136	0	2.145	2.298	-153	0	0	0	-9
OBV	21	Gotovina	2.301	0	2.310	2.310	0	0	0	0	-9
OBV	22	Prenosljive vloge	52	0	52	-2	54	0	0	0	0
OBV	29	Druge vloge	-217	0	-217	-10	-206	0	0	0	0
OBV	3	Vrednostni papirji razen delnic	-201	6	23	0	25	-1	0	-1	-230
OBV	331	Kratkoročni	-1	0	-2	0	-1	-1	0	0	0
OBV	332	Dolgoročni	-213	-8	25	0	26	0	0	-1	-230
OBV	34	Izvedeni finančni instrumenti	13	14	0	0	-1	0	0	0	0
OBV	4	Posojila	244	256	-19	0	703	-721	0	0	0
OBV	41	Kratkoročna	260	247	4	0	0	-10	13	0	-6
OBV	42	Dolgoročna	-16	9	-23	0	703	-712	-14	0	6
OBV	5	Delnice in drug lastniški kapital	11.068	7.286	2.586	-29	983	1.232	86	314	1.196
OBV	511	Delnice, ki kotirajo	8.187	6.892	1.295	0	985	279	27	3	0
OBV	512	Delnice, ki ne kotirajo	940	-364	108	0	-3	-165	0	277	1.196
OBV	513	Drug lastniški kapital	1.085	759	327	-29	0	287	59	9	0
OBV	52	Delnice/enote investicijskih skladov	856	0	856	0	0	831	0	25	0
OBV	6	Zavarovalno tehnične rezervacije	114	0	114	0	0	0	0	114	0
OBV	611	Rezervacije iz življenjskih zavarovanj	85	0	85	0	0	0	0	85	0
OBV	612	Rezervacije iz pokojninskih zavarovanj	24	0	24	0	0	0	0	24	0
OBV	62	Druge tehnične rezervacije	5	0	5	0	0	0	0	5	0
OBV	7	Druge obveznosti	25	-133	-23	38	57	-119	1	1	173
OBV	71	Trgovinski krediti in avansi	88	67	-1	0	2	-3	0	1	14
OBV	79	Drugo	-63	-200	-22	38	55	-116	1	0	160
NETO		**Neto finančna sredstva**	48	-5.453	-190	-175	-187	284	-44	-67	3.008
			Gospodarstvo Slovenije/ *Total economy*	Nefinančne družbe/ *Non-financial corporations*	Finančne družbe/ *Financial corporations*	Centralna banka/ *Central Bank*	Druge denarne finančne institucije/ *Other monetary financial institutions*	Drugi finančni posredniki / *Other financial intermediaries*	Izvajalci pomožnih finančnih dejavnosti/ *Financial auxiliaries*	Zavarovalnice in pokojninski skladi/ *Insurance corporations and pension funds*	Država/ *General government*
			S1	S11	S12	S121	S122	S123	S124	S125	S13

Non-consolidated financial accounts - revaluation changes 2007 A.1.9.

EUR millions

A.1.9.

Institutional sectors												
S1311	S1313	S1314	S14	S15	S2	S21	S2111	S2112	S22	Financial instruments	Code	Item type
3.277	38	824	2.701	-3	175	162	75	87	14	**Financial assets**	F	FAS
0	0	0	0	0	-29	10	0	10	-39	Monetary gold and SDRs	1	FAS
-16	0	-11	-4	-6	-24	-13	-21	9	-11	Currency and deposits	2	FAS
0	0	0	-10	0	0	0	0	0	0	Currency	21	FAS
-2	-1	3	22	-5	0	0	0	0	0	Transferable deposits	22	FAS
-14	1	-14	-16	-2	-24	-13	-22	8	-11	Other deposits	29	FAS
-6	0	10	-8	-2	-105	-85	-59	-26	-20	Securities other than shares	3	FAS
0	0	0	0	0	0	0	0	0	0	Short-term	331	FAS
-6	0	10	-10	-2	-131	-109	-83	-27	-22	Long-term	332	FAS
0	0	0	2	0	26	24	24	1	1	Financial derivatives	34	FAS
-7	0	-1	-12	0	120	57	71	-14	63	Loans	4	FAS
-4	0	-1	-5	0	192	182	163	20	10	Short-term	41	FAS
-3	0	0	-7	0	-72	-125	-91	-34	53	Long-term	42	FAS
3.197	40	823	2.564	5	393	260	158	102	133	Shares and other equity	5	FAS
1.647	20	744	1.883	4	655	472	307	165	183	Quoted shares	511	FAS
1.339	0	56	-177	0	-558	-491	-415	-76	-68	Unquoted shares	512	FAS
200	19	17	299	-3	290	273	261	12	16	Other equity	513	FAS
10	1	6	559	4	7	6	5	1	1	Mutual funds shares	52	FAS
-6	0	-1	157	0	-41	0	0	0	-41	Insurance technical reserves	6	FAS
0	0	0	86	0	0	0	0	0	0	Life insurance reserves	611	FAS
0	0	0	24	0	0	0	0	0	0	Pension fund reserves	612	FAS
-6	0	-1	47	0	-41	0	0	0	-41	Other technical reserves	62	FAS
115	-2	4	4	0	-139	-68	-75	6	-70	Other accounts receivable	7	FAS
3	1	0	12	0	-7	45	31	14	-52	Trade credits and advances	71	FAS
112	-2	4	-8	0	-132	-113	-105	-8	-18	Other	79	FAS
387	-1	744	15	0	245	130	-3	133	115	**Liabilities**	F	LIA
-9	0	0	0	0	103	118	121	-3	-14	Currency and deposits	2	LIA
-9	0	0	0	0	-2.315	-2.315	-2.315	0	0	Currency	21	LIA
0	0	0	0	0	110	88	90	-2	23	Transferable deposits	22	LIA
0	0	0	0	0	2.308	2.345	2.346	-1	-37	Other deposits	29	LIA
-230	0	0	0	0	-98	-140	-64	-76	42	Securities other than shares	3	LIA
0	0	0	0	0	-3	-3	-3	0	0	Short-term	331	LIA
-230	0	0	0	0	-133	-169	-89	-80	36	Long-term	332	LIA
0	0	0	0	0	37	32	28	4	6	Financial derivatives	34	LIA
-4	5	0	7	0	127	49	-13	62	79	Loans	4	LIA
-6	0	0	15	0	148	35	1	34	113	Short-term	41	LIA
1	5	0	-8	-1	-20	14	-14	28	-34	Long-term	42	LIA
454	0	742	0	0	291	10	-46	56	281	Shares and other equity	5	LIA
0	0	0	0	0	391	114	101	13	277	Quoted shares	511	LIA
454	0	742	0	0	-252	-213	-235	22	-39	Unquoted shares	512	LIA
0	0	0	0	0	16	5	-6	11	11	Other equity	513	LIA
0	0	0	0	0	136	104	94	10	32	Mutual funds shares	52	LIA
0	0	0	0	0	1	1	1	0	0	Insurance technical reserves	6	LIA
0	0	0	0	0	1	1	1	0	0	Life insurance reserves	611	LIA
0	0	0	0	0	0	0	0	0	0	Pension fund reserves	612	LIA
0	0	0	0	0	0	0	0	0	0	Other technical reserves	62	LIA
177	-6	1	8	0	-179	93	-1	94	-273	Other accounts payable	7	LIA
12	1	1	9	0	66	127	29	98	-61	Trade credits and advances	71	LIA
166	-6	0	-1	0	-246	-34	-31	-4	-211	Other	79	LIA
2.889	39	80	2.686	-3	-69	32	78	-46	-101	**Net financial assets**		NETO
Centralna država/ *Central government*	Lokalna država/ *Local government*	Skladi socialne varnosti/ *Social security funds*	Gospodinjstva/ *Households*	Nepr. instit., ki opravljajo storitve za gospod./ *Non-profit institutions serving households*	Tujina/ *Rest of the world*	EU/ *European Union*	EMU/ *Members of the EMU*	Ostale članice EU/ *European Union, not EMU*	Ostali (izven EU)/ *Others (not EU)*			
S1311	S1313	S1314	S14	S15	S2	S21	S2111	S2112	S22			

A.1.10. Nekonsolidirani finančni računi - stanja 2007 (konec leta)

v mio EUR

A.1.10.

Vrsta post.	Oznaka	Finančni instrumenti	Institucionalni sektorji								
			S1	S11	S12	S121	S122	S123	S124	S125	S13
FSR	F	**Finančna sredstva**	175.003	45.564	69.602	8.388	43.381	11.207	676	5.951	22.433
FSR	1	Monetarno zlato in SDR	67	0	67	67	0	0	0	0	0
FSR	2	Gotovina in vloge	32.638	3.914	9.571	4.187	4.131	608	116	529	1.978
FSR	21	Gotovina	4.250	75	269	4	262	0	1	1	7
FSR	22	Prenosljive vloge	8.038	1.477	1.020	3	792	156	61	9	180
FSR	29	Druge vloge	20.349	2.362	8.282	4.180	3.077	452	54	520	1.791
FSR	3	Vrednostni papirji razen delnic	15.946	488	14.433	3.910	7.011	358	13	3.140	527
FSR	331	Kratkoročni	1.381	89	1.265	0	1.184	10	1	71	22
FSR	332	Dolgoročni	14.315	323	13.054	3.909	5.722	345	12	3.067	495
FSR	34	Izvedeni finančni instrumenti	250	77	113	2	105	3	1	3	10
FSR	4	Posojila	41.465	4.525	34.507	0	30.192	4.196	80	38	1.575
FSR	41	Kratkoročna	15.044	3.201	10.306	0	9.504	722	75	5	1.177
FSR	42	Dolgoročna	26.421	1.324	24.201	0	20.689	3.474	6	32	398
FSR	5	Delnice in drug lastniški kapital	57.780	19.776	9.391	75	1.781	5.313	398	1.824	14.877
FSR	511	Delnice, ki kotirajo	21.694	5.558	5.427	0	665	3.892	235	634	5.479
FSR	512	Delnice, ki ne kotirajo	14.953	5.630	1.946	20	737	736	108	345	6.152
FSR	513	Drug lastniški kapital	15.628	8.043	621	55	198	254	31	82	3.127
FSR	52	Delnice/enote investicijskih skladov	5.505	544	1.398	0	181	430	24	763	120
FSR	6	Zavarovalno tehnične rezervacije	3.786	389	203	0	39	2	1	162	26
FSR	611	Rezervacije iz življenjskih zavarovanj	1.700	0	0	0	0	0	0	0	0
FSR	612	Rezervacije iz pokojninskih zavarovanj	815	0	0	0	0	0	0	0	0
FSR	62	Druge tehnične rezervacije	1.271	389	203	0	39	2	1	162	26
FSR	7	Druge terjatve	23.322	16.473	1.430	149	227	730	67	257	3.450
FSR	71	Trgovinski krediti in avansi	15.382	13.725	536	1	14	339	15	168	390
FSR	79	Drugo	7.940	2.747	894	148	213	392	53	89	3.060
OBV	F	**Obveznosti**	182.516	87.946	68.176	8.023	42.349	11.243	533	6.028	16.339
OBV	2	Gotovina in vloge	32.995	0	32.955	7.325	25.630	0	0	0	40
OBV	21	Gotovina	2.899	0	2.859	2.859	0	0	0	0	40
OBV	22	Prenosljive vloge	11.295	0	11.295	3.968	7.327	0	0	0	0
OBV	29	Druge vloge	18.801	0	18.801	498	18.303	0	0	0	0
OBV	3	Vrednostni papirji razen delnic	9.554	592	1.841	0	1.788	1	3	49	7.121
OBV	331	Kratkoročni	252	91	10	0	10	0	0	0	151
OBV	332	Dolgoročni	9.109	438	1.701	0	1.649	0	3	49	6.970
OBV	34	Izvedeni finančni instrumenti	193	62	130	0	129	1	0	0	0
OBV	4	Posojila	54.532	27.398	16.343	0	10.651	5.428	231	33	2.171
OBV	41	Kratkoročna	14.209	10.168	1.457	0	0	1.268	189	0	1.317
OBV	42	Dolgoročna	40.323	17.231	14.886	0	10.651	4.160	42	33	854
OBV	5	Delnice in drug lastniški kapital	58.980	43.292	12.130	472	3.911	5.470	234	2.043	3.559
OBV	511	Delnice, ki kotirajo	19.779	18.080	1.699	0	997	656	35	11	0
OBV	512	Delnice, ki ne kotirajo	17.298	9.286	4.453	0	2.904	177	81	1.291	3.559
OBV	513	Drug lastniški kapital	17.282	15.926	1.356	472	0	717	118	49	0
OBV	52	Delnice/enote investicijskih skladov	4.622	0	4.622	0	10	3.920	0	692	0
OBV	6	Zavarovalno tehnične rezervacije	3.726	0	3.726	0	0	0	0	3.726	0
OBV	611	Rezervacije iz življenjskih zavarovanj	1.605	0	1.605	0	0	0	0	1.605	0
OBV	612	Rezervacije iz pokojninskih zavarovanj	817	0	817	0	0	0	0	817	0
OBV	62	Druge tehnične rezervacije	1.305	0	1.305	0	0	0	0	1.305	0
OBV	7	Druge obveznosti	22.728	16.664	1.181	227	369	345	65	176	3.449
OBV	71	Trgovinski krediti in avansi	15.107	12.774	380	1	42	211	9	117	904
OBV	79	Drugo	7.621	3.890	801	226	327	133	55	59	2.545
NETO		**Neto finančna sredstva**	-7.512	-42.382	1.426	365	1.032	-36	143	-77	6.094
			Gospodarstvo Slovenije/ *Total economy*	Nefinančne družbe/ *Non-financial corporations*	Finančne družbe/ *Financial corporations*	Centralna banka/ *Central Bank*	Druge denarne finančne institucije/ *Other monetary financial institutions*	Drugi finančni posredniki / *Other financial intermediaries*	Izvajalci pomožnih finančnih dejavnosti/ *Financial auxiliaries*	Zavarovalnice in pokojninski skladi/ *Insurance corporations and pension funds*	Država/ *General government*
			S1	S11	S12	S121	S122	S123	S124	S125	S13

Non-consolidated financial accounts - outstanding amounts 2007 (end of year) A.1.10.

EUR millions

A.1.10.

Institutional sectors												
S1311	S1313	S1314	S14	S15	S2	S21	S2111	S2112	S22	Financial instruments	Code	Item type
18.183	1.121	3.129	36.877	526	43.107	38.496	32.107	6.389	4.611	**Financial assets**	F	FAS
0	0	0	0	0	0	0	0	0	0	Monetary gold and SDRs	1	FAS
1.434	384	159	16.887	288	9.739	9.318	8.986	333	421	Currency and deposits	2	FAS
0	7	0	3.899	0	0	0	0	0	0	Currency	21	FAS
41	109	30	5.234	127	3.791	3.667	3.569	99	124	Transferable deposits	22	FAS
1.393	269	129	7.754	161	5.948	5.651	5.417	234	297	Other deposits	29	FAS
245	0	281	444	54	3.260	2.723	1.901	822	537	Securities other than shares	3	FAS
14	0	7	6	0	0	0	0	0	0	Short-term	331	FAS
221	0	274	390	53	3.184	2.654	1.836	818	530	Long-term	332	FAS
10	0	0	49	1	76	69	65	4	7	Financial derivatives	34	FAS
1.460	21	94	845	13	17.044	16.441	12.682	3.759	603	Loans	4	FAS
1.084	0	93	351	8	746	662	591	71	84	Short-term	41	FAS
376	21	1	493	5	16.298	15.779	12.091	3.688	518	Long-term	42	FAS
12.040	528	2.310	13.621	115	8.138	6.100	5.384	716	2.038	Shares and other equity	5	FAS
3.793	43	1.642	5.212	19	1.260	776	622	154	484	Quoted shares	511	FAS
5.570	90	492	1.190	36	3.094	2.173	1.932	241	921	Unquoted shares	512	FAS
2.613	389	125	3.800	36	3.754	3.128	2.814	314	626	Other equity	513	FAS
64	6	50	3.418	24	30	23	16	7	7	Mutual funds shares	52	FAS
11	4	11	3.167	1	58	34	27	7	24	Insurance technical reserves	6	FAS
0	0	0	1.700	0	1	0	0	0	0	Life insurance reserves	611	FAS
0	0	0	815	0	2	0	0	0	2	Pension fund reserves	612	FAS
11	4	11	652	1	56	33	27	6	22	Other technical reserves	62	FAS
2.993	184	274	1.914	56	4.868	3.880	3.128	752	988	Other accounts receivable	7	FAS
279	84	27	706	25	4.676	3.722	2.998	724	954	Trade credits and advances	71	FAS
2.713	100	247	1.208	31	192	159	130	29	34	Other	79	FAS
13.313	593	2.434	9.940	114	35.528	22.348	19.011	3.338	13.179	**Liabilities**	F	LIA
40	0	0	0	0	9.382	7.909	7.220	690	1.473	Currency and deposits	2	LIA
40	0	0	0	0	1.351	644	642	2	707	Currency	21	LIA
0	0	0	0	0	535	474	409	65	61	Transferable deposits	22	LIA
0	0	0	0	0	7.497	6.791	6.169	622	705	Other deposits	29	LIA
7.121	0	0	0	0	9.652	8.066	7.132	934	1.586	Securities other than shares	3	LIA
151	0	0	0	0	1.129	1.120	1.113	8	9	Short-term	331	LIA
6.970	0	0	0	0	8.390	6.831	5.910	921	1.559	Long-term	332	LIA
0	0	0	0	0	133	115	109	6	18	Financial derivatives	34	LIA
1.898	270	3	8.537	82	3.976	939	650	289	3.037	Loans	4	LIA
1.308	8	0	1.254	14	1.581	655	480	175	926	Short-term	41	LIA
590	261	3	7.284	69	2.395	284	170	114	2.111	Long-term	42	LIA
1.267	0	2.292	0	0	6.937	2.460	1.934	527	4.477	Shares and other equity	5	LIA
0	0	0	0	0	3.176	1.053	810	243	2.123	Quoted shares	511	LIA
1.267	0	2.292	0	0	749	342	171	170	408	Unquoted shares	512	LIA
0	0	0	0	0	2.099	370	294	76	1.729	Other equity	513	LIA
0	0	0	0	0	913	696	659	37	217	Mutual funds shares	52	LIA
0	0	0	0	0	117	113	100	13	4	Insurance technical reserves	6	LIA
0	0	0	0	0	96	95	88	6	2	Life insurance reserves	611	LIA
0	0	0	0	0	0	0	0	0	0	Pension fund reserves	612	LIA
0	0	0	0	0	21	19	12	7	2	Other technical reserves	62	LIA
2.986	323	139	1.403	32	5.462	2.860	1.975	885	2.603	Other accounts payable	7	LIA
642	193	69	1.024	25	4.951	2.560	1.819	741	2.391	Trade credits and advances	71	LIA
2.344	130	71	379	6	511	300	155	144	212	Other	79	LIA
4.870	529	696	26.938	412	7.579	16.147	13.096	3.051	-8.568	**Net financial assets**		NETO
Centralna država/ *Central government*	Lokalna država/ *Local government*	Skladi socialne varnosti/ *Social security funds*	Gospodinjstva/ *Households*	Nepr. instit., ki opravljajo storitve za gospod./ *Non-profit institutions serving households*	Tujina/ *Rest of the world*	EU/ *European Union*	EMU/ *Members of the EMU*	Ostale članice EU/ *European Union, not EMU*	Ostali (izven EU)/ *Others (not EU)*			
S1311	S1313	S1314	S14	S15	S2	S21	S2111	S2112	S22			

A.1.11. Nekonsolidirani finančni računi - transakcije 2008

v mio EUR

A.1.11.

Vrsta post.	Oznaka	Finančni instrumenti	Institucionalni sektorji								
			S1	S11	S12	S121	S122	S123	S124	S125	S13
FSR	F	**Finančna sredstva**	13.875	3.332	8.051	885	5.775	606	69	716	-102
FSR	1	Monetarno zlato in SDR	-9	0	-9	-9	0	0	0	0	0
FSR	2	Gotovina in vloge	3.026	30	452	646	-45	-285	-33	170	248
FSR	21	Gotovina	1.069	-7	7	-3	12	0	-1	-1	-2
FSR	22	Prenosljive vloge	209	-62	487	-42	596	-66	-11	9	-32
FSR	29	Druge vloge	1.748	99	-43	690	-654	-220	-21	161	282
FSR	3	Vrednostni papirji razen delnic	-80	-21	49	296	-342	-85	1	179	-93
FSR	331	Kratkoročni	-103	17	-109	0	-75	-5	4	-33	-14
FSR	332	Dolgoročni	5	-33	109	298	-318	-79	-2	211	-75
FSR	34	Izvedeni finančni instrumenti	18	-4	49	-2	51	-1	-1	1	-3
FSR	4	Posojila	7.880	1.158	6.853	0	5.828	994	18	13	-194
FSR	41	Kratkoročna	3.566	1.076	2.676	0	2.516	152	8	0	-214
FSR	42	Dolgoročna	4.314	82	4.177	0	3.312	842	10	14	20
FSR	5	Delnice in drug lastniški kapital	2.022	1.438	848	0	383	112	78	276	-14
FSR	511	Delnice, ki kotirajo	-49	-63	187	0	240	-54	-8	9	-32
FSR	512	Delnice, ki ne kotirajo	969	449	530	0	178	164	52	136	-16
FSR	513	Drug lastniški kapital	1.239	1.090	30	0	-5	11	32	-8	22
FSR	52	Delnice/enote investicijskih skladov	-138	-38	102	0	-31	-9	2	139	12
FSR	6	Zavarovalno tehnične rezervacije	388	12	51	0	-3	-1	-1	55	-13
FSR	611	Rezervacije iz življenjskih zavarovanj	158	0	0	0	0	0	0	0	0
FSR	612	Rezervacije iz pokojninskih zavarovanj	117	0	0	0	0	0	0	0	0
FSR	62	Druge tehnične rezervacije	113	12	51	0	-3	-1	-1	55	-13
FSR	7	Druge terjatve	650	715	-192	-47	-46	-130	7	24	-35
FSR	71	Trgovinski krediti in avansi	704	635	-11	1	-7	-17	-5	18	16
FSR	79	Drugo	-55	80	-181	-48	-39	-112	12	6	-51
OBV	F	**Obveznosti**	16.579	7.012	7.900	807	5.551	837	80	625	557
OBV	2	Gotovina in vloge	3.723	0	3.721	902	2.819	0	0	0	2
OBV	21	Gotovina	358	0	356	356	0	0	0	0	2
OBV	22	Prenosljive vloge	317	0	317	664	-347	0	0	0	0
OBV	29	Druge vloge	3.049	0	3.049	-117	3.166	0	0	0	0
OBV	3	Vrednostni papirji razen delnic	670	56	316	0	299	4	5	7	296
OBV	331	Kratkoročni	51	11	102	0	96	0	5	0	-61
OBV	332	Dolgoročni	552	-10	203	0	194	1	0	8	360
OBV	34	Izvedeni finančni instrumenti	66	55	12	0	9	3	0	0	-3
OBV	4	Posojila	9.734	5.742	3.108	0	1.750	1.221	84	53	-147
OBV	41	Kratkoročna	3.604	3.032	647	0	0	524	70	53	-165
OBV	42	Dolgoročna	6.129	2.711	2.461	0	1.750	697	14	0	18
OBV	5	Delnice in drug lastniški kapital	1.450	874	583	0	723	-319	4	175	-7
OBV	511	Delnice, ki kotirajo	68	-1	69	0	53	16	0	0	0
OBV	512	Delnice, ki ne kotirajo	784	73	718	0	663	0	1	55	-7
OBV	513	Drug lastniški kapital	788	803	-15	0	0	-18	3	0	0
OBV	52	Delnice/enote investicijskih skladov	-190	0	-190	0	6	-317	0	121	0
OBV	6	Zavarovalno tehnične rezervacije	385	0	385	0	0	0	0	385	0
OBV	611	Rezervacije iz življenjskih zavarovanj	157	0	157	0	0	0	0	157	0
OBV	612	Rezervacije iz pokojninskih zavarovanj	117	0	117	0	0	0	0	117	0
OBV	62	Druge tehnične rezervacije	111	0	111	0	0	0	0	111	0
OBV	7	Druge obveznosti	618	340	-213	-96	-40	-69	-13	4	413
OBV	71	Trgovinski krediti in avansi	503	269	-33	1	-4	-45	-2	16	214
OBV	79	Drugo	115	70	-180	-97	-36	-24	-11	-12	199
NETO		**Neto finančna sredstva**	-2.704	-3.680	151	79	224	-231	-11	91	-658
			Gospodarstvo Slovenije/ *Total economy*	Nefinančne družbe/ *Non-financial corporations*	Finančne družbe/ *Financial corporations*	Centralna banka/ *Central Bank*	Druge denarne finančne institucije/ *Other monetary financial institutions*	Drugi finančni posredniki / *Other financial intermediaries*	Izvajalci pomožnih finančnih dejavnosti/ *Financial auxiliaries*	Zavarovalnice in pokojninski skladi/ *Insurance corporations and pension funds*	Država/ *General government*
			S1	S11	S12	S121	S122	S123	S124	S125	S13

Non-consolidated financial accounts - transactions 2008 A.1.11.

EUR millions

A.1.11.

Institutional sectors												
S1311	S1313	S1314	S14	S15	S2	S21	S2111	S2112	S22	Financial instruments	Code	Item type
-113	11	0	2.563	31	4.022	3.631	3.698	-66	390	**Financial assets**	F	FAS
0	0	0	0	0	9	9	-63	72	0	Monetary gold and SDRs	1	FAS
339	-21	-70	2.256	40	384	431	613	-182	-46	Currency and deposits	2	FAS
1	-3	0	1.070	0	0	0	0	0	0	Currency	21	FAS
-5	0	-28	-199	15	33	7	81	-74	26	Transferable deposits	22	FAS
342	-18	-42	1.384	25	351	424	532	-108	-72	Other deposits	29	FAS
-80	0	-13	-13	-2	785	803	577	226	-17	Securities other than shares	3	FAS
-13	0	-1	3	0	100	100	100	0	0	Short-term	331	FAS
-63	0	-12	8	-2	675	694	470	224	-19	Long-term	332	FAS
-3	0	0	-23	0	9	8	6	2	2	Financial derivatives	34	FAS
-225	-5	35	68	-4	2.663	2.375	2.397	-23	289	Loans	4	FAS
-250	1	36	31	-3	376	170	159	11	206	Short-term	41	FAS
25	-6	0	37	-1	2.287	2.204	2.238	-34	83	Long-term	42	FAS
-9	-5	-1	-245	-5	164	100	254	-154	64	Shares and other equity	5	FAS
0	0	-33	-142	1	-24	-73	-43	-30	49	Quoted shares	511	FAS
-27	0	11	6	0	28	30	151	-122	-2	Unquoted shares	512	FAS
17	-5	9	100	-2	165	148	149	-1	17	Other equity	513	FAS
0	0	12	-210	-3	-5	-5	-3	-2	0	Mutual funds shares	52	FAS
-3	-1	-8	338	0	14	14	7	7	0	Insurance technical reserves	6	FAS
0	0	0	158	0	1	0	0	0	1	Life insurance reserves	611	FAS
0	0	0	117	0	0	0	0	0	0	Pension fund reserves	612	FAS
-3	-1	-8	64	0	13	14	7	7	-1	Other technical reserves	62	FAS
-135	43	56	159	2	2	-100	-88	-12	101	Other accounts receivable	7	FAS
1	17	-2	66	-2	-11	-106	-101	-6	96	Trade credits and advances	71	FAS
-136	26	58	93	5	12	7	13	-6	5	Other	79	FAS
329	234	-7	1.091	19	1.318	-424	-328	-97	1.743	**Liabilities**	F	LIA
2	0	0	0	0	-313	-498	-351	-147	185	Currency and deposits	2	LIA
2	0	0	0	0	711	574	573	1	137	Currency	21	LIA
0	0	0	0	0	-74	-60	-4	-56	-14	Transferable deposits	22	LIA
0	0	0	0	0	-950	-1.013	-921	-92	63	Other deposits	29	LIA
298	0	-3	2	0	36	-110	-57	-53	146	Securities other than shares	3	LIA
-61	0	0	0	0	-54	-52	-47	-4	-2	Short-term	331	LIA
360	0	0	0	0	128	-20	31	-51	149	Long-term	332	LIA
0	0	-3	2	0	-38	-38	-41	3	0	Financial derivatives	34	LIA
-245	98	0	1.014	17	810	145	92	52	665	Loans	4	LIA
-176	11	0	78	13	337	81	69	12	256	Short-term	41	LIA
-69	87	0	937	3	472	64	23	40	409	Long-term	42	LIA
0	0	-7	0	0	736	282	279	2	454	Shares and other equity	5	LIA
0	0	0	0	0	-140	-77	-43	-34	-63	Quoted shares	511	LIA
0	0	-7	0	0	212	162	152	10	51	Unquoted shares	512	LIA
0	0	0	0	0	617	184	167	18	432	Other equity	513	LIA
0	0	0	0	0	47	13	4	8	34	Mutual funds shares	52	LIA
0	0	0	0	0	17	16	9	6	1	Insurance technical reserves	6	LIA
0	0	0	0	0	2	1	1	-1	1	Life insurance reserves	611	LIA
0	0	0	0	0	0	0	0	0	0	Pension fund reserves	612	LIA
0	0	0	0	0	15	15	8	7	0	Other technical reserves	62	LIA
274	136	3	75	3	33	-258	-301	42	292	Other accounts payable	7	LIA
132	43	39	50	2	191	-74	-124	50	265	Trade credits and advances	71	LIA
142	93	-36	25	0	-158	-184	-176	-8	26	Other	79	LIA
-442	-223	7	1.471	11	2.704	4.056	4.025	30	-1.352	**Net financial assets**		NETO
Centralna država/ *Central government*	Lokalna država/ *Local government*	Skladi socialne varnosti/ *Social security funds*	Gospodinjstva/ *Households*	Nepr. instit., ki opravljajo storitve za gospod./ *Non-profit institutions serving households*	Tujina/ *Rest of the world*	EU/ *European Union*	EMU/ *Members of the EMU*	Ostale članice EU/ *European Union, not EMU*	Ostali (izven EU)/ *Others (not EU)*			
S1311	S1313	S1314	S14	S15	S2	S21	S2111	S2112	S22			

A.1.12. Nekonsolidirani finančni računi - vrednostne spremembe 2008

v mio EUR

A.1.12.

Vrsta post.	Oznaka	Finančni instrumenti	Institucionalni sektorji								
			S1	S11	S12	S121	S122	S123	S124	S125	S13
FSR	F	**Finančna sredstva**	-15.130	-2.852	-4.097	8	-444	-2.704	-151	-806	-5.013
FSR	1	Monetarno zlato in SDR	15	0	15	15	0	0	0	0	0
FSR	2	Gotovina in vloge	36	-37	-16	48	-71	4	0	2	54
FSR	21	Gotovina	0	0	0	0	0	0	0	0	0
FSR	22	Prenosljive vloge	8	-7	14	40	-27	1	0	0	-3
FSR	29	Druge vloge	28	-30	-31	8	-44	4	0	2	57
FSR	3	Vrednostni papirji razen delnic	-114	-90	-66	-67	63	-3	0	-59	36
FSR	331	Kratkoročni	-26	-28	2	0	4	0	0	-2	0
FSR	332	Dolgoročni	-184	-39	-186	-81	-46	-2	0	-56	35
FSR	34	Izvedeni finančni instrumenti	95	-23	118	14	105	-1	0	-1	0
FSR	4	Posojila	79	-240	96	0	159	-64	-1	3	235
FSR	41	Kratkoročna	47	-108	75	0	88	-12	-1	0	84
FSR	42	Dolgoročna	32	-132	21	0	71	-53	0	3	151
FSR	5	Delnice in drug lastniški kapital	-14.935	-2.671	-4.052	2	-590	-2.558	-152	-755	-5.112
FSR	511	Delnice, ki kotirajo	-12.272	-3.032	-2.879	0	-339	-2.194	-108	-238	-3.245
FSR	512	Delnice, ki ne kotirajo	-2.744	-22	-471	2	-180	-116	-25	-152	-2.186
FSR	513	Drug lastniški kapital	2.422	677	-52	0	13	-60	-6	1	372
FSR	52	Delnice/enote investicijskih skladov	-2.341	-294	-650	0	-84	-188	-12	-366	-53
FSR	6	Zavarovalno tehnične rezervacije	-113	1	1	0	0	0	0	1	0
FSR	611	Rezervacije iz življenjskih zavarovanj	-119	0	0	0	0	0	0	0	0
FSR	612	Rezervacije iz pokojninskih zavarovanj	0	0	0	0	0	0	0	0	0
FSR	62	Druge tehnične rezervacije	5	1	1	0	0	0	0	1	0
FSR	7	Druge terjatve	-97	185	-74	10	-5	-83	1	3	-227
FSR	71	Trgovinski krediti in avansi	221	198	1	0	0	-1	0	2	15
FSR	79	Drugo	-318	-13	-75	10	-5	-82	1	1	-242
OBV	F	**Obveznosti**	-13.017	-7.956	-3.398	64	-616	-2.083	-35	-728	-1.702
OBV	2	Gotovina in vloge	25	0	25	6	19	0	0	0	0
OBV	21	Gotovina	0	0	0	0	0	0	0	0	0
OBV	22	Prenosljive vloge	-56	0	-56	-2	-54	0	0	0	0
OBV	29	Druge vloge	81	0	81	8	73	0	0	0	0
OBV	3	Vrednostni papirji razen delnic	190	56	41	14	26	1	0	-1	95
OBV	331	Kratkoročni	-26	-28	2	0	2	0	0	0	0
OBV	332	Dolgoročni	-33	-21	-103	0	-103	0	0	-1	91
OBV	34	Izvedeni finančni instrumenti	249	105	142	14	127	1	0	0	3
OBV	4	Posojila	312	208	25	0	67	-40	-1	0	23
OBV	41	Kratkoročna	30	39	-4	0	0	-3	-1	0	-1
OBV	42	Dolgoročna	283	168	29	0	67	-38	0	0	24
OBV	5	Delnice in drug lastniški kapital	-13.449	-8.461	-3.377	42	-728	-2.047	-29	-614	-1.611
OBV	511	Delnice, ki kotirajo	-11.406	-11.349	-57	0	-360	-133	-23	459	0
OBV	512	Delnice, ki ne kotirajo	-2.597	413	-1.329	0	-368	18	30	-1.008	-1.682
OBV	513	Drug lastniški kapital	2.522	2.475	-25	42	0	-26	-37	-3	71
OBV	52	Delnice/enote investicijskih skladov	-1.967	0	-1.967	0	1	-1.906	0	-61	0
OBV	6	Zavarovalno tehnične rezervacije	-114	0	-114	0	0	0	0	-114	0
OBV	611	Rezervacije iz življenjskih zavarovanj	-119	0	-119	0	0	0	0	-119	0
OBV	612	Rezervacije iz pokojninskih zavarovanj	0	0	0	0	0	0	0	0	0
OBV	62	Druge tehnične rezervacije	5	0	5	0	0	0	0	5	0
OBV	7	Druge obveznosti	18	241	3	2	0	4	-5	2	-209
OBV	71	Trgovinski krediti in avansi	360	340	4	0	1	2	0	1	8
OBV	79	Drugo	-342	-100	-1	2	-1	2	-5	0	-217
NETO		**Neto finančna sredstva**	-2.113	5.104	-699	-56	172	-621	-116	-78	-3.311
			Gospodarstvo Slovenije/ *Total economy*	Nefinančne družbe/ *Non-financial corporations*	Finančne družbe/ *Financial corporations*	Centralna banka/ *Central Bank*	Druge denarne finančne institucije/ *Other monetary financial institutions*	Drugi finančni posredniki / *Other financial intermediaries*	Izvajalci pomožnih finančnih dejavnosti/ *Financial auxiliaries*	Zavarovalnice in pokojninski skladi/ *Insurance corporations and pension funds*	Država/ *General government*
			S1	S11	S12	S121	S122	S123	S124	S125	S13

Non-consolidated financial accounts - revaluation changes 2008 A.1.12.

EUR millions

A.1.12.

Institutional sectors												
S1311	S1313	S1314	S14	S15	S2	S21	S2111	S2112	S22	Financial instruments	Code	Item type
-3.804	-8	-1.201	-3.145	-22	555	600	962	-362	-45	**Financial assets**	F	FAS
0	0	0	0	0	-9	-9	63	-72	0	Monetary gold and SDRs	1	FAS
53	0	1	35	0	55	55	64	-9	0	Currency and deposits	2	FAS
0	0	0	0	0	0	0	0	0	0	Currency	21	FAS
-2	-1	0	4	0	-23	-22	-21	-1	-1	Transferable deposits	22	FAS
55	1	1	32	-1	78	77	85	-8	1	Other deposits	29	FAS
33	0	3	5	1	145	111	102	10	34	Securities other than shares	3	FAS
0	0	0	0	0	2	2	2	0	0	Short-term	331	FAS
32	0	3	4	1	-13	-19	9	-28	7	Long-term	332	FAS
0	0	0	0	0	156	129	91	38	27	Financial derivatives	34	FAS
236	0	-1	-12	0	310	243	232	11	68	Loans	4	FAS
84	0	-1	-5	0	42	13	23	-10	29	Short-term	41	FAS
151	0	0	-7	0	269	230	209	21	39	Long-term	42	FAS
-3.891	-15	-1.205	-3.078	-22	-224	32	160	-128	-256	Shares and other equity	5	FAS
-2.311	-32	-902	-3.105	-11	-624	-335	-247	-88	-289	Quoted shares	511	FAS
-1.927	10	-269	-73	7	168	201	211	-10	-33	Unquoted shares	512	FAS
371	8	-8	1.434	-7	242	176	203	-27	66	Other equity	513	FAS
-24	-2	-27	-1.334	-11	-11	-10	-7	-3	-1	Mutual funds shares	52	FAS
0	0	0	-115	0	0	0	0	0	0	Insurance technical reserves	6	FAS
0	0	0	-119	0	0	0	0	0	0	Life insurance reserves	611	FAS
0	0	0	0	0	0	0	0	0	0	Pension fund reserves	612	FAS
0	0	0	3	0	0	0	0	0	0	Other technical reserves	62	FAS
-234	6	1	21	-1	278	168	342	-174	109	Other accounts receivable	7	FAS
16	-2	0	8	0	263	177	331	-155	86	Trade credits and advances	71	FAS
-250	8	1	13	-2	15	-8	11	-20	23	Other	79	FAS
-711	0	-991	39	0	-1.563	-638	-340	-298	-925	**Liabilities**	F	LIA
0	0	0	0	0	67	36	23	13	31	Currency and deposits	2	LIA
0	0	0	0	0	0	0	0	0	0	Currency	21	LIA
0	0	0	0	0	41	20	3	17	21	Transferable deposits	22	LIA
0	0	0	0	0	26	16	20	-4	10	Other deposits	29	LIA
92	0	3	-2	0	-160	15	40	-25	-175	Securities other than shares	3	LIA
0	0	0	0	0	2	1	2	-1	0	Short-term	331	LIA
91	0	0	0	0	-164	10	43	-34	-173	Long-term	332	LIA
0	0	3	-2	0	2	4	-6	9	-2	Financial derivatives	34	LIA
26	-3	0	57	0	77	12	54	-42	65	Loans	4	LIA
-1	0	0	-5	0	58	5	29	-24	53	Short-term	41	LIA
27	-3	0	62	0	19	7	25	-18	12	Long-term	42	LIA
-616	0	-995	0	0	-1.710	-744	-612	-132	-966	Shares and other equity	5	LIA
0	0	0	0	0	-1.489	-458	-391	-67	-1.031	Quoted shares	511	LIA
-687	0	-995	0	0	21	-21	24	-45	42	Unquoted shares	512	LIA
71	0	0	0	0	143	21	16	5	122	Other equity	513	LIA
0	0	0	0	0	-385	-286	-261	-25	-100	Mutual funds shares	52	LIA
0	0	0	0	0	1	1	1	0	0	Insurance technical reserves	6	LIA
0	0	0	0	0	1	1	1	0	0	Life insurance reserves	611	LIA
0	0	0	0	0	0	0	0	0	0	Pension fund reserves	612	LIA
0	0	0	0	0	0	0	0	0	0	Other technical reserves	62	LIA
-213	3	1	-17	0	163	43	155	-111	120	Other accounts payable	7	LIA
6	1	0	8	0	124	33	36	-2	91	Trade credits and advances	71	LIA
-219	2	1	-25	0	39	10	119	-109	29	Other	79	LIA
-3.093	-8	-210	-3.184	-22	2.118	1.238	1.303	-65	880	**Net financial assets**		NETO
Centralna država/ *Central government*	Lokalna država/ *Local government*	Skladi socialne varnosti/ *Social security funds*	Gospodinjstva/ *Households*	Nepr. instit., ki opravljajo storitve za gospod./ *Non-profit institutions serving households*	Tujina/ *Rest of the world*	EU/ *European Union*	EMU/ *Members of the EMU*	Ostale članice EU/ *European Union, not EMU*	Ostali (izven EU)/ *Others (not EU)*			
S1311	S1313	S1314	S14	S15	S2	S21	S2111	S2112	S22			

A.1.13. Nekonsolidirani finančni računi - stanja 2008 (konec leta)

v mio EUR

A.1.13.

Vrsta post.	Oznaka	Finančni instrumenti	Institucionalni sektorji								
			S1	S11	S12	S121	S122	S123	S124	S125	S13
FSR	F	**Finančna sredstva**	173.749	46.045	73.556	9.282	48.711	9.109	593	5.861	17.319
FSR	1	Monetarno zlato in SDR	72	0	72	72	0	0	0	0	0
FSR	2	Gotovina in vloge	35.699	3.907	10.006	4.882	4.015	327	82	701	2.280
FSR	21	Gotovina	5.319	68	277	2	275	0	0	0	5
FSR	22	Prenosljive vloge	8.255	1.408	1.521	2	1.361	90	50	18	145
FSR	29	Druge vloge	22.125	2.431	8.208	4.878	2.379	236	33	683	2.130
FSR	3	Vrednostni papirji razen delnic	15.752	378	14.416	4.139	6.732	270	14	3.260	470
FSR	331	Kratkoročni	1.252	78	1.158	0	1.113	5	4	36	8
FSR	332	Dolgoročni	14.137	251	12.977	4.125	5.358	264	10	3.221	455
FSR	34	Izvedeni finančni instrumenti	363	50	280	14	261	2	0	3	7
FSR	4	Posojila	49.424	5.443	41.456	0	36.179	5.126	97	54	1.616
FSR	41	Kratkoročna	18.656	4.169	13.057	0	12.107	863	82	5	1.047
FSR	42	Dolgoročna	30.768	1.274	28.398	0	24.071	4.263	15	49	569
FSR	5	Delnice in drug lastniški kapital	44.867	18.542	6.187	78	1.574	2.867	324	1.345	9.751
FSR	511	Delnice, ki kotirajo	9.374	2.463	2.734	0	566	1.644	119	405	2.202
FSR	512	Delnice, ki ne kotirajo	13.178	6.057	2.004	23	735	784	135	328	3.950
FSR	513	Drug lastniški kapital	19.290	9.810	599	55	206	205	57	76	3.520
FSR	52	Delnice/enote investicijskih skladov	3.025	212	850	0	66	233	13	537	78
FSR	6	Zavarovalno tehnične rezervacije	4.060	402	255	0	36	2	0	217	14
FSR	611	Rezervacije iz življenjskih zavarovanj	1.739	0	0	0	0	0	0	0	0
FSR	612	Rezervacije iz pokojninskih zavarovanj	932	0	0	0	0	0	0	0	0
FSR	62	Druge tehnične rezervacije	1.389	402	255	0	36	2	0	217	14
FSR	7	Druge terjatve	23.875	17.373	1.164	111	176	518	75	284	3.188
FSR	71	Trgovinski krediti in avansi	16.308	14.559	526	1	7	321	10	188	421
FSR	79	Drugo	7.567	2.815	638	110	169	197	66	96	2.767
OBV	F	**Obveznosti**	186.078	87.002	72.678	8.894	47.284	9.997	578	5.925	15.194
OBV	2	Gotovina in vloge	36.743	0	36.701	8.233	28.468	0	0	0	42
OBV	21	Gotovina	3.257	0	3.215	3.215	0	0	0	0	42
OBV	22	Prenosljive vloge	11.555	0	11.555	4.629	6.926	0	0	0	0
OBV	29	Druge vloge	21.930	0	21.930	388	21.542	0	0	0	0
OBV	3	Vrednostni papirji razen delnic	10.414	705	2.198	14	2.113	6	9	56	7.512
OBV	331	Kratkoročni	278	75	113	0	108	0	5	0	90
OBV	332	Dolgoročni	9.629	407	1.800	0	1.740	1	3	56	7.421
OBV	34	Izvedeni finančni instrumenti	507	223	284	14	265	5	0	0	0
OBV	4	Posojila	64.579	33.348	19.476	0	12.468	6.608	314	86	2.046
OBV	41	Kratkoročna	17.843	13.239	2.101	0	0	1.789	258	53	1.150
OBV	42	Dolgoročna	46.736	20.110	17.376	0	12.468	4.819	56	33	896
OBV	5	Delnice in drug lastniški kapital	46.981	35.705	9.335	513	3.906	3.104	209	1.604	1.941
OBV	511	Delnice, ki kotirajo	8.440	6.729	1.711	0	690	539	12	470	0
OBV	512	Delnice, ki ne kotirajo	15.485	9.772	3.843	0	3.199	195	112	337	1.870
OBV	513	Drug lastniški kapital	20.592	19.204	1.317	513	0	673	85	46	71
OBV	52	Delnice/enote investicijskih skladov	2.465	0	2.465	0	17	1.697	0	751	0
OBV	6	Zavarovalno tehnične rezervacije	3.997	0	3.997	0	0	0	0	3.997	0
OBV	611	Rezervacije iz življenjskih zavarovanj	1.642	0	1.642	0	0	0	0	1.642	0
OBV	612	Rezervacije iz pokojninskih zavarovanj	934	0	934	0	0	0	0	934	0
OBV	62	Druge tehnične rezervacije	1.421	0	1.421	0	0	0	0	1.421	0
OBV	7	Druge obveznosti	23.364	17.244	971	133	329	279	47	182	3.653
OBV	71	Trgovinski krediti in avansi	15.969	13.383	351	2	39	168	7	135	1.126
OBV	79	Drugo	7.395	3.861	620	132	291	111	40	47	2.527
NETO		**Neto finančna sredstva**	-12.329	-40.957	878	388	1.427	-888	15	-64	2.125
			Gospodarstvo Slovenije/ *Total economy*	Nefinančne družbe/ *Non-financial corporations*	Finančne družbe/ *Financial corporations*	Centralna banka/ *Central Bank*	Druge denarne finančne institucije/ *Other monetary financial institutions*	Drugi finančni posredniki / *Other financial intermediaries*	Izvajalci pomožnih finančnih dejavnosti/ *Financial auxiliaries*	Zavarovalnice in pokojninski skladi/ *Insurance corporations and pension funds*	Država/ *General government*
			S1	S11	S12	S121	S122	S123	S124	S125	S13

Non-consolidated financial accounts - outstanding amounts 2008 (end of year) A.1.13.

EUR millions

A.1.13.

Institutional sectors												
S1311	S1313	S1314	S14	S15	S2	S21	S2111	S2112	S22	Financial instruments	Code	Item type
14.265	1.124	1.929	36.295	535	47.684	42.727	36.767	5.960	4.957	**Financial assets**	F	FAS
0	0	0	0	0	0	0	0	0	0	Monetary gold and SDRs	1	FAS
1.826	364	91	19.177	328	10.179	9.804	9.662	142	375	Currency and deposits	2	FAS
1	4	0	4.969	0	0	0	0	0	0	Currency	21	FAS
34	109	3	5.039	142	3.802	3.653	3.629	24	149	Transferable deposits	22	FAS
1.791	252	88	9.170	186	6.378	6.152	6.033	118	226	Other deposits	29	FAS
198	0	272	436	53	4.190	3.637	2.579	1.058	553	Securities other than shares	3	FAS
1	0	7	9	0	102	102	102	0	0	Short-term	331	FAS
190	0	265	402	52	3.847	3.329	2.315	1.014	518	Long-term	332	FAS
7	0	0	26	1	242	206	163	44	35	Financial derivatives	34	FAS
1.471	16	129	900	9	20.018	19.058	15.311	3.747	960	Loans	4	FAS
918	1	128	377	5	1.164	845	773	72	319	Short-term	41	FAS
553	15	1	523	4	18.854	18.213	14.538	3.676	640	Long-term	42	FAS
8.139	508	1.104	10.298	88	8.077	6.231	5.798	433	1.846	Shares and other equity	5	FAS
1.483	11	708	1.966	9	612	368	332	36	245	Quoted shares	511	FAS
3.616	100	234	1.124	43	3.290	2.404	2.294	110	886	Unquoted shares	512	FAS
3.001	393	126	5.334	27	4.161	3.452	3.166	285	709	Other equity	513	FAS
39	4	35	1.874	10	14	8	6	2	6	Mutual funds shares	52	FAS
8	3	3	3.390	0	73	48	34	14	25	Insurance technical reserves	6	FAS
0	0	0	1.739	0	2	1	0	1	2	Life insurance reserves	611	FAS
0	0	0	932	0	2	0	0	0	2	Pension fund reserves	612	FAS
8	3	3	719	0	68	47	34	13	22	Other technical reserves	62	FAS
2.624	234	331	2.094	57	5.147	3.949	3.382	567	1.199	Other accounts receivable	7	FAS
297	99	25	780	23	4.928	3.792	3.228	564	1.136	Trade credits and advances	71	FAS
2.327	134	306	1.314	34	220	157	154	3	63	Other	79	FAS
12.930	827	1.437	11.070	134	35.283	21.286	18.343	2.943	13.997	**Liabilities**	F	LIA
42	0	0	0	0	9.136	7.447	6.892	555	1.689	Currency and deposits	2	LIA
42	0	0	0	0	2.062	1.218	1.215	3	843	Currency	21	LIA
0	0	0	0	0	501	434	408	26	67	Transferable deposits	22	LIA
0	0	0	0	0	6.573	5.794	5.268	526	778	Other deposits	29	LIA
7.512	0	0	0	0	9.528	7.971	7.114	857	1.557	Securities other than shares	3	LIA
90	0	0	0	0	1.076	1.070	1.068	2	6	Short-term	331	LIA
7.421	0	0	0	0	8.355	6.820	5.984	836	1.535	Long-term	332	LIA
0	0	0	0	0	97	81	63	19	16	Financial derivatives	34	LIA
1.679	365	3	9.609	99	4.863	1.096	796	300	3.767	Loans	4	LIA
1.131	20	0	1.327	27	1.977	741	578	163	1.235	Short-term	41	LIA
548	345	3	8.282	72	2.886	355	218	137	2.531	Long-term	42	LIA
651	0	1.290	0	0	5.963	1.998	1.601	397	3.965	Shares and other equity	5	LIA
0	0	0	0	0	1.546	518	375	142	1.029	Quoted shares	511	LIA
580	0	1.290	0	0	983	482	347	135	501	Unquoted shares	512	LIA
71	0	0	0	0	2.859	575	476	99	2.284	Other equity	513	LIA
0	0	0	0	0	574	423	403	21	151	Mutual funds shares	52	LIA
0	0	0	0	0	136	130	111	20	5	Insurance technical reserves	6	LIA
0	0	0	0	0	99	96	91	6	3	Life insurance reserves	611	LIA
0	0	0	0	0	0	0	0	0	0	Pension fund reserves	612	LIA
0	0	0	0	0	37	34	20	14	2	Other technical reserves	62	LIA
3.047	462	144	1.461	35	5.659	2.644	1.829	816	3.014	Other accounts payable	7	LIA
780	238	108	1.081	28	5.266	2.519	1.731	788	2.747	Trade credits and advances	71	LIA
2.267	224	36	380	7	393	125	98	27	267	Other	79	LIA
1.335	298	492	25.225	401	12.401	21.441	18.424	3.017	-9.040	**Net financial assets**		NETO
Centralna država/ *Central government*	Lokalna država/ *Local government*	Skladi socialne varnosti/ *Social security funds*	Gospodinjstva/ *Households*	Nepr. instit., ki opravljajo storitve za gospod./ *Non-profit institutions serving households*	Tujina/ *Rest of the world*	EU/ *European Union*	EMU/ *Members of the EMU*	Ostale članice EU/ *European Union, not EMU*	Ostali (izven EU)/ *Others (not EU)*			
S1311	S1313	S1314	S14	S15	S2	S21	S2111	S2112	S22			

A.1.14. Nekonsolidirani finančni računi - transakcije 2009

v mio EUR

A.1.14.

Vrsta post.	Oznaka	Finančni instrumenti	Institucionalni sektorji								
			S1	S11	S12	S121	S122	S123	S124	S125	S13
FSR	F	**Finančna sredstva**	11.410	-55	5.356	372	4.361	126	-89	587	4.151
FSR	1	Monetarno zlato in SDR	0	0	0	0	0	0	0	0	0
FSR	2	Gotovina in vloge	4.599	88	1.116	226	873	-3	-15	35	2.062
FSR	21	Gotovina	930	3	-6	0	-8	1	1	0	0
FSR	22	Prenosljive vloge	736	120	147	-15	147	25	-12	1	64
FSR	29	Druge vloge	2.933	-36	975	241	734	-30	-4	34	1.998
FSR	3	Vrednostni papirji razen delnic	1.635	-1	1.683	153	1.230	-29	-7	336	-53
FSR	331	Kratkoročni	838	8	840	0	800	-2	-4	46	-7
FSR	332	Dolgoročni	907	-1	926	212	454	-27	-3	290	-44
FSR	34	Izvedeni finančni instrumenti	-110	-7	-84	-59	-25	0	0	0	-2
FSR	4	Posojila	4.674	717	1.977	0	1.779	130	-23	92	1.943
FSR	41	Kratkoročna	557	183	-1.593	0	-1.404	-176	-13	1	1.933
FSR	42	Dolgoročna	4.116	533	3.570	0	3.183	305	-9	91	10
FSR	5	Delnice in drug lastniški kapital	941	99	483	3	373	-6	-32	144	151
FSR	511	Delnice, ki kotirajo	64	-285	349	0	347	16	0	-14	-23
FSR	512	Delnice, ki ne kotirajo	299	176	-33	0	0	-3	-38	9	159
FSR	513	Drug lastniški kapital	371	257	51	3	26	3	9	10	15
FSR	52	Delnice/enote investicijskih skladov	207	-48	116	0	1	-21	-3	140	-1
FSR	6	Zavarovalno tehnične rezervacije	394	47	5	0	5	-1	0	1	-4
FSR	611	Rezervacije iz življenjskih zavarovanj	195	0	0	0	0	0	0	0	0
FSR	612	Rezervacije iz pokojninskih zavarovanj	120	0	0	0	0	0	0	0	0
FSR	62	Druge tehnične rezervacije	79	47	5	0	5	-1	0	1	-4
FSR	7	Druge terjatve	-833	-1.004	92	-11	101	35	-13	-21	52
FSR	71	Trgovinski krediti in avansi	-906	-971	29	-1	12	14	6	-1	52
FSR	79	Drugo	74	-34	63	-10	90	22	-19	-19	0
OBV	F	**Obveznosti**	12.002	551	4.626	183	3.970	-29	-80	582	6.204
OBV	2	Gotovina in vloge	2.652	0	2.654	267	2.386	0	0	0	-2
OBV	21	Gotovina	279	0	281	281	0	0	0	0	-2
OBV	22	Prenosljive vloge	647	0	647	5	642	0	0	0	0
OBV	29	Druge vloge	1.726	0	1.726	-19	1.744	0	0	0	0
OBV	3	Vrednostni papirji razen delnic	6.523	343	2.066	-78	2.140	0	1	3	4.114
OBV	331	Kratkoročni	572	1	-91	0	-92	0	2	0	662
OBV	332	Dolgoročni	6.074	373	2.249	0	2.247	0	0	3	3.452
OBV	34	Izvedeni finančni instrumenti	-123	-31	-92	-78	-14	1	0	0	0
OBV	4	Posojila	2.407	480	-877	0	-744	-17	-89	-27	2.161
OBV	41	Kratkoročna	255	-1.502	-221	0	0	-83	-98	-40	1.897
OBV	42	Dolgoročna	2.152	1.981	-656	0	-744	66	9	13	264
OBV	5	Delnice in drug lastniški kapital	852	464	388	0	186	11	0	192	0
OBV	511	Delnice, ki kotirajo	13	13	0	0	0	0	0	0	0
OBV	512	Delnice, ki ne kotirajo	370	146	224	0	189	0	0	35	0
OBV	513	Drug lastniški kapital	293	304	-11	0	0	-11	0	0	0
OBV	52	Delnice/enote investicijskih skladov	175	0	175	0	-4	22	0	157	0
OBV	6	Zavarovalno tehnične rezervacije	431	0	431	0	0	0	0	431	0
OBV	611	Rezervacije iz življenjskih zavarovanj	201	0	201	0	0	0	0	201	0
OBV	612	Rezervacije iz pokojninskih zavarovanj	120	0	120	0	0	0	0	120	0
OBV	62	Druge tehnične rezervacije	109	0	109	0	0	0	0	109	0
OBV	7	Druge obveznosti	-862	-735	-37	-6	2	-24	8	-17	-69
OBV	71	Trgovinski krediti in avansi	-869	-860	-11	0	-1	-9	8	-9	29
OBV	79	Drugo	7	124	-25	-5	3	-15	0	-8	-98
NETO		**Neto finančna sredstva**	-592	-606	730	189	391	156	-9	5	-2.052
			Gospodarstvo Slovenije/ *Total economy*	Nefinančne družbe/ *Non-financial corporations*	Finančne družbe/ *Financial corporations*	Centralna banka/ *Central Bank*	Druge denarne finančne institucije/ *Other monetary financial institutions*	Drugi finančni posredniki / *Other financial intermediaries*	Izvajalci pomožnih finančnih dejavnosti/ *Financial auxiliaries*	Zavarovalnice in pokojninski skladi/ *Insurance corporations and pension funds*	Država/ *General government*
			S1	S11	S12	S121	S122	S123	S124	S125	S13

Non-consolidated financial accounts - transactions 2009 A.1.14.

EUR millions

A.1.14.

Institutional sectors												
S1311	S1313	S1314	S14	S15	S2	S21	S2111	S2112	S22	Financial instruments	Code	Item type
4.265	33	-147	1.955	2	731	740	-570	1.311	-10	**Financial assets**	F	FAS
0	0	0	0	0	0	-63	-63	0	63	Monetary gold and SDRs	1	FAS
2.063	-14	12	1.346	-13	-1.689	-1.768	-1.697	-71	79	Currency and deposits	2	FAS
-1	0	0	933	0	0	0	0	0	0	Currency	21	FAS
60	2	1	414	-8	-206	-220	-224	4	14	Transferable deposits	22	FAS
2.004	-17	11	-1	-4	-1.484	-1.548	-1.473	-75	65	Other deposits	29	FAS
16	1	-70	3	3	4.605	4.586	2.651	1.935	19	Securities other than shares	3	FAS
0	0	-7	-3	0	-93	-93	-93	0	0	Short-term	331	FAS
18	1	-63	23	4	4.775	4.760	2.781	1.979	15	Long-term	332	FAS
-2	0	0	-17	-1	-76	-80	-36	-43	4	Financial derivatives	34	FAS
2.020	-3	-74	38	-1	-1.971	-1.791	-1.258	-532	-180	Loans	4	FAS
2.006	1	-74	34	0	-308	-115	-88	-27	-193	Short-term	41	FAS
14	-4	0	3	-1	-1.662	-1.675	-1.170	-505	13	Long-term	42	FAS
168	-13	-4	208	-1	147	106	116	-11	41	Shares and other equity	5	FAS
-4	0	-19	24	-1	10	6	-12	18	4	Quoted shares	511	FAS
162	-13	10	-3	0	71	36	34	3	34	Unquoted shares	512	FAS
22	0	-6	48	0	68	65	95	-30	3	Other equity	513	FAS
-12	0	11	139	0	-1	-1	0	-1	0	Mutual funds shares	52	FAS
-1	-2	-1	345	0	25	14	5	10	11	Insurance technical reserves	6	FAS
0	0	0	195	0	1	0	0	0	1	Life insurance reserves	611	FAS
0	0	0	120	0	0	0	0	0	0	Pension fund reserves	612	FAS
-1	-2	-1	30	0	24	14	4	10	10	Other technical reserves	62	FAS
-1	64	-10	15	13	-387	-344	-324	-20	-43	Other accounts receivable	7	FAS
25	17	10	-13	-4	-420	-333	-313	-20	-88	Trade credits and advances	71	FAS
-26	47	-20	27	16	34	-11	-11	0	45	Other	79	FAS
5.981	218	5	613	8	139	404	680	-276	-266	**Liabilities**	F	LIA
-2	0	0	0	0	258	286	417	-131	-28	Currency and deposits	2	LIA
-2	0	0	0	0	651	516	516	-1	135	Currency	21	LIA
0	0	0	0	0	-116	-109	-126	17	-7	Transferable deposits	22	LIA
0	0	0	0	0	-276	-120	26	-147	-156	Other deposits	29	LIA
4.114	0	0	0	0	-283	25	117	-92	-307	Securities other than shares	3	LIA
662	0	0	0	0	173	169	141	28	4	Short-term	331	LIA
3.452	0	0	0	0	-392	-80	6	-86	-311	Long-term	332	LIA
0	0	0	0	0	-64	-64	-30	-35	0	Financial derivatives	34	LIA
1.995	166	0	640	4	296	182	152	30	114	Loans	4	LIA
1.895	2	0	80	1	-6	-64	-88	24	58	Short-term	41	LIA
100	164	0	560	2	302	246	240	6	56	Long-term	42	LIA
0	0	0	0	0	236	53	41	13	183	Shares and other equity	5	LIA
0	0	0	0	0	60	29	23	6	31	Quoted shares	511	LIA
0	0	0	0	0	0	0	-6	6	0	Unquoted shares	512	LIA
0	0	0	0	0	146	9	7	2	137	Other equity	513	LIA
0	0	0	0	0	30	15	17	-2	15	Mutual funds shares	52	LIA
0	0	0	0	0	-12	-15	-9	-6	4	Insurance technical reserves	6	LIA
0	0	0	0	0	-5	-7	-8	1	2	Life insurance reserves	611	LIA
0	0	0	0	0	0	0	0	0	0	Pension fund reserves	612	LIA
0	0	0	0	0	-6	-8	-1	-8	2	Other technical reserves	62	LIA
-126	52	5	-27	5	-357	-127	-37	-89	-231	Other accounts payable	7	LIA
9	27	-6	-31	4	-457	-230	-135	-95	-227	Trade credits and advances	71	LIA
-135	25	12	4	1	100	103	97	6	-3	Other	79	LIA
-1.716	-185	-152	1.342	-6	592	336	-1.251	1.587	256	**Net financial assets**		NETO
Centralna država/ *Central government*	Lokalna država/ *Local government*	Skladi socialne varnosti/ *Social security funds*	Gospodinjstva/ *Households*	Nepr. instit., ki opravljajo storitve za gospod./ *Non-profit institutions serving households*	Tujina/ *Rest of the world*	EU/ *European Union*	EMU/ *Members of the EMU*	Ostale članice EU/ *European Union, not EMU*	Ostali (izven EU)/ *Others (not EU)*			
S1311	S1313	S1314	S14	S15	S2	S21	S2111	S2112	S22			

A.1.15. Nekonsolidirani finančni računi - vrednostne spremembe 2009

v mio EUR

A.1.15.

Vrsta post.	Oznaka	Finančni instrumenti	Institucionalni sektorji								
			S1	S11	S12	S121	S122	S123	S124	S125	S13
FSR	F	**Finančna sredstva**	790	-202	362	305	-9	-85	-105	255	-389
FSR	1	Monetarno zlato in SDR	222	0	222	222	0	0	0	0	0
FSR	2	Gotovina in vloge	64	25	14	14	-4	1	0	3	-6
FSR	21	Gotovina	-1	0	0	0	0	0	0	0	0
FSR	22	Prenosljive vloge	119	56	22	16	6	1	0	0	0
FSR	29	Druge vloge	-54	-31	-9	-2	-10	0	0	3	-7
FSR	3	Vrednostni papirji razen delnic	312	-18	314	72	129	4	3	106	10
FSR	331	Kratkoročni	-66	-16	-50	0	-50	0	0	0	0
FSR	332	Dolgoročni	344	5	323	28	185	5	0	105	11
FSR	34	Izvedeni finančni instrumenti	34	-7	41	45	-7	0	3	1	-1
FSR	4	Posojila	-533	-146	-201	0	-44	-153	-4	-1	-182
FSR	41	Kratkoročna	-235	-170	-53	0	-5	-44	-3	0	-6
FSR	42	Dolgoročna	-297	24	-148	0	-38	-109	0	-1	-176
FSR	5	Delnice in drug lastniški kapital	890	-122	24	0	-78	62	-105	145	190
FSR	511	Delnice, ki kotirajo	316	-441	112	0	-29	188	-40	-7	421
FSR	512	Delnice, ki ne kotirajo	-829	-135	-243	0	-70	-173	-29	29	-430
FSR	513	Drug lastniški kapital	822	422	-56	0	3	-17	-34	-8	178
FSR	52	Delnice/enote investicijskih skladov	582	33	211	0	18	64	-2	131	21
FSR	6	Zavarovalno tehnične rezervacije	178	1	0	0	0	0	0	0	0
FSR	611	Rezervacije iz življenjskih zavarovanj	133	0	0	0	0	0	0	0	0
FSR	612	Rezervacije iz pokojninskih zavarovanj	42	0	0	0	0	0	0	0	0
FSR	62	Druge tehnične rezervacije	3	1	0	0	0	0	0	0	0
FSR	7	Druge terjatve	-343	57	-11	-3	-11	0	1	3	-401
FSR	71	Trgovinski krediti in avansi	147	93	18	0	0	12	0	6	31
FSR	79	Drugo	-489	-37	-28	-3	-11	-11	1	-3	-432
OBV	F	**Obveznosti**	327	-57	763	238	280	-127	-94	467	-333
OBV	2	Gotovina in vloge	46	0	46	-3	49	0	0	0	0
OBV	21	Gotovina	0	0	0	0	0	0	0	0	0
OBV	22	Prenosljive vloge	91	0	91	0	92	0	0	0	0
OBV	29	Druge vloge	-45	0	-45	-3	-42	0	0	0	0
OBV	3	Vrednostni papirji razen delnic	468	-70	73	72	0	4	0	-3	465
OBV	331	Kratkoročni	-27	-16	-9	0	-9	0	0	0	-3
OBV	332	Dolgoročni	473	-14	20	0	22	0	0	-3	467
OBV	34	Izvedeni finančni instrumenti	21	-40	62	72	-14	4	0	0	0
OBV	4	Posojila	-334	-175	-91	0	-10	-57	-24	0	-21
OBV	41	Kratkoročna	-134	-70	-44	0	0	-21	-23	0	-8
OBV	42	Dolgoročna	-200	-105	-47	0	-10	-36	-1	0	-13
OBV	5	Delnice in drug lastniški kapital	373	217	566	170	244	-68	-71	291	-410
OBV	511	Delnice, ki kotirajo	9	-38	47	0	-1	-193	-3	243	0
OBV	512	Delnice, ki ne kotirajo	-685	-424	143	0	245	-82	-33	13	-404
OBV	513	Drug lastniški kapital	657	679	-17	170	0	-154	-36	3	-5
OBV	52	Delnice/enote investicijskih skladov	392	0	392	0	0	361	0	31	0
OBV	6	Zavarovalno tehnične rezervacije	177	0	177	0	0	0	0	177	0
OBV	611	Rezervacije iz življenjskih zavarovanj	132	0	132	0	0	0	0	132	0
OBV	612	Rezervacije iz pokojninskih zavarovanj	42	0	42	0	0	0	0	42	0
OBV	62	Druge tehnične rezervacije	3	0	3	0	0	0	0	3	0
OBV	7	Druge obveznosti	-403	-29	-7	-1	-3	-6	1	2	-367
OBV	71	Trgovinski krediti in avansi	-20	-38	3	0	0	1	0	2	-1
OBV	79	Drugo	-383	9	-10	-1	-3	-7	1	0	-366
NETO		**Neto finančna sredstva**	463	-145	-402	66	-288	42	-10	-212	-56
			Gospodarstvo Slovenije/ *Total economy*	Nefinančne družbe/ *Non-financial corporations*	Finančne družbe/ *Financial corporations*	Centralna banka/ *Central Bank*	Druge denarne finančne institucije/ *Other monetary financial institutions*	Drugi finančni posredniki / *Other financial intermediaries*	Izvajalci pomožnih finančnih dejavnosti/ *Financial auxiliaries*	Zavarovalnice in pokojninski skladi/ *Insurance corporations and pension funds*	Država/ *General government*
			S1	S11	S12	S121	S122	S123	S124	S125	S13

Non-consolidated financial accounts - revaluation changes 2009 A.1.15.

EUR millions

A.1.15.

Institutional sectors												
S1311	S1313	S1314	S14	S15	S2	S21	S2111	S2112	S22	Financial instruments	Code	Item type
-488	41	58	1.016	3	359	346	217	129	13	**Financial assets**	F	FAS
0	0	0	0	0	0	63	63	0	-63	Monetary gold and SDRs	1	FAS
-12	0	5	31	0	-1	-4	-5	0	4	Currency and deposits	2	FAS
0	0	0	-1	0	0	0	0	0	0	Currency	21	FAS
0	0	0	40	0	2	1	1	0	1	Transferable deposits	22	FAS
-12	0	5	-8	0	-3	-5	-6	1	2	Other deposits	29	FAS
1	0	9	6	0	321	293	199	94	29	Securities other than shares	3	FAS
0	0	0	0	0	-9	-9	-9	0	0	Short-term	331	FAS
2	0	9	5	0	286	247	201	46	39	Long-term	332	FAS
-1	0	0	1	0	44	54	7	47	-10	Financial derivatives	34	FAS
-182	0	-1	-3	0	186	153	97	56	33	Loans	4	FAS
-6	1	-1	-6	0	58	24	0	24	33	Short-term	41	FAS
-176	0	0	2	0	128	128	97	32	0	Long-term	42	FAS
114	-18	95	795	3	-99	-48	-51	3	-51	Shares and other equity	5	FAS
285	0	136	224	0	1	-1	2	-3	2	Quoted shares	511	FAS
-370	-10	-50	-21	0	-74	25	46	-20	-100	Unquoted shares	512	FAS
192	-10	-4	278	0	-30	-74	-101	26	44	Other equity	513	FAS
8	1	12	314	3	5	3	2	0	2	Mutual funds shares	52	FAS
0	0	0	177	0	0	0	0	0	0	Insurance technical reserves	6	FAS
0	0	0	133	0	0	0	0	0	0	Life insurance reserves	611	FAS
0	0	0	42	0	0	0	0	0	0	Pension fund reserves	612	FAS
0	0	0	2	0	0	0	0	0	0	Other technical reserves	62	FAS
-409	59	-51	12	1	-48	-111	-87	-23	62	Other accounts receivable	7	FAS
-45	75	0	5	0	-149	-167	-138	-29	18	Trade credits and advances	71	FAS
-364	-17	-51	7	0	100	56	51	5	44	Other	79	FAS
-290	2	-45	-46	0	600	252	338	-86	348	**Liabilities**	F	LIA
0	0	0	0	0	17	13	6	7	4	Currency and deposits	2	LIA
0	0	0	0	0	-1	0	0	0	0	Currency	21	LIA
0	0	0	0	0	29	15	8	7	14	Transferable deposits	22	LIA
0	0	0	0	0	-12	-2	-2	0	-10	Other deposits	29	LIA
465	0	0	0	0	165	108	63	45	58	Securities other than shares	3	LIA
-3	0	0	0	0	-47	-47	-48	0	0	Short-term	331	LIA
467	0	0	0	0	156	95	90	5	62	Long-term	332	LIA
0	0	0	0	0	56	60	21	39	-4	Financial derivatives	34	LIA
-22	1	0	-46	-1	-13	-5	12	-17	-8	Loans	4	LIA
-8	0	0	-12	0	-44	-30	-17	-13	-14	Short-term	41	LIA
-14	1	0	-35	0	31	25	30	-5	6	Long-term	42	LIA
-365	0	-45	0	0	418	118	181	-64	301	Shares and other equity	5	LIA
0	0	0	0	0	308	91	108	-17	217	Quoted shares	511	LIA
-360	0	-45	0	0	-218	-174	-141	-34	-44	Unquoted shares	512	LIA
-5	0	0	0	0	135	55	68	-13	80	Other equity	513	LIA
0	0	0	0	0	194	147	146	0	48	Mutual funds shares	52	LIA
0	0	0	0	0	1	1	1	0	0	Insurance technical reserves	6	LIA
0	0	0	0	0	1	1	1	0	0	Life insurance reserves	611	LIA
0	0	0	0	0	0	0	0	0	0	Pension fund reserves	612	LIA
0	0	0	0	0	0	0	0	0	0	Other technical reserves	62	LIA
-367	1	0	0	0	12	18	75	-57	-6	Other accounts payable	7	LIA
0	-1	0	16	0	18	5	64	-59	13	Trade credits and advances	71	LIA
-367	2	-1	-16	0	-6	13	12	2	-19	Other	79	LIA
-198	39	103	1.062	4	-241	93	-121	215	-335	**Net financial assets**		NETO
Centralna država/ *Central government*	Lokalna država/ *Local government*	Skladi socialne varnosti/ *Social security funds*	Gospodinjstva/ *Households*	Nepr. instit., ki opravljajo storitve za gospod./ *Non-profit institutions serving households*	Tujina/ *Rest of the world*	EU/ *European Union*	EMU/ *Members of the EMU*	Ostale članice EU/ *European Union, not EMU*	Ostali (izven EU)/ *Others (not EU)*			
S1311	S1313	S1314	S14	S15	S2	S21	S2111	S2112	S22			

A.1.16. Nekonsolidirani finančni računi - stanja 2009 (konec leta)

v mio EUR

A.1.16.

Vrsta post.	Oznaka	Finančni instrumenti	Institucionalni sektorji								
			S1	S11	S12	S121	S122	S123	S124	S125	S13
FSR	F	**Finančna sredstva**	185.950	45.788	79.274	9.958	53.063	9.150	399	6.703	21.081
FSR	1	Monetarno zlato in SDR	294	0	294	294	0	0	0	0	0
FSR	2	Gotovina in vloge	40.362	4.020	11.136	5.122	4.884	324	68	739	4.336
FSR	21	Gotovina	6.248	71	272	2	267	1	1	0	4
FSR	22	Prenosljive vloge	9.110	1.584	1.690	3	1.514	117	38	19	209
FSR	29	Druge vloge	25.004	2.365	9.175	5.117	3.103	207	29	719	4.122
FSR	3	Vrednostni papirji razen delnic	17.699	359	16.412	4.364	8.091	246	10	3.701	427
FSR	331	Kratkoročni	2.025	69	1.949	0	1.864	3	0	82	0
FSR	332	Dolgoročni	15.388	255	14.226	4.364	5.998	241	7	3.616	422
FSR	34	Izvedeni finančni instrumenti	286	35	237	0	229	1	3	4	5
FSR	4	Posojila	53.565	6.013	43.232	0	37.914	5.103	71	145	3.377
FSR	41	Kratkoročna	18.978	4.182	11.411	0	10.698	643	65	5	2.974
FSR	42	Dolgoročna	34.587	1.831	31.820	0	27.216	4.459	6	139	403
FSR	5	Delnice in drug lastniški kapital	46.698	18.520	6.694	81	1.868	2.923	187	1.634	10.093
FSR	511	Delnice, ki kotirajo	9.753	1.736	3.195	0	884	1.847	79	384	2.600
FSR	512	Delnice, ki ne kotirajo	12.648	6.098	1.729	23	665	607	68	365	3.679
FSR	513	Drug lastniški kapital	20.482	10.488	593	58	234	192	32	77	3.714
FSR	52	Delnice/enote investicijskih skladov	3.814	197	1.177	0	85	276	8	808	99
FSR	6	Zavarovalno tehnične rezervacije	4.632	450	260	0	41	1	0	218	10
FSR	611	Rezervacije iz življenjskih zavarovanj	2.067	0	0	0	0	0	0	0	0
FSR	612	Rezervacije iz pokojninskih zavarovanj	1.094	0	0	0	0	0	0	0	0
FSR	62	Druge tehnične rezervacije	1.471	450	260	0	41	1	0	218	10
FSR	7	Druge terjatve	22.700	16.425	1.245	97	266	553	63	266	2.839
FSR	71	Trgovinski krediti in avansi	15.548	13.681	573	0	19	346	15	192	503
FSR	79	Drugo	7.152	2.744	673	97	247	207	48	74	2.336
OBV	F	**Obveznosti**	198.407	87.497	78.067	9.315	51.534	9.840	404	6.974	21.065
OBV	2	Gotovina in vloge	39.441	0	39.401	8.497	30.903	0	0	0	40
OBV	21	Gotovina	3.536	0	3.496	3.496	0	0	0	0	40
OBV	22	Prenosljive vloge	12.294	0	12.294	4.634	7.659	0	0	0	0
OBV	29	Druge vloge	23.611	0	23.611	367	23.244	0	0	0	0
OBV	3	Vrednostni papirji razen delnic	17.405	978	4.337	7	4.253	11	10	56	12.090
OBV	331	Kratkoročni	823	60	14	0	7	0	7	0	749
OBV	332	Dolgoročni	16.176	767	4.069	0	4.009	1	3	56	11.341
OBV	34	Izvedeni finančni instrumenti	406	151	255	7	237	10	0	0	0
OBV	4	Posojila	66.652	33.653	18.509	0	11.714	6.534	201	60	4.187
OBV	41	Kratkoročna	17.964	11.667	1.836	0	0	1.685	137	14	3.039
OBV	42	Dolgoročna	48.688	21.986	16.673	0	11.714	4.849	64	46	1.148
OBV	5	Delnice in drug lastniški kapital	48.206	36.386	10.289	683	4.336	3.046	137	2.087	1.531
OBV	511	Delnice, ki kotirajo	8.462	6.704	1.758	0	689	346	10	713	0
OBV	512	Delnice, ki ne kotirajo	15.169	9.494	4.210	0	3.633	113	79	385	1.465
OBV	513	Drug lastniški kapital	21.542	20.188	1.288	683	0	507	48	50	66
OBV	52	Delnice/enote investicijskih skladov	3.033	0	3.033	0	14	2.080	0	940	0
OBV	6	Zavarovalno tehnične rezervacije	4.605	0	4.605	0	0	0	0	4.605	0
OBV	611	Rezervacije iz življenjskih zavarovanj	1.975	0	1.975	0	0	0	0	1.975	0
OBV	612	Rezervacije iz pokojninskih zavarovanj	1.096	0	1.096	0	0	0	0	1.096	0
OBV	62	Druge tehnične rezervacije	1.533	0	1.533	0	0	0	0	1.533	0
OBV	7	Druge obveznosti	22.099	16.480	927	127	328	250	56	166	3.217
OBV	71	Trgovinski krediti in avansi	15.080	12.485	343	2	38	160	15	127	1.154
OBV	79	Drugo	7.019	3.995	585	125	290	90	41	39	2.063
NETO		**Neto finančna sredstva**	-12.457	-41.709	1.207	643	1.530	-691	-5	-271	16
			Gospodarstvo Slovenije/ *Total economy*	Nefinančne družbe/ *Non-financial corporations*	Finančne družbe/ *Financial corporations*	Centralna banka/ *Central Bank*	Druge denarne finančne institucije/ *Other monetary financial institutions*	Drugi finančni posredniki / *Other financial intermediaries*	Izvajalci pomožnih finančnih dejavnosti/ *Financial auxiliaries*	Zavarovalnice in pokojninski skladi/ *Insurance corporations and pension funds*	Država/ *General government*
			S1	S11	S12	S121	S122	S123	S124	S125	S13

Non-consolidated financial accounts - outstanding amounts 2009 (end of year) A.1.16.

EUR millions

A.1.16.

Institutional sectors												
S1311	S1313	S1314	S14	S15	S2	S21	S2111	S2112	S22	Financial instruments	Code	Item type
18.043	1.198	1.840	39.266	540	48.774	43.814	36.413	7.400	4.960	**Financial assets**	F	FAS
0	0	0	0	0	0	0	0	0	0	Monetary gold and SDRs	1	FAS
3.877	350	108	20.554	315	8.489	8.032	7.961	71	457	Currency and deposits	2	FAS
0	4	0	5.901	0	0	0	0	0	0	Currency	21	FAS
94	111	4	5.493	134	3.598	3.433	3.406	28	164	Transferable deposits	22	FAS
3.783	235	104	9.161	182	4.891	4.599	4.555	44	293	Other deposits	29	FAS
215	1	211	445	56	9.117	8.516	5.430	3.086	601	Securities other than shares	3	FAS
0	0	0	6	0	0	0	0	0	0	Short-term	331	FAS
210	1	211	429	56	8.908	8.336	5.297	3.039	572	Long-term	332	FAS
5	0	0	9	0	209	180	133	47	29	Financial derivatives	34	FAS
3.310	14	54	934	8	18.233	17.420	14.150	3.271	813	Loans	4	FAS
2.919	3	53	406	5	913	754	685	69	159	Short-term	41	FAS
391	11	1	529	3	17.320	16.666	13.464	3.202	653	Long-term	42	FAS
8.421	476	1.195	11.301	90	8.125	6.289	5.864	425	1.836	Shares and other equity	5	FAS
1.764	11	826	2.214	8	623	372	322	51	250	Quoted shares	511	FAS
3.408	77	194	1.100	43	3.286	2.465	2.373	92	821	Unquoted shares	512	FAS
3.214	383	116	5.660	27	4.199	3.443	3.161	282	757	Other equity	513	FAS
36	5	59	2.328	13	18	9	8	1	8	Mutual funds shares	52	FAS
7	0	3	3.912	1	98	62	39	23	36	Insurance technical reserves	6	FAS
0	0	0	2.067	0	3	1	0	0	2	Life insurance reserves	611	FAS
0	0	0	1.094	0	2	0	0	0	2	Pension fund reserves	612	FAS
7	0	3	751	1	92	61	38	23	31	Other technical reserves	62	FAS
2.213	356	269	2.121	70	4.712	3.494	2.971	523	1.218	Other accounts receivable	7	FAS
277	192	35	772	19	4.358	3.292	2.777	515	1.067	Trade credits and advances	71	FAS
1.937	164	235	1.349	50	354	202	194	9	151	Other	79	FAS
18.622	1.046	1.397	11.636	142	36.022	21.943	19.361	2.582	14.079	**Liabilities**	F	LIA
40	0	0	0	0	9.410	7.746	7.315	431	1.665	Currency and deposits	2	LIA
40	0	0	0	0	2.712	1.734	1.732	2	978	Currency	21	LIA
0	0	0	0	0	414	340	290	50	74	Transferable deposits	22	LIA
0	0	0	0	0	6.285	5.672	5.293	380	612	Other deposits	29	LIA
12.090	0	0	0	0	9.411	8.103	7.294	809	1.308	Securities other than shares	3	LIA
749	0	0	0	0	1.202	1.192	1.161	31	10	Short-term	331	LIA
11.341	0	0	0	0	8.119	6.834	6.080	755	1.285	Long-term	332	LIA
0	0	0	0	0	90	77	54	24	12	Financial derivatives	34	LIA
3.653	531	3	10.202	102	5.146	1.273	960	313	3.873	Loans	4	LIA
3.018	21	0	1.395	28	1.927	647	473	175	1.280	Short-term	41	LIA
635	510	3	8.807	74	3.219	626	488	138	2.593	Long-term	42	LIA
286	0	1.245	0	0	6.617	2.169	1.823	346	4.448	Shares and other equity	5	LIA
0	0	0	0	0	1.914	637	506	132	1.277	Quoted shares	511	LIA
220	0	1.245	0	0	765	307	200	107	458	Unquoted shares	512	LIA
66	0	0	0	0	3.139	639	551	88	2.500	Other equity	513	LIA
0	0	0	0	0	799	585	566	19	214	Mutual funds shares	52	LIA
0	0	0	0	0	125	116	103	13	9	Insurance technical reserves	6	LIA
0	0	0	0	0	95	90	84	7	5	Life insurance reserves	611	LIA
0	0	0	0	0	0	0	0	0	0	Pension fund reserves	612	LIA
0	0	0	0	0	30	26	19	7	4	Other technical reserves	62	LIA
2.554	515	149	1.434	40	5.313	2.536	1.867	669	2.777	Other accounts payable	7	LIA
789	263	102	1.066	32	4.826	2.294	1.659	634	2.533	Trade credits and advances	71	LIA
1.765	252	47	368	8	487	242	207	35	245	Other	79	LIA
-579	152	443	27.630	398	12.752	21.871	17.052	4.819	-9.119	**Net financial assets**		NETO
Centralna država/ *Central government*	Lokalna država/ *Local government*	Skladi socialne varnosti/ *Social security funds*	Gospodinjstva/ *Households*	Nepr. instit., ki opravljajo storitve za gospod./ *Non-profit institutions serving households*	Tujina/ *Rest of the world*	EU/ *European Union*	EMU/ *Members of the EMU*	Ostale članice EU/ *European Union, not EMU*	Ostali (izven EU)/ *Others (not EU)*			
S1311	S1313	S1314	S14	S15	S2	S21	S2111	S2112	S22			

A.2.1. Konsolidirani finančni računi - stanja 2004 (konec leta)

v mio EUR

A.2.1.

Vrsta post.	Oznaka	Finančni instrumenti	Institucionalni sektorji								
			S1	S11	S12	S121	S122	S123	S124	S125	S13
FSR	F	**Finančna sredstva**	82.548	12.080	32.371	6.834	23.514	5.498	330	3.509	12.114
FSR	1	Monetarno zlato in SDR	86	0	86	86	0	0	0	0	0
FSR	2	Gotovina in vloge	19.279	2.771	2.117	838	2.456	488	83	425	1.395
FSR	21	Gotovina	2.537	38	43	0	170	0	2	0	5
FSR	22	Prenosljive vloge	5.316	965	281	14	656	66	37	10	194
FSR	29	Druge vloge	11.426	1.769	1.794	824	1.631	422	43	414	1.196
FSR	3	Vrednostni papirji razen delnic	12.189	508	10.701	5.791	6.314	417	17	1.907	234
FSR	331	Kratkoročni	495	130	339	0	3.383	68	0	114	5
FSR	332	Dolgoročni	11.669	369	10.347	5.791	2.916	349	17	1.792	229
FSR	34	Izvedeni finančni instrumenti	26	9	15	0	15	0	0	0	1
FSR	4	Posojila	16.738	934	14.827	0	13.492	1.644	40	414	352
FSR	41	Kratkoročna	4.908	270	4.387	0	4.288	187	25	45	1
FSR	42	Dolgoročna	11.830	664	10.440	0	9.205	1.457	15	370	351
FSR	5	Delnice in drug lastniški kapital	22.019	2.371	3.660	22	786	2.671	169	556	7.678
FSR	511	Delnice, ki kotirajo	5.889	205	1.851	0	239	1.395	58	219	1.466
FSR	512	Delnice, ki ne kotirajo	7.156	885	1.435	20	345	1.007	77	181	3.241
FSR	513	Drug lastniški kapital	7.099	1.004	335	1	98	262	21	25	2.964
FSR	52	Delnice/enote investicijskih skladov	1.875	278	39	0	104	8	12	131	8
FSR	6	Zavarovalno tehnične rezervacije	2.177	288	16	0	50	0	1	16	3
FSR	611	Rezervacije iz življenjskih zavarovanj	920	0	0	0	0	0	0	0	0
FSR	612	Rezervacije iz pokojninskih zavarovanj	386	0	0	0	0	0	0	0	0
FSR	62	Druge tehnične rezervacije	872	288	16	0	50	0	1	16	3
FSR	7	Druge terjatve	10.059	5.208	963	98	415	279	20	190	2.452
FSR	71	Trgovinski krediti in avansi	5.031	4.053	337	1	15	195	5	123	163
FSR	79	Drugo	5.028	1.155	625	97	400	83	15	67	2.289
OBV	F	**Obveznosti**	84.876	38.865	30.780	6.481	22.628	4.992	249	3.745	9.484
OBV	2	Gotovina in vloge	16.268	0	16.257	2.728	15.700	0	0	0	12
OBV	21	Gotovina	699	0	687	816	0	0	0	0	12
OBV	22	Prenosljive vloge	5.208	0	5.208	594	5.116	0	0	0	0
OBV	29	Druge vloge	10.362	0	10.362	1.318	10.584	0	0	0	0
OBV	3	Vrednostni papirji razen delnic	7.752	221	725	3.202	1.182	35	12	40	6.806
OBV	331	Kratkoročni	466	28	60	3.202	62	22	0	0	378
OBV	332	Dolgoročni	7.256	182	646	0	1.100	13	11	40	6.428
OBV	34	Izvedeni finančni instrumenti	31	11	19	0	20	0	0	0	0
OBV	4	Posojila	25.030	13.863	5.647	0	3.459	2.493	93	366	1.028
OBV	41	Kratkoročna	4.777	3.933	137	0	0	218	67	9	10
OBV	42	Dolgoročna	20.253	9.930	5.510	0	3.459	2.275	26	356	1.018
OBV	5	Delnice in drug lastniški kapital	25.200	19.838	5.362	453	2.080	2.324	101	947	0
OBV	511	Delnice, ki kotirajo	5.815	5.498	316	0	15	356	6	0	0
OBV	512	Delnice, ki ne kotirajo	8.718	6.271	2.447	0	2.023	2	35	582	0
OBV	513	Drug lastniški kapital	8.827	8.068	758	453	42	233	60	43	0
OBV	52	Delnice/enote investicijskih skladov	1.840	0	1.840	0	0	1.734	0	322	0
OBV	6	Zavarovalno tehnične rezervacije	2.183	0	2.183	0	0	0	0	2.235	0
OBV	611	Rezervacije iz življenjskih zavarovanj	875	0	875	0	0	0	0	875	0
OBV	612	Rezervacije iz pokojninskih zavarovanj	386	0	386	0	0	0	0	386	0
OBV	62	Druge tehnične rezervacije	922	0	922	0	0	0	0	974	0
OBV	7	Druge obveznosti	8.442	4.942	606	98	207	140	43	157	1.638
OBV	71	Trgovinski krediti in avansi	4.346	2.919	166	1	41	78	5	44	490
OBV	79	Drugo	4.096	2.023	439	97	166	62	39	113	1.148
NETO		**Neto finančna sredstva**	-2.328	-26.785	1.591	353	886	506	81	-236	2.630
			Gospodarstvo Slovenije/ *Total economy*	Nefinančne družbe/ *Non-financial corporations*	Finančne družbe/ *Financial corporations*	Centralna banka/ *Central Bank*	Druge denarne finančne institucije/ *Other monetary financial institutions*	Drugi finančni posredniki / *Other financial intermediaries*	Izvajalci pomožnih finančnih dejavnosti/ *Financial auxiliaries*	Zavarovalnice in pokojninski skladi/ *Insurance corporations and pension funds*	Država/ *General government*
			S1	S11	S12	S121	S122	S123	S124	S125	S13

Consolidated financial accounts - outstanding amounts 2004 (end of year) A.2.1.

EUR millions

A.2.1.

Institutional sectors												
S1311	S1313	S1314	S14	S15	S2	S21	S2111	S2112	S22	Financial instruments	Code	Item type
10.921	1.089	1.658	25.673	310	20.558	17.450	14.085	3.364	3.109	**Financial assets**	F	FAS
0	0	0	0	0	0	0	0	0	0	Monetary gold and SDRs	1	FAS
1.091	249	56	12.807	188	1.490	1.227	1.169	58	263	Currency and deposits	2	FAS
3	3	0	2.452	0	0	0	0	0	0	Currency	21	FAS
137	56	1	3.796	80	196	90	79	11	106	Transferable deposits	22	FAS
951	190	55	6.559	108	1.294	1.136	1.090	47	158	Other deposits	29	FAS
132	23	154	741	5	2.119	1.671	1.058	613	448	Securities other than shares	3	FAS
2	9	3	17	4	13	8	8	0	5	Short-term	331	FAS
129	14	151	722	1	2.094	1.652	1.041	611	442	Long-term	332	FAS
1	0	0	1	0	12	11	9	2	1	Financial derivatives	34	FAS
533	26	3	617	9	9.161	8.723	6.793	1.930	438	Loans	4	FAS
72	0	0	245	5	59	56	55	1	3	Short-term	41	FAS
461	25	3	372	4	9.101	8.666	6.738	1.929	435	Long-term	42	FAS
7.099	612	1.171	8.234	75	5.179	3.742	3.313	429	1.437	Shares and other equity	5	FAS
703	34	729	2.363	4	343	277	268	9	66	Quoted shares	511	FAS
4.011	98	336	1.560	35	2.122	1.322	1.154	168	799	Unquoted shares	512	FAS
2.383	476	104	2.766	30	2.694	2.129	1.886	243	565	Other equity	513	FAS
2	4	2	1.544	5	21	14	5	9	7	Mutual funds shares	52	FAS
2	0	0	1.867	4	67	8	6	1	59	Insurance technical reserves	6	FAS
0	0	0	920	0	0	0	0	0	0	Life insurance reserves	611	FAS
0	0	0	386	0	0	0	0	0	0	Pension fund reserves	612	FAS
2	0	0	561	4	67	8	6	1	59	Other technical reserves	62	FAS
2.064	180	274	1.407	30	2.543	2.080	1.746	334	462	Other accounts receivable	7	FAS
44	105	38	464	14	2.356	1.921	1.594	327	436	Trade credits and advances	71	FAS
2.021	75	235	943	16	187	160	153	7	27	Other	79	FAS
9.111	446	1.480	5.666	82	18.144	11.920	10.420	1.500	6.225	**Liabilities**	F	LIA
12	0	0	0	0	4.501	3.699	3.332	368	802	Currency and deposits	2	LIA
12	0	0	0	0	1.839	1.446	1.427	19	392	Currency	21	LIA
0	0	0	0	0	304	261	250	11	43	Transferable deposits	22	LIA
0	0	0	0	0	2.358	1.992	1.654	337	367	Other deposits	29	LIA
6.880	0	0	0	0	6.555	5.421	4.887	534	1.134	Securities other than shares	3	LIA
388	0	0	0	0	42	27	26	1	15	Short-term	331	LIA
6.492	0	0	0	0	6.507	5.388	4.856	533	1.119	Long-term	332	LIA
0	0	0	0	0	7	6	5	1	1	Financial derivatives	34	LIA
859	185	194	4.432	59	868	317	229	88	551	Loans	4	LIA
5	5	72	685	12	190	72	62	11	118	Short-term	41	LIA
855	179	123	3.748	47	678	245	168	77	433	Long-term	42	LIA
0	0	1.204	0	0	1.998	836	725	111	1.162	Shares and other equity	5	LIA
0	0	0	0	0	417	202	179	24	215	Quoted shares	511	LIA
0	0	1.204	0	0	560	388	357	32	171	Unquoted shares	512	LIA
0	0	0	0	0	966	207	151	56	760	Other equity	513	LIA
0	0	0	0	0	55	39	39	0	16	Mutual funds shares	52	LIA
0	0	0	0	0	62	61	50	11	1	Insurance technical reserves	6	LIA
0	0	0	0	0	45	45	42	3	1	Life insurance reserves	611	LIA
0	0	0	0	0	0	0	0	0	0	Pension fund reserves	612	LIA
0	0	0	0	0	16	16	8	8	0	Other technical reserves	62	LIA
1.360	262	82	1.233	23	4.160	1.585	1.198	388	2.574	Other accounts payable	7	LIA
311	163	40	751	19	3.042	1.537	1.157	380	1.505	Trade credits and advances	71	LIA
1.049	99	42	482	4	1.118	48	41	8	1.070	Other	79	LIA
1.810	643	177	20.007	228	2.414	5.530	3.665	1.864	-3.116	**Net financial assets**		NETO
Centralna država/ *Central government*	Lokalna država/ *Local government*	Skladi socialne varnosti/ *Social security funds*	Gospodinjstva/ *Households*	Nepr. instit., ki opravljajo storitve za gospod./ *Non-profit institutions serving households*	Tujina/ *Rest of the world*	EU/ *European Union*	EMU/ *Members of the EMU*	Ostale članice EU/ *European Union, not EMU*	Ostali (izven EU)/ *Others (not EU)*			
S1311	S1313	S1314	S14	S15	S2	S21	S2111	S2112	S22			

A.2.2. Konsolidirani finančni računi - transakcije 2005

v mio EUR

A.2.2.

Vrsta post.	Oznaka	Finančni instrumenti	Institucionalni sektorji								
			S1	S11	S12	S121	S122	S123	S124	S125	S13
FSR	F	**Finančna sredstva**	9.689	1.609	5.786	188	5.259	754	-7	387	-158
FSR	1	Monetarno zlato in SDR	-34	0	-34	-34	0	0	0	0	0
FSR	2	Gotovina in vloge	2.434	434	973	516	668	-114	-24	18	-157
FSR	21	Gotovina	451	17	6	0	8	1	0	0	-2
FSR	22	Prenosljive vloge	1.429	162	164	27	153	7	-17	-6	93
FSR	29	Druge vloge	554	256	804	489	508	-122	-8	23	-249
FSR	3	Vrednostni papirji razen delnic	882	-67	969	-295	1.236	26	-6	306	14
FSR	331	Kratkoročni	-222	-67	-142	0	226	-34	0	-38	-4
FSR	332	Dolgoročni	1.096	1	1.108	-295	1.007	59	-6	344	18
FSR	34	Izvedeni finančni instrumenti	8	-1	3	0	3	1	0	0	0
FSR	4	Posojila	4.133	316	3.539	0	3.173	684	15	-6	8
FSR	41	Kratkoročna	1.142	244	826	0	941	24	7	0	0
FSR	42	Dolgoročna	2.991	72	2.713	0	2.232	660	8	-6	8
FSR	5	Delnice in drug lastniški kapital	1.099	394	333	1	182	137	3	86	-87
FSR	511	Delnice, ki kotirajo	138	20	112	0	82	70	2	-20	-73
FSR	512	Delnice, ki ne kotirajo	129	47	96	1	101	-7	-5	20	-41
FSR	513	Drug lastniški kapital	417	284	-1	0	0	-6	9	-1	9
FSR	52	Delnice/enote investicijskih skladov	415	42	125	0	-2	80	-2	87	18
FSR	6	Zavarovalno tehnične rezervacije	391	6	-3	0	3	2	1	-3	-2
FSR	611	Rezervacije iz življenjskih zavarovanj	207	0	0	0	0	0	0	0	0
FSR	612	Rezervacije iz pokojninskih zavarovanj	120	0	0	0	0	0	0	0	0
FSR	62	Druge tehnične rezervacije	64	6	-3	0	3	2	1	-3	-2
FSR	7	Druge terjatve	784	526	9	0	-3	20	6	-14	67
FSR	71	Trgovinski krediti in avansi	560	446	-29	0	1	-36	4	7	65
FSR	79	Drugo	225	80	38	0	-4	56	2	-21	1
OBV	F	**Obveznosti**	10.578	3.491	5.731	137	4.935	938	-3	520	250
OBV	2	Gotovina in vloge	2.343	0	2.340	-183	2.613	0	0	0	3
OBV	21	Gotovina	79	0	77	80	0	0	0	0	3
OBV	22	Prenosljive vloge	1.324	0	1.324	4	1.320	0	0	0	0
OBV	29	Druge vloge	940	0	940	-267	1.293	0	0	0	0
OBV	3	Vrednostni papirji razen delnic	390	196	16	319	33	-27	-10	0	178
OBV	331	Kratkoročni	-182	-21	-39	319	-42	-21	0	1	-122
OBV	332	Dolgoročni	572	213	59	0	79	-8	-10	-1	300
OBV	34	Izvedeni finančni instrumenti	0	4	-4	0	-4	2	0	0	0
OBV	4	Posojila	6.127	2.464	2.587	0	2.173	733	22	-14	107
OBV	41	Kratkoročna	1.100	948	38	0	0	177	17	-9	81
OBV	42	Dolgoročna	5.027	1.516	2.549	0	2.173	556	5	-5	27
OBV	5	Delnice in drug lastniški kapital	491	199	291	0	110	167	-19	110	0
OBV	511	Delnice, ki kotirajo	-286	-256	-29	0	0	-9	2	0	0
OBV	512	Delnice, ki ne kotirajo	291	171	120	0	106	20	-6	13	0
OBV	513	Drug lastniški kapital	322	284	37	0	0	56	-15	0	0
OBV	52	Delnice/enote investicijskih skladov	164	0	164	0	4	100	0	97	0
OBV	6	Zavarovalno tehnične rezervacije	385	0	385	0	0	0	0	390	0
OBV	611	Rezervacije iz življenjskih zavarovanj	184	0	184	0	0	0	0	184	0
OBV	612	Rezervacije iz pokojninskih zavarovanj	120	0	120	0	0	0	0	120	0
OBV	62	Druge tehnične rezervacije	81	0	81	0	0	0	0	86	0
OBV	7	Druge obveznosti	842	632	111	1	6	65	4	34	-38
OBV	71	Trgovinski krediti in avansi	600	446	72	0	-4	51	9	22	0
OBV	79	Drugo	242	186	39	1	10	15	-4	12	-37
NETO		**Neto finančna sredstva**	-888	-1.882	55	51	323	-183	-3	-133	-408
			Gospodarstvo Slovenije/ *Total economy*	Nefinančne družbe/ *Non-financial corporations*	Finančne družbe/ *Financial corporations*	Centralna banka/ *Central Bank*	Druge denarne finančne institucije/ *Other monetary financial institutions*	Drugi finančni posredniki / *Other financial intermediaries*	Izvajalci pomožnih finančnih dejavnosti/ *Financial auxiliaries*	Zavarovalnice in pokojninski skladi/ *Insurance corporations and pension funds*	Država/ *General government*
			S1	S11	S12	S121	S122	S123	S124	S125	S13

Consolidated financial accounts - transactions 2005 A.2.2.

EUR millions

A.2.2.

Institutional sectors												
S1311	S1313	S1314	S14	S15	S2	S21	S2111	S2112	S22	Financial instruments	Code	Item type
-348	22	53	2.356	96	5.044	4.672	4.187	485	372	**Financial assets**	F	FAS
0	0	0	0	0	34	35	31	4	-1	Monetary gold and SDRs	1	FAS
-232	49	26	1.137	47	1.419	1.159	1.136	22	260	Currency and deposits	2	FAS
-1	-1	0	431	0	0	0	0	0	0	Currency	21	FAS
69	20	4	984	26	73	47	48	-1	26	Transferable deposits	22	FAS
-301	30	22	-278	21	1.346	1.112	1.088	24	234	Other deposits	29	FAS
5	-18	46	-47	13	-4	100	219	-119	-104	Securities other than shares	3	FAS
-2	-8	9	-5	-4	8	8	8	0	0	Short-term	331	FAS
7	-11	37	-47	17	-17	89	209	-119	-106	Long-term	332	FAS
0	0	0	5	0	4	3	2	1	2	Financial derivatives	34	FAS
-172	-3	23	266	5	2.625	2.569	2.083	486	57	Loans	4	FAS
-71	0	24	70	2	306	307	307	1	-1	Short-term	41	FAS
-101	-3	-2	195	3	2.319	2.261	1.776	486	58	Long-term	42	FAS
-42	-11	-33	448	11	577	456	445	11	121	Shares and other equity	5	FAS
-44	-1	-28	76	2	35	-10	-15	5	44	Quoted shares	511	FAS
-15	-8	-16	25	1	334	279	266	12	55	Unquoted shares	512	FAS
14	-1	-4	124	2	206	186	195	-9	20	Other equity	513	FAS
3	-1	16	223	7	2	1	-2	3	1	Mutual funds shares	52	FAS
-2	0	0	393	-3	14	15	12	3	-1	Insurance technical reserves	6	FAS
0	0	0	207	0	0	0	0	0	0	Life insurance reserves	611	FAS
0	0	0	120	0	0	0	0	0	0	Pension fund reserves	612	FAS
-2	0	0	65	-3	14	15	12	3	-1	Other technical reserves	62	FAS
95	6	-8	159	23	379	339	260	79	40	Other accounts receivable	7	FAS
63	25	-10	69	8	353	316	240	75	37	Trade credits and advances	71	FAS
32	-19	2	90	15	27	23	20	3	3	Other	79	FAS
263	37	-165	1.077	28	4.156	2.556	1.756	800	1.600	**Liabilities**	F	LIA
3	0	0	0	0	1.510	1.323	893	430	187	Currency and deposits	2	LIA
3	0	0	0	0	372	303	299	3	69	Currency	21	LIA
0	0	0	0	0	178	170	128	42	8	Transferable deposits	22	LIA
0	0	0	0	0	960	851	465	385	109	Other deposits	29	LIA
196	0	0	0	0	488	345	100	245	143	Securities other than shares	3	LIA
-119	0	0	0	0	-32	-18	-22	4	-14	Short-term	331	LIA
315	0	0	0	0	507	361	120	241	146	Long-term	332	LIA
0	0	0	0	0	13	3	2	0	10	Financial derivatives	34	LIA
90	31	-175	962	7	632	272	235	36	360	Loans	4	LIA
86	4	-56	34	0	348	222	168	54	126	Short-term	41	LIA
4	28	-119	928	7	283	50	67	-18	234	Long-term	42	LIA
0	0	2	0	0	1.185	398	304	94	787	Shares and other equity	5	LIA
0	0	0	0	0	458	158	106	52	300	Quoted shares	511	LIA
0	0	2	0	0	172	39	8	31	132	Unquoted shares	512	LIA
0	0	0	0	0	302	22	11	10	280	Other equity	513	LIA
0	0	0	0	0	253	179	178	1	74	Mutual funds shares	52	LIA
0	0	0	0	0	20	19	19	-1	1	Insurance technical reserves	6	LIA
0	0	0	0	0	23	21	20	2	1	Life insurance reserves	611	LIA
0	0	0	0	0	0	0	0	0	0	Pension fund reserves	612	LIA
0	0	0	0	0	-3	-3	0	-2	0	Other technical reserves	62	LIA
-25	6	7	115	22	322	199	204	-5	123	Other accounts payable	7	LIA
-5	-6	23	60	22	312	190	199	-9	122	Trade credits and advances	71	LIA
-20	12	-15	55	0	9	8	5	4	1	Other	79	LIA
-612	-15	218	1.279	68	888	2.116	2.431	-315	-1.228	**Net financial assets**		NETO
Centralna država/ *Central government*	Lokalna država/ *Local government*	Skladi socialne varnosti/ *Social security funds*	Gospodinjstva/ *Households*	Nepr. instit., ki opravljajo storitve za gospod./ *Non-profit institutions serving households*	Tujina/ *Rest of the world*	EU/ *European Union*	EMU/ *Members of the EMU*	Ostale članice EU/ *European Union, not EMU*	Ostali (izven EU)/ *Others (not EU)*			
S1311	S1313	S1314	S14	S15	S2	S21	S2111	S2112	S22			

A.2.3. Konsolidirani finančni računi - vrednostne spremembe 2005

v mio EUR

A.2.3.

Vrsta post.	Oznaka	Finančni instrumenti	Institucionalni sektorji								
			S1	S11	S12	S121	S122	S123	S124	S125	S13
FSR	F	**Finančna sredstva**	1.233	888	257	137	165	290	6	-236	251
FSR	1	Monetarno zlato in SDR	28	0	28	28	0	0	0	0	0
FSR	2	Gotovina in vloge	132	14	30	20	8	61	0	-56	20
FSR	21	Gotovina	0	0	0	0	0	0	0	0	0
FSR	22	Prenosljive vloge	0	-2	1	-1	0	1	0	0	2
FSR	29	Druge vloge	132	17	29	21	8	60	0	-56	18
FSR	3	Vrednostni papirji razen delnic	20	-1	212	75	-8	17	0	151	2
FSR	331	Kratkoročni	0	0	0	0	22	11	0	-11	0
FSR	332	Dolgoročni	19	-2	212	75	-31	6	0	162	2
FSR	34	Izvedeni finančni instrumenti	1	0	1	0	1	0	0	0	0
FSR	4	Posojila	-60	-164	99	0	130	417	3	-379	17
FSR	41	Kratkoročna	-102	-160	62	0	49	48	0	-33	0
FSR	42	Dolgoročna	42	-5	37	0	81	369	4	-345	17
FSR	5	Delnice in drug lastniški kapital	557	516	-148	0	31	-221	2	45	223
FSR	511	Delnice, ki kotirajo	-263	66	-22	0	0	-31	1	6	-41
FSR	512	Delnice, ki ne kotirajo	320	406	-155	0	35	-206	2	3	157
FSR	513	Drug lastniški kapital	451	62	15	0	4	11	1	1	103
FSR	52	Delnice/enote investicijskih skladov	50	-18	14	0	-9	5	-1	35	5
FSR	6	Zavarovalno tehnične rezervacije	23	3	0	0	1	0	0	0	0
FSR	611	Rezervacije iz življenjskih zavarovanj	10	0	0	0	0	0	0	0	0
FSR	612	Rezervacije iz pokojninskih zavarovanj	4	0	0	0	0	0	0	0	0
FSR	62	Druge tehnične rezervacije	9	3	0	0	1	0	0	0	0
FSR	7	Druge terjatve	532	520	36	14	4	16	0	2	-11
FSR	71	Trgovinski krediti in avansi	526	518	7	0	0	5	0	1	-4
FSR	79	Drugo	5	2	29	14	4	10	0	1	-7
OBV	F	**Obveznosti**	1.428	1.019	359	192	211	528	4	-470	21
OBV	2	Gotovina in vloge	111	0	111	7	109	0	0	0	0
OBV	21	Gotovina	0	0	0	0	0	0	0	0	0
OBV	22	Prenosljive vloge	2	0	2	2	0	0	0	0	0
OBV	29	Druge vloge	109	0	109	5	109	0	0	0	0
OBV	3	Vrednostni papirji razen delnic	-54	7	1	22	1	0	0	0	-62
OBV	331	Kratkoročni	0	0	0	22	0	0	0	0	0
OBV	332	Dolgoročni	-55	7	1	0	1	0	0	0	-62
OBV	34	Izvedeni finančni instrumenti	1	1	1	0	1	0	0	0	0
OBV	4	Posojila	147	92	24	0	106	343	-1	-352	9
OBV	41	Kratkoročna	-213	-210	-8	0	0	-6	0	0	1
OBV	42	Dolgoročna	360	302	31	0	106	348	0	-352	8
OBV	5	Delnice in drug lastniški kapital	347	184	162	149	-7	86	4	-65	1
OBV	511	Delnice, ki kotirajo	-496	-481	-14	0	-5	-20	0	8	0
OBV	512	Delnice, ki ne kotirajo	162	101	60	0	41	85	2	-79	1
OBV	513	Drug lastniški kapital	656	564	92	149	-42	-6	2	-8	0
OBV	52	Delnice/enote investicijskih skladov	24	0	24	0	0	26	0	14	0
OBV	6	Zavarovalno tehnične rezervacije	23	0	23	0	0	0	0	24	0
OBV	611	Rezervacije iz življenjskih zavarovanj	9	0	9	0	0	0	0	9	0
OBV	612	Rezervacije iz pokojninskih zavarovanj	4	0	4	0	0	0	0	4	0
OBV	62	Druge tehnične rezervacije	10	0	10	0	0	0	0	10	0
OBV	7	Druge obveznosti	854	736	37	14	2	99	0	-77	74
OBV	71	Trgovinski krediti in avansi	837	732	14	0	0	0	0	14	88
OBV	79	Drugo	17	4	23	14	2	99	0	-91	-14
NETO		**Neto finančna sredstva**	-196	-131	-102	-55	-45	-238	2	234	230
			Gospodarstvo Slovenije/ *Total economy*	Nefinančne družbe/ *Non-financial corporations*	Finančne družbe/ *Financial corporations*	Centralna banka/ *Central Bank*	Druge denarne finančne institucije/ *Other monetary financial institutions*	Drugi finančni posredniki / *Other financial intermediaries*	Izvajalci pomožnih finančnih dejavnosti/ *Financial auxiliaries*	Zavarovalnice in pokojninski skladi/ *Insurance corporations and pension funds*	Država/ *General government*
			S1	S11	S12	S121	S122	S123	S124	S125	S13

Consolidated financial accounts - revaluation changes 2005 A.2.3.

EUR millions

A.2.3.

Institutional sectors												
S1311	S1313	S1314	S14	S15	S2	S21	S2111	S2112	S22	Financial instruments	Code	Item type
153	-5	69	-205	42	1.162	964	797	166	198	**Financial assets**	F	FAS
0	0	0	0	0	-34	-35	-31	-4	1	Monetary gold and SDRs	1	FAS
18	2	0	67	1	11	8	14	-7	3	Currency and deposits	2	FAS
0	0	0	0	0	0	0	0	0	0	Currency	21	FAS
2	0	0	0	0	0	0	0	0	0	Transferable deposits	22	FAS
16	2	0	67	1	11	8	14	-7	3	Other deposits	29	FAS
2	0	-1	-226	32	-17	-13	-9	-4	-4	Securities other than shares	3	FAS
0	0	0	0	0	0	0	0	0	0	Short-term	331	FAS
2	0	-1	-226	32	-17	-13	-9	-4	-4	Long-term	332	FAS
0	0	0	0	0	0	0	0	0	0	Financial derivatives	34	FAS
17	0	0	-11	0	92	94	50	44	-2	Loans	4	FAS
0	0	0	-4	0	-233	-232	-231	-1	-1	Short-term	41	FAS
17	0	0	-7	0	325	326	281	45	0	Long-term	42	FAS
125	-8	111	-37	3	287	268	236	32	19	Shares and other equity	5	FAS
9	-4	-46	-266	0	-123	-97	-97	0	-26	Quoted shares	511	FAS
7	2	151	-89	1	141	148	144	3	-7	Unquoted shares	512	FAS
109	-6	0	269	1	268	214	181	33	54	Other equity	513	FAS
0	0	5	49	0	1	3	7	-4	-2	Mutual funds shares	52	FAS
0	0	0	20	0	1	0	0	0	1	Insurance technical reserves	6	FAS
0	0	0	10	0	0	0	0	0	0	Life insurance reserves	611	FAS
0	0	0	4	0	0	0	0	0	0	Pension fund reserves	612	FAS
0	0	0	6	0	1	0	0	0	1	Other technical reserves	62	FAS
-8	2	-40	-19	6	823	642	537	105	180	Other accounts receivable	7	FAS
0	1	-4	5	0	822	651	548	103	171	Trade credits and advances	71	FAS
-9	1	-36	-24	6	1	-9	-11	2	9	Other	79	FAS
21	-40	6	29	0	972	533	443	90	439	**Liabilities**	F	LIA
0	0	0	0	0	32	24	15	10	8	Currency and deposits	2	LIA
0	0	0	0	0	0	0	0	0	0	Currency	21	LIA
0	0	0	0	0	-2	-2	-2	0	1	Transferable deposits	22	LIA
0	0	0	0	0	34	27	17	10	7	Other deposits	29	LIA
-63	0	0	0	0	57	43	36	7	14	Securities other than shares	3	LIA
0	0	0	0	0	0	0	0	0	0	Short-term	331	LIA
-63	0	0	0	0	56	42	36	7	14	Long-term	332	LIA
0	0	0	0	0	1	0	0	0	0	Financial derivatives	34	LIA
9	-1	0	23	0	-115	-124	-120	-4	9	Loans	4	LIA
0	0	0	4	0	-122	-134	-134	0	11	Short-term	41	LIA
9	-1	0	19	0	8	10	14	-4	-2	Long-term	42	LIA
2	0	2	0	0	497	365	349	16	132	Shares and other equity	5	LIA
0	0	0	0	0	110	45	37	8	65	Quoted shares	511	LIA
2	0	2	0	0	299	287	284	3	11	Unquoted shares	512	LIA
0	0	0	0	0	63	14	9	5	49	Other equity	513	LIA
0	0	0	0	0	26	19	19	0	7	Mutual funds shares	52	LIA
0	0	0	0	0	1	1	1	0	0	Insurance technical reserves	6	LIA
0	0	0	0	0	1	1	0	0	0	Life insurance reserves	611	LIA
0	0	0	0	0	0	0	0	0	0	Pension fund reserves	612	LIA
0	0	0	0	0	0	0	0	0	0	Other technical reserves	62	LIA
73	-39	4	7	0	500	224	163	62	276	Other accounts payable	7	LIA
89	-2	0	3	0	511	231	168	63	281	Trade credits and advances	71	LIA
-17	-37	3	4	0	-11	-6	-5	-1	-5	Other	79	LIA
133	35	63	-234	42	190	431	355	76	-241	**Net financial assets**		NETO
Centralna država/ *Central government*	Lokalna država/ *Local government*	Skladi socialne varnosti/ *Social security funds*	Gospodinjstva/ *Households*	Nepr. instit., ki opravljajo storitve za gospod./ *Non-profit institutions serving households*	Tujina/ *Rest of the world*	EU/ *European Union*	EMU/ *Members of the EMU*	Ostale članice EU/ *European Union, not EMU*	Ostali (izven EU)/ *Others (not EU)*			
S1311	S1313	S1314	S14	S15	S2	S21	S2111	S2112	S22			

A.2.4. Konsolidirani finančni računi - stanja 2005 (konec leta)

v mio EUR

A.2.4.

Vrsta post.	Oznaka	Finančni instrumenti	Institucionalni sektorji								
			S1	S11	S12	S121	S122	S123	S124	S125	S13
FSR	F	**Finančna sredstva**	93.470	14.577	38.413	7.160	28.938	6.543	329	3.660	12.208
FSR	1	Monetarno zlato in SDR	80	0	80	80	0	0	0	0	0
FSR	2	Gotovina in vloge	21.846	3.219	3.121	1.374	3.132	435	59	387	1.258
FSR	21	Gotovina	2.989	54	49	0	177	1	2	0	3
FSR	22	Prenosljive vloge	6.746	1.124	445	40	809	74	21	5	289
FSR	29	Druge vloge	12.112	2.041	2.627	1.334	2.146	361	35	382	966
FSR	3	Vrednostni papirji razen delnic	13.091	439	11.882	5.571	7.542	460	11	2.364	250
FSR	331	Kratkoročni	273	63	197	0	3.632	44	0	66	0
FSR	332	Dolgoročni	12.783	368	11.667	5.571	3.892	415	10	2.298	249
FSR	34	Izvedeni finančni instrumenti	35	8	19	0	19	1	0	0	1
FSR	4	Posojila	20.811	1.086	18.464	0	16.795	2.745	58	30	376
FSR	41	Kratkoročna	5.948	355	5.275	0	5.278	259	32	11	1
FSR	42	Dolgoročna	14.863	731	13.190	0	11.517	2.486	27	18	375
FSR	5	Delnice in drug lastniški kapital	23.675	3.281	3.845	23	998	2.587	174	687	7.815
FSR	511	Delnice, ki kotirajo	5.764	291	1.942	0	322	1.434	60	205	1.351
FSR	512	Delnice, ki ne kotirajo	7.604	1.338	1.376	22	481	793	73	204	3.357
FSR	513	Drug lastniški kapital	7.967	1.350	349	1	103	267	32	26	3.076
FSR	52	Delnice/enote investicijskih skladov	2.339	302	178	0	93	93	9	252	31
FSR	6	Zavarovalno tehnične rezervacije	2.592	297	14	0	53	2	2	14	1
FSR	611	Rezervacije iz življenjskih zavarovanj	1.137	0	0	0	0	0	0	0	0
FSR	612	Rezervacije iz pokojninskih zavarovanj	510	0	0	0	0	0	0	0	0
FSR	62	Druge tehnične rezervacije	945	297	14	0	53	2	2	14	1
FSR	7	Druge terjatve	11.375	6.254	1.007	111	417	314	26	178	2.508
FSR	71	Trgovinski krediti in avansi	6.117	5.017	315	1	17	165	9	131	225
FSR	79	Drugo	5.258	1.237	692	111	400	149	17	47	2.283
OBV	F	**Obveznosti**	96.882	43.375	36.869	6.811	27.774	6.458	249	3.795	9.755
OBV	2	Gotovina in vloge	18.722	0	18.708	2.552	18.422	0	0	0	14
OBV	21	Gotovina	778	0	764	896	0	0	0	0	14
OBV	22	Prenosljive vloge	6.534	0	6.534	600	6.436	0	0	0	0
OBV	29	Druge vloge	11.410	0	11.410	1.057	11.986	0	0	0	0
OBV	3	Vrednostni papirji razen delnic	8.089	425	742	3.543	1.216	7	2	41	6.922
OBV	331	Kratkoročni	284	7	21	3.543	20	1	0	1	256
OBV	332	Dolgoročni	7.773	402	705	0	1.179	5	2	40	6.666
OBV	34	Izvedeni finančni instrumenti	32	15	16	0	16	2	0	0	0
OBV	4	Posojila	31.304	16.419	8.258	0	5.738	3.569	114	0	1.144
OBV	41	Kratkoročna	5.664	4.671	168	0	0	390	83	0	92
OBV	42	Dolgoročna	25.639	11.748	8.090	0	5.738	3.180	31	0	1.053
OBV	5	Delnice in drug lastniški kapital	26.037	20.220	5.815	602	2.183	2.577	85	992	1
OBV	511	Delnice, ki kotirajo	5.034	4.761	273	0	10	326	7	8	0
OBV	512	Delnice, ki ne kotirajo	9.171	6.543	2.627	0	2.170	107	31	517	1
OBV	513	Drug lastniški kapital	9.805	8.917	887	602	0	283	47	35	0
OBV	52	Delnice/enote investicijskih skladov	2.028	0	2.028	0	4	1.860	0	432	0
OBV	6	Zavarovalno tehnične rezervacije	2.592	0	2.592	0	0	0	0	2.649	0
OBV	611	Rezervacije iz življenjskih zavarovanj	1.069	0	1.069	0	0	0	0	1.069	0
OBV	612	Rezervacije iz pokojninskih zavarovanj	510	0	510	0	0	0	0	510	0
OBV	62	Druge tehnične rezervacije	1.013	0	1.013	0	0	0	0	1.070	0
OBV	7	Druge obveznosti	10.139	6.311	754	113	214	304	48	113	1.674
OBV	71	Trgovinski krediti in avansi	5.783	4.098	253	1	37	129	13	80	577
OBV	79	Drugo	4.356	2.213	501	112	177	176	35	33	1.096
NETO		**Neto finančna sredstva**	-3.412	-28.798	1.544	349	1.164	85	80	-135	2.452
			Gospodarstvo Slovenije/ *Total economy*	Nefinančne družbe/ *Non-financial corporations*	Finančne družbe/ *Financial corporations*	Centralna banka/ *Central Bank*	Druge denarne finančne institucije/ *Other monetary financial institutions*	Drugi finančni posredniki / *Other financial intermediaries*	Izvajalci pomožnih finančnih dejavnosti/ *Financial auxiliaries*	Zavarovalnice in pokojninski skladi/ *Insurance corporations and pension funds*	Država/ *General government*
			S1	S11	S12	S121	S122	S123	S124	S125	S13

Consolidated financial accounts - outstanding amounts 2005 (end of year) A.2.4.

EUR millions

A.2.4.

Institutional sectors												
S1311	S1313	S1314	S14	S15	S2	S21	S2111	S2112	S22	Financial instruments	Code	Item type
10.726	1.107	1.780	27.824	448	26.765	23.086	19.070	4.016	3.679	**Financial assets**	F	FAS
0	0	0	0	0	0	0	0	0	0	Monetary gold and SDRs	1	FAS
876	300	82	14.011	236	2.920	2.393	2.320	73	527	Currency and deposits	2	FAS
2	2	0	2.883	0	0	0	0	0	0	Currency	21	FAS
209	76	5	4.780	107	269	137	127	10	132	Transferable deposits	22	FAS
666	222	77	6.349	130	2.650	2.256	2.192	64	394	Other deposits	29	FAS
139	5	198	468	51	2.098	1.758	1.268	491	340	Securities other than shares	3	FAS
0	2	12	12	0	21	16	16	0	5	Short-term	331	FAS
138	3	187	449	50	2.060	1.728	1.240	488	332	Long-term	332	FAS
1	0	0	7	0	17	14	12	3	2	Financial derivatives	34	FAS
377	22	25	871	14	11.878	11.385	8.926	2.460	493	Loans	4	FAS
0	1	24	311	7	132	131	131	0	1	Short-term	41	FAS
377	22	1	560	7	11.746	11.254	8.794	2.459	492	Long-term	42	FAS
7.182	592	1.249	8.645	88	6.042	4.466	3.995	471	1.577	Shares and other equity	5	FAS
668	28	655	2.174	6	255	170	156	14	84	Quoted shares	511	FAS
4.003	92	471	1.496	37	2.597	1.749	1.565	184	848	Unquoted shares	512	FAS
2.506	469	100	3.159	33	3.168	2.529	2.263	266	639	Other equity	513	FAS
5	3	23	1.816	12	23	18	10	7	6	Mutual funds shares	52	FAS
1	0	0	2.280	0	82	23	19	4	59	Insurance technical reserves	6	FAS
0	0	0	1.137	0	0	0	0	0	0	Life insurance reserves	611	FAS
0	0	0	510	0	0	0	0	0	0	Pension fund reserves	612	FAS
1	0	0	632	0	82	23	19	4	59	Other technical reserves	62	FAS
2.151	188	225	1.547	59	3.745	3.061	2.544	518	683	Other accounts receivable	7	FAS
107	131	24	538	23	3.531	2.887	2.382	505	644	Trade credits and advances	71	FAS
2.044	57	201	1.009	36	214	174	162	13	40	Other	79	FAS
9.395	444	1.322	6.772	110	23.273	15.009	12.619	2.390	8.264	**Liabilities**	F	LIA
14	0	0	0	0	6.043	5.047	4.239	808	996	Currency and deposits	2	LIA
14	0	0	0	0	2.211	1.749	1.727	23	461	Currency	21	LIA
0	0	0	0	0	481	429	376	53	52	Transferable deposits	22	LIA
0	0	0	0	0	3.352	2.869	2.136	732	483	Other deposits	29	LIA
7.013	0	0	0	0	7.100	5.809	5.023	786	1.291	Securities other than shares	3	LIA
269	0	0	0	0	10	9	4	5	1	Short-term	331	LIA
6.744	0	0	0	0	7.070	5.791	5.011	780	1.279	Long-term	332	LIA
0	0	0	0	0	20	9	8	1	11	Financial derivatives	34	LIA
957	215	20	5.417	65	1.386	465	345	120	921	Loans	4	LIA
90	9	17	722	11	416	161	96	65	255	Short-term	41	LIA
867	206	4	4.695	54	969	304	249	55	665	Long-term	42	LIA
2	0	1.208	0	0	3.680	1.599	1.378	221	2.081	Shares and other equity	5	LIA
0	0	0	0	0	985	405	322	84	580	Quoted shares	511	LIA
2	0	1.208	0	0	1.030	715	649	66	315	Unquoted shares	512	LIA
0	0	0	0	0	1.331	242	171	71	1.088	Other equity	513	LIA
0	0	0	0	0	335	237	236	1	98	Mutual funds shares	52	LIA
0	0	0	0	0	83	80	70	11	2	Insurance technical reserves	6	LIA
0	0	0	0	0	69	67	62	5	2	Life insurance reserves	611	LIA
0	0	0	0	0	0	0	0	0	0	Pension fund reserves	612	LIA
0	0	0	0	0	14	14	8	6	0	Other technical reserves	62	LIA
1.408	229	93	1.355	45	4.981	2.009	1.564	445	2.973	Other accounts payable	7	LIA
396	155	63	814	41	3.865	1.958	1.524	434	1.907	Trade credits and advances	71	LIA
1.012	74	30	541	4	1.116	51	40	10	1.065	Other	79	LIA
1.331	663	458	21.052	338	3.492	8.077	6.451	1.626	-4.585	**Net financial assets**		NETO
Centralna država/ *Central government*	Lokalna država/ *Local government*	Skladi socialne varnosti/ *Social security funds*	Gospodinjstva/ *Households*	Nepr. instit., ki opravljajo storitve za gospod./ *Non-profit institutions serving households*	Tujina/ *Rest of the world*	EU/ *European Union*	EMU/ *Members of the EMU*	Ostale članice EU/ *European Union, not EMU*	Ostali (izven EU)/ *Others (not EU)*			
S1311	S1313	S1314	S14	S15	S2	S21	S2111	S2112	S22			

A.2.5. Konsolidirani finančni računi - transakcije 2006

v mio EUR

A.2.5.

Vrsta post.	Oznaka	Finančni instrumenti	Institucionalni sektorji								
			S1	S11	S12	S121	S122	S123	S124	S125	S13
FSR	F	**Finančna sredstva**	9.903	1.719	5.600	-1.293	4.527	1.116	156	805	525
FSR	1	Monetarno zlato in SDR	0	0	0	0	0	0	0	0	0
FSR	2	Gotovina in vloge	1.511	266	-317	-340	552	72	33	-1	351
FSR	21	Gotovina	537	18	20	0	55	0	1	0	0
FSR	22	Prenosljive vloge	785	140	113	-7	512	59	13	5	-53
FSR	29	Druge vloge	189	109	-450	-333	-15	13	19	-7	404
FSR	3	Vrednostni papirji razen delnic	609	17	662	-967	-521	-50	-1	486	-10
FSR	331	Kratkoročni	330	12	319	0	-1.439	-5	3	55	4
FSR	332	Dolgoročni	220	-34	340	-967	917	-46	-4	430	-18
FSR	34	Izvedeni finančni instrumenti	59	38	3	0	1	1	0	1	4
FSR	4	Posojila	4.739	185	4.577	0	4.357	860	26	-4	12
FSR	41	Kratkoročna	1.519	187	1.348	0	1.503	103	18	-2	0
FSR	42	Dolgoročna	3.220	-2	3.229	0	2.855	757	8	-2	12
FSR	5	Delnice in drug lastniški kapital	1.090	395	459	0	205	28	68	291	-98
FSR	511	Delnice, ki kotirajo	440	85	374	0	77	200	37	75	-100
FSR	512	Delnice, ki ne kotirajo	-73	80	-12	0	38	-104	22	34	-44
FSR	513	Drug lastniški kapital	280	202	-10	0	53	-100	7	38	21
FSR	52	Delnice/enote investicijskih skladov	443	29	108	0	37	32	2	143	25
FSR	6	Zavarovalno tehnične rezervacije	487	27	11	0	6	-1	-1	11	15
FSR	611	Rezervacije iz življenjskih zavarovanj	253	0	0	0	0	0	0	0	0
FSR	612	Rezervacije iz pokojninskih zavarovanj	136	0	0	0	0	0	0	0	0
FSR	62	Druge tehnične rezervacije	98	27	11	0	6	-1	-1	11	15
FSR	7	Druge terjatve	1.467	829	208	14	-73	207	31	22	255
FSR	71	Trgovinski krediti in avansi	681	581	70	9	-13	60	3	9	-42
FSR	79	Drugo	787	248	138	5	-60	147	28	13	296
OBV	F	**Obveznosti**	11.102	3.786	5.081	-1.348	4.105	1.370	64	600	930
OBV	2	Gotovina in vloge	2.013	0	2.013	357	2.289	0	0	0	1
OBV	21	Gotovina	-295	0	-295	-259	0	0	0	0	1
OBV	22	Prenosljive vloge	672	0	672	348	795	0	0	0	0
OBV	29	Druge vloge	1.636	0	1.636	268	1.494	0	0	0	0
OBV	3	Vrednostni papirji razen delnic	613	-2	-63	-1.719	-74	12	2	0	678
OBV	331	Kratkoročni	27	2	-11	-1.719	-13	17	0	-1	36
OBV	332	Dolgoročni	536	-7	-98	0	-108	-4	2	1	642
OBV	34	Izvedeni finančni instrumenti	50	4	47	0	47	0	0	0	0
OBV	4	Posojila	6.251	2.982	2.092	0	1.605	1.098	62	-10	-123
OBV	41	Kratkoročna	1.379	1.135	-41	0	0	183	60	-10	26
OBV	42	Dolgoročna	4.872	1.847	2.133	0	1.605	915	2	0	-149
OBV	5	Delnice in drug lastniški kapital	476	119	357	0	152	203	2	134	0
OBV	511	Delnice, ki kotirajo	-23	-30	8	0	1	25	-2	-1	0
OBV	512	Delnice, ki ne kotirajo	68	-115	183	0	149	1	4	31	0
OBV	513	Drug lastniški kapital	277	264	14	0	0	23	-1	0	0
OBV	52	Delnice/enote investicijskih skladov	153	0	153	0	2	153	0	104	0
OBV	6	Zavarovalno tehnične rezervacije	469	0	469	0	0	0	0	472	0
OBV	611	Rezervacije iz življenjskih zavarovanj	238	0	238	0	0	0	0	238	0
OBV	612	Rezervacije iz pokojninskih zavarovanj	136	0	136	0	0	0	0	136	0
OBV	62	Druge tehnične rezervacije	95	0	95	0	0	0	0	99	0
OBV	7	Druge obveznosti	1.279	687	213	14	133	58	-2	4	375
OBV	71	Trgovinski krediti in avansi	599	506	-5	2	-8	-3	-4	7	19
OBV	79	Drugo	680	182	218	12	141	60	2	-3	355
NETO		**Neto finančna sredstva**	-1.198	-2.067	519	55	422	-255	92	204	-405
			Gospodarstvo Slovenije/ *Total economy*	Nefinančne družbe/ *Non-financial corporations*	Finančne družbe/ *Financial corporations*	Centralna banka/ *Central Bank*	Druge denarne finančne institucije/ *Other monetary financial institutions*	Drugi finančni posredniki / *Other financial intermediaries*	Izvajalci pomožnih finančnih dejavnosti/ *Financial auxiliaries*	Zavarovalnice in pokojninski skladi/ *Insurance corporations and pension funds*	Država/ *General government*
			S1	S11	S12	S121	S122	S123	S124	S125	S13

Consolidated financial accounts - transactions 2006 A.2.5.

EUR millions

Institutional sectors												
S1311	S1313	S1314	S14	S15	S2	S21	S2111	S2112	S22	Financial instruments	Code	Item type
555	-7	-1	2.032	27	4.667	4.212	4.019	193	455	**Financial assets**	F	FAS
0	0	0	0	0	0	35	35	0	-36	Monetary gold and SDRs	1	FAS
352	36	-38	1.174	37	976	704	585	119	273	Currency and deposits	2	FAS
-1	0	0	500	0	0	0	0	0	0	Currency	21	FAS
-57	-4	8	558	26	9	2	-28	30	7	Transferable deposits	22	FAS
409	40	-46	116	11	968	702	613	89	266	Other deposits	29	FAS
-27	1	28	-61	2	437	447	370	77	-11	Securities other than shares	3	FAS
0	0	4	-5	0	2	8	8	0	-5	Short-term	331	FAS
-31	0	23	-69	1	422	428	352	76	-5	Long-term	332	FAS
3	0	1	13	0	12	12	11	1	0	Financial derivatives	34	FAS
14	-3	6	-32	-3	2.183	2.315	2.405	-90	-132	Loans	4	FAS
1	0	6	-12	-3	120	114	95	19	7	Short-term	41	FAS
14	-3	0	-20	0	2.062	2.201	2.310	-109	-139	Long-term	42	FAS
-71	-17	-10	331	3	593	454	408	46	139	Shares and other equity	5	FAS
-80	-12	-8	81	0	166	77	57	20	89	Quoted shares	511	FAS
-13	-5	-26	-97	1	218	171	157	14	47	Unquoted shares	512	FAS
13	0	7	63	4	216	211	192	18	6	Other equity	513	FAS
9	0	16	283	-2	-7	-5	2	-7	-3	Mutual funds shares	52	FAS
12	1	2	431	2	10	3	4	-1	7	Insurance technical reserves	6	FAS
0	0	0	253	0	0	0	0	0	0	Life insurance reserves	611	FAS
0	0	0	136	0	0	0	0	0	0	Pension fund reserves	612	FAS
12	1	2	42	2	10	3	4	-1	7	Other technical reserves	62	FAS
275	-24	10	189	-13	468	254	210	44	215	Other accounts receivable	7	FAS
-12	-37	-4	73	-1	491	267	220	46	224	Trade credits and advances	71	FAS
287	12	15	116	-12	-22	-13	-10	-3	-9	Other	79	FAS
957	23	-28	1.323	-19	3.469	1.239	1.410	-171	2.230	**Liabilities**	F	LIA
1	0	0	0	0	474	257	575	-318	217	Currency and deposits	2	LIA
1	0	0	0	0	831	742	725	17	90	Currency	21	LIA
0	0	0	0	0	122	97	105	-8	25	Transferable deposits	22	LIA
0	0	0	0	0	-479	-582	-255	-327	103	Other deposits	29	LIA
689	0	0	0	0	432	114	168	-54	318	Securities other than shares	3	LIA
37	0	0	0	0	305	290	287	4	15	Short-term	331	LIA
652	0	0	0	0	107	-200	-143	-57	307	Long-term	332	LIA
0	0	0	0	0	21	24	24	0	-3	Financial derivatives	34	LIA
-132	30	-17	1.300	0	671	143	58	85	528	Loans	4	LIA
46	3	-17	258	0	261	136	114	22	125	Short-term	41	LIA
-178	27	-1	1.041	0	410	7	-55	63	403	Long-term	42	LIA
0	0	0	0	0	1.207	365	334	31	842	Shares and other equity	5	LIA
0	0	0	0	0	628	186	121	65	443	Quoted shares	511	LIA
0	0	0	0	0	78	-35	10	-45	113	Unquoted shares	512	LIA
0	0	0	0	0	219	-13	-20	6	232	Other equity	513	LIA
0	0	0	0	0	282	228	223	5	54	Mutual funds shares	52	LIA
0	0	0	0	0	28	27	27	0	2	Insurance technical reserves	6	LIA
0	0	0	0	0	16	16	11	5	-1	Life insurance reserves	611	LIA
0	0	0	0	0	0	0	0	0	0	Pension fund reserves	612	LIA
0	0	0	0	0	13	11	16	-6	2	Other technical reserves	62	LIA
399	-7	-10	24	-19	656	333	248	85	324	Other accounts payable	7	LIA
21	-1	-13	99	-20	572	235	164	71	337	Trade credits and advances	71	LIA
378	-7	2	-75	1	84	98	84	14	-14	Other	79	LIA
-402	-30	27	709	46	1.198	2.973	2.609	365	-1.775	**Net financial assets**		NETO
Centralna država/ *Central government*	Lokalna država/ *Local government*	Skladi socialne varnosti/ *Social security funds*	Gospodinjstva/ *Households*	Nepr. instit., ki opravljajo storitve za gospod./ *Non-profit institutions serving households*	Tujina/ *Rest of the world*	EU/ *European Union*	EMU/ *Members of the EMU*	Ostale članice EU/ *European Union, not EMU*	Ostali (izven EU)/ *Others (not EU)*			
S1311	S1313	S1314	S14	S15	S2	S21	S2111	S2112	S22			

A.2.5.

A.2.6. Konsolidirani finančni računi - vrednostne spremembe 2006

v mio EUR

A.2.6.

Vrsta post.	Oznaka	Finančni instrumenti	Institucionalni sektorji S1	S11	S12	S121	S122	S123	S124	S125	S13
FSR	F	**Finančna sredstva**	2.629	-34	166	-187	-180	472	98	122	850
FSR	1	Monetarno zlato in SDR	7	0	7	7	0	0	0	0	0
FSR	2	Gotovina in vloge	-45	-2	-63	-25	-37	1	-24	26	-17
FSR	21	Gotovina	-1	0	-1	0	-1	0	0	0	0
FSR	22	Prenosljive vloge	-30	4	-22	0	-21	1	0	0	-1
FSR	29	Druge vloge	-14	-6	-40	-25	-15	0	-24	26	-15
FSR	3	Vrednostni papirji razen delnic	-304	31	-396	-157	-221	9	0	-43	8
FSR	331	Kratkoročni	15	0	15	0	4	0	0	0	0
FSR	332	Dolgoročni	-368	12	-441	-157	-256	9	0	-43	8
FSR	34	Izvedeni finančni instrumenti	49	19	31	0	30	0	0	0	-1
FSR	4	Posojila	-230	-158	-32	0	19	-29	-20	0	-29
FSR	41	Kratkoročna	-132	-115	-13	0	-7	3	0	0	0
FSR	42	Dolgoročna	-98	-43	-19	0	26	-32	-20	0	-29
FSR	5	Delnice in drug lastniški kapital	3.936	106	761	-1	166	487	141	142	1.546
FSR	511	Delnice, ki kotirajo	4.106	23	931	0	221	525	71	85	2.079
FSR	512	Delnice, ki ne kotirajo	-722	-105	-184	-1	-88	-39	68	-4	-362
FSR	513	Drug lastniški kapital	114	120	2	0	12	0	0	4	-176
FSR	52	Delnice/enote investicijskih skladov	437	69	12	0	20	2	2	57	5
FSR	6	Zavarovalno tehnične rezervacije	43	10	0	0	1	0	0	0	0
FSR	611	Rezervacije iz življenjskih zavarovanj	58	0	0	0	0	0	0	0	0
FSR	612	Rezervacije iz pokojninskih zavarovanj	-3	0	0	0	0	0	0	0	0
FSR	62	Druge tehnične rezervacije	-12	10	0	0	1	0	0	0	0
FSR	7	Druge terjatve	-778	-22	-112	-11	-107	4	0	-2	-659
FSR	71	Trgovinski krediti in avansi	-71	-82	3	0	0	2	0	1	2
FSR	79	Drugo	-707	60	-115	-11	-107	2	0	-4	-661
OBV	F	**Obveznosti**	3.652	2.796	1.136	-136	194	668	136	432	-186
OBV	2	Gotovina in vloge	-32	0	-32	-13	-15	0	0	0	0
OBV	21	Gotovina	0	0	0	0	0	0	0	0	0
OBV	22	Prenosljive vloge	-33	0	-33	-2	-30	0	0	0	0
OBV	29	Druge vloge	1	0	1	-11	15	0	0	0	0
OBV	3	Vrednostni papirji razen delnic	-117	6	71	-10	66	-1	0	-1	-194
OBV	331	Kratkoročni	1	0	0	-10	0	0	0	0	1
OBV	332	Dolgoročni	-149	-3	49	0	44	0	0	-1	-195
OBV	34	Izvedeni finančni instrumenti	31	9	22	0	22	0	0	0	0
OBV	4	Posojila	-561	-549	-1	0	-3	-26	20	9	-6
OBV	41	Kratkoročna	-170	-158	-7	0	0	-13	6	9	4
OBV	42	Dolgoročna	-391	-391	5	0	-3	-12	13	0	-10
OBV	5	Delnice in drug lastniški kapital	4.276	3.202	1.074	-101	169	687	116	377	0
OBV	511	Delnice, ki kotirajo	4.014	3.987	27	0	0	-3	2	-1	0
OBV	512	Delnice, ki ne kotirajo	-88	-812	723	0	169	214	107	353	0
OBV	513	Drug lastniški kapital	-54	26	-81	-101	0	22	7	5	0
OBV	52	Delnice/enote investicijskih skladov	404	0	404	0	0	454	0	20	0
OBV	6	Zavarovalno tehnične rezervacije	45	0	45	0	0	0	0	46	0
OBV	611	Rezervacije iz življenjskih zavarovanj	57	0	57	0	0	0	0	57	0
OBV	612	Rezervacije iz pokojninskih zavarovanj	-2	0	-2	0	0	0	0	-2	0
OBV	62	Druge tehnične rezervacije	-10	0	-10	0	0	0	0	-9	0
OBV	7	Druge obveznosti	41	137	-21	-11	-23	8	0	1	13
OBV	71	Trgovinski krediti in avansi	19	6	-2	0	0	-2	0	0	5
OBV	79	Drugo	21	131	-19	-11	-22	10	0	0	9
NETO		**Neto finančna sredstva**	-1.023	-2.831	-969	-51	-374	-196	-39	-310	1.036
			Gospodarstvo Slovenije/ *Total economy*	Nefinančne družbe/ *Non-financial corporations*	Finančne družbe/ *Financial corporations*	Centralna banka/ *Central Bank*	Druge denarne finančne institucije/ *Other monetary financial institutions*	Drugi finančni posredniki / *Other financial intermediaries*	Izvajalci pomožnih finančnih dejavnosti/ *Financial auxiliaries*	Zavarovalnice in pokojninski skladi/ *Insurance corporations and pension funds*	Država/ *General government*
			S1	S11	S12	S121	S122	S123	S124	S125	S13

Consolidated financial accounts - revaluation changes 2006 A.2.6.

EUR millions

Institutional sectors												
S1311	S1313	S1314	S14	S15	S2	S21	S2111	S2112	S22	Financial instruments	Code	Item type
884	-110	413	1.652	-5	-56	475	447	28	-530	**Financial assets**	F	FAS
0	0	0	0	0	0	-35	-35	0	36	Monetary gold and SDRs	1	FAS
-18	1	0	43	-7	-38	519	514	5	-557	Currency and deposits	2	FAS
0	0	0	0	0	0	0	0	0	0	Currency	21	FAS
-1	-1	0	-4	-7	-25	-11	-10	-1	-14	Transferable deposits	22	FAS
-18	2	0	47	0	-13	531	525	6	-544	Other deposits	29	FAS
5	0	0	52	2	-22	-17	-14	-2	-5	Securities other than shares	3	FAS
0	0	0	0	0	0	0	0	0	0	Short-term	331	FAS
5	0	1	51	2	-26	-19	-16	-3	-8	Long-term	332	FAS
0	0	-1	1	0	4	2	2	0	2	Financial derivatives	34	FAS
-24	-5	0	-11	0	-495	-473	-457	-17	-22	Loans	4	FAS
0	0	0	-4	0	-152	-152	-139	-13	-1	Short-term	41	FAS
-24	-5	0	-7	0	-343	-322	-318	-4	-21	Long-term	42	FAS
1.580	-106	412	1.521	1	362	319	298	21	43	Shares and other equity	5	FAS
1.692	7	380	1.070	3	153	85	66	19	68	Quoted shares	511	FAS
-72	6	45	-66	-6	270	248	241	7	22	Unquoted shares	512	FAS
-56	-119	-1	169	0	-65	-17	-11	-6	-48	Other equity	513	FAS
16	1	-12	347	5	4	3	2	1	1	Mutual funds shares	52	FAS
0	0	0	34	-2	2	0	0	0	2	Insurance technical reserves	6	FAS
0	0	0	58	0	0	0	0	0	0	Life insurance reserves	611	FAS
0	0	0	-3	0	1	0	0	0	1	Pension fund reserves	612	FAS
0	0	0	-20	-2	1	0	0	0	0	Other technical reserves	62	FAS
-659	-1	1	15	0	136	161	141	20	-25	Other accounts receivable	7	FAS
1	1	0	6	0	-2	38	34	5	-40	Trade credits and advances	71	FAS
-660	-2	1	9	0	138	123	107	16	15	Other	79	FAS
-185	-3	340	-91	-2	-1.087	-488	-460	-29	-598	**Liabilities**	F	LIA
0	0	0	0	0	-51	-53	-48	-5	2	Currency and deposits	2	LIA
0	0	0	0	0	-1	-1	-1	0	0	Currency	21	LIA
0	0	0	0	0	-22	-21	-20	-1	-1	Transferable deposits	22	LIA
0	0	0	0	0	-29	-32	-27	-4	3	Other deposits	29	LIA
-196	0	0	0	0	-209	-171	-141	-30	-38	Securities other than shares	3	LIA
1	0	0	0	0	14	14	15	0	-1	Short-term	331	LIA
-198	0	0	0	0	-245	-200	-167	-32	-45	Long-term	332	LIA
0	0	0	0	0	22	14	12	2	8	Financial derivatives	34	LIA
-2	-5	0	-2	-2	-164	-117	-94	-23	-47	Loans	4	LIA
4	0	0	-8	0	-115	-96	-81	-16	-18	Short-term	41	LIA
-5	-5	0	6	-2	-50	-21	-13	-7	-29	Long-term	42	LIA
0	0	340	0	0	22	-176	-180	4	197	Shares and other equity	5	LIA
0	0	0	0	0	245	55	43	12	190	Quoted shares	511	LIA
0	0	340	0	0	-364	-262	-262	0	-102	Unquoted shares	512	LIA
0	0	0	0	0	104	-8	0	-8	111	Other equity	513	LIA
0	0	0	0	0	37	39	39	0	-2	Mutual funds shares	52	LIA
0	0	0	0	0	-1	-3	-2	0	2	Insurance technical reserves	6	LIA
0	0	0	0	0	1	-1	-1	0	2	Life insurance reserves	611	LIA
0	0	0	0	0	0	0	0	0	0	Pension fund reserves	612	LIA
0	0	0	0	0	-2	-2	-2	0	0	Other technical reserves	62	LIA
12	1	0	-89	0	-683	31	5	26	-714	Other accounts payable	7	LIA
3	1	1	10	0	-92	-17	-18	1	-75	Trade credits and advances	71	LIA
9	0	0	-99	0	-590	48	24	24	-638	Other	79	LIA
1.069	-107	73	1.744	-3	1.031	963	906	57	68	**Net financial assets**		NETO
Centralna država/ *Central government*	Lokalna država/ *Local government*	Skladi socialne varnosti/ *Social security funds*	Gospodinjstva/ *Households*	Nepr. instit., ki opravljajo storitve za gospod./ *Non-profit institutions serving households*	Tujina/ *Rest of the world*	EU/ *European Union*	EMU/ *Members of the EMU*	Ostale članice EU/ *European Union, not EMU*	Ostali (izven EU)/ *Others (not EU)*			
S1311	S1313	S1314	S14	S15	S2	S21	S2111	S2112	S22			

A.2.6.

A.2.7. Konsolidirani finančni računi - stanja 2006 (konec leta)

v mio EUR

A.2.7.

Vrsta post.	Oznaka	Finančni instrumenti	Institucionalni sektorji								
			S1	S11	S12	S121	S122	S123	S124	S125	S13
FSR	F	**Finančna sredstva**	106.002	16.262	44.180	5.680	33.284	8.131	583	4.587	13.582
FSR	1	Monetarno zlato in SDR	88	0	88	88	0	0	0	0	0
FSR	2	Gotovina in vloge	23.312	3.484	2.741	1.009	3.647	508	68	412	1.592
FSR	21	Gotovina	3.525	72	68	0	231	1	3	0	3
FSR	22	Prenosljive vloge	7.500	1.268	536	32	1.299	134	34	10	235
FSR	29	Druge vloge	12.287	2.144	2.137	976	2.117	374	31	401	1.354
FSR	3	Vrednostni papirji razen delnic	13.396	487	12.149	4.446	6.799	420	10	2.807	248
FSR	331	Kratkoročni	617	75	531	0	2.197	39	3	120	4
FSR	332	Dolgoročni	12.636	346	11.566	4.446	4.553	378	6	2.685	240
FSR	34	Izvedeni finančni instrumenti	144	66	52	0	50	2	0	2	4
FSR	4	Posojila	25.320	1.113	23.009	0	21.171	3.576	64	26	360
FSR	41	Kratkoročna	7.335	427	6.609	0	6.774	365	49	9	1
FSR	42	Dolgoročna	17.985	686	16.400	0	14.397	3.211	15	17	359
FSR	5	Delnice in drug lastniški kapital	28.700	3.783	5.065	22	1.369	3.102	383	1.120	9.263
FSR	511	Delnice, ki kotirajo	10.311	399	3.247	0	620	2.159	168	365	3.331
FSR	512	Delnice, ki ne kotirajo	6.809	1.312	1.180	21	431	650	163	234	2.951
FSR	513	Drug lastniški kapital	8.361	1.672	341	1	168	166	39	68	2.920
FSR	52	Delnice/enote investicijskih skladov	3.219	400	298	0	150	127	12	453	60
FSR	6	Zavarovalno tehnične rezervacije	3.122	334	25	0	60	1	1	25	16
FSR	611	Rezervacije iz življenjskih zavarovanj	1.448	0	0	0	0	0	0	0	0
FSR	612	Rezervacije iz pokojninskih zavarovanj	643	0	0	0	0	0	0	0	0
FSR	62	Druge tehnične rezervacije	1.030	334	25	0	60	1	1	25	16
FSR	7	Druge terjatve	12.065	7.061	1.103	114	237	525	58	198	2.104
FSR	71	Trgovinski krediti in avansi	6.727	5.516	388	10	4	227	13	142	185
FSR	79	Drugo	5.338	1.545	715	105	233	298	45	56	1.919
OBV	F	**Obveznosti**	111.636	49.957	43.086	5.327	32.073	8.496	449	4.827	10.499
OBV	2	Gotovina in vloge	20.704	0	20.689	2.896	20.696	0	0	0	15
OBV	21	Gotovina	483	0	468	636	0	0	0	0	15
OBV	22	Prenosljive vloge	7.173	0	7.173	945	7.201	0	0	0	0
OBV	29	Druge vloge	13.048	0	13.048	1.314	13.496	0	0	0	0
OBV	3	Vrednostni papirji razen delnic	8.586	429	751	1.815	1.208	19	4	39	7.406
OBV	331	Kratkoročni	313	9	10	1.815	7	17	0	0	294
OBV	332	Dolgoročni	8.160	392	656	0	1.115	0	4	39	7.112
OBV	34	Izvedeni finančni instrumenti	113	28	85	0	86	1	0	0	0
OBV	4	Posojila	36.993	18.852	10.349	0	7.339	4.641	196	0	1.015
OBV	41	Kratkoročna	6.873	5.647	120	0	0	559	149	0	121
OBV	42	Dolgoročna	30.120	13.204	10.229	0	7.339	4.082	47	0	894
OBV	5	Delnice in drug lastniški kapital	30.789	23.541	7.246	501	2.504	3.466	203	1.503	1
OBV	511	Delnice, ki kotirajo	9.025	8.718	307	0	10	348	8	6	0
OBV	512	Delnice, ki ne kotirajo	9.151	5.616	3.533	0	2.488	323	142	900	1
OBV	513	Drug lastniški kapital	10.027	9.207	820	501	0	328	54	40	0
OBV	52	Delnice/enote investicijskih skladov	2.586	0	2.586	0	6	2.467	0	556	0
OBV	6	Zavarovalno tehnične rezervacije	3.106	0	3.106	0	0	0	0	3.167	0
OBV	611	Rezervacije iz življenjskih zavarovanj	1.364	0	1.364	0	0	0	0	1.364	0
OBV	612	Rezervacije iz pokojninskih zavarovanj	644	0	644	0	0	0	0	644	0
OBV	62	Druge tehnične rezervacije	1.098	0	1.098	0	0	0	0	1.160	0
OBV	7	Druge obveznosti	11.459	7.135	946	116	325	370	46	118	2.062
OBV	71	Trgovinski krediti in avansi	6.402	4.610	246	4	29	124	9	87	601
OBV	79	Drugo	5.057	2.525	700	112	296	246	37	31	1.460
NETO		**Neto finančna sredstva**	-5.634	-33.696	1.093	353	1.212	-365	134	-240	3.083
			Gospodarstvo Slovenije/ *Total economy*	Nefinančne družbe/ *Non-financial corporations*	Finančne družbe/ *Financial corporations*	Centralna banka/ *Central Bank*	Druge denarne finančne institucije/ *Other monetary financial institutions*	Drugi finančni posredniki / *Other financial intermediaries*	Izvajalci pomožnih finančnih dejavnosti/ *Financial auxiliaries*	Zavarovalnice in pokojninski skladi/ *Insurance corporations and pension funds*	Država/ *General government*
			S1	S11	S12	S121	S122	S123	S124	S125	S13

Consolidated financial accounts - outstanding amounts 2006 (end of year) A.2.7.

EUR millions

A.2.7.

Institutional sectors												
S1311	S1313	S1314	S14	S15	S2	S21	S2111	S2112	S22	Financial instruments	Code	Item type
12.165	990	2.192	31.508	471	31.377	27.773	23.535	4.237	3.604	**Financial assets**	F	FAS
0	0	0	0	0	0	0	0	0	0	Monetary gold and SDRs	1	FAS
1.210	338	45	15.228	267	3.858	3.616	3.419	197	242	Currency and deposits	2	FAS
1	2	0	3.382	0	0	0	0	0	0	Currency	21	FAS
150	71	13	5.335	126	253	128	89	38	125	Transferable deposits	22	FAS
1.058	264	32	6.511	141	3.605	3.488	3.330	159	117	Other deposits	29	FAS
117	5	226	459	54	2.512	2.188	1.624	565	324	Securities other than shares	3	FAS
0	2	16	7	0	24	24	24	0	0	Short-term	331	FAS
112	4	211	431	53	2.456	2.137	1.576	561	319	Long-term	332	FAS
4	0	0	21	0	33	28	24	3	5	Financial derivatives	34	FAS
367	14	31	828	11	13.566	13.227	10.874	2.353	339	Loans	4	FAS
1	0	30	295	4	100	94	87	7	7	Short-term	41	FAS
366	14	1	533	7	13.466	13.133	10.787	2.346	332	Long-term	42	FAS
8.692	469	1.651	10.497	92	6.997	5.239	4.701	538	1.758	Shares and other equity	5	FAS
2.280	23	1.028	3.325	9	573	332	279	54	241	Quoted shares	511	FAS
3.917	94	490	1.333	32	3.085	2.168	1.963	205	917	Unquoted shares	512	FAS
2.464	350	106	3.391	37	3.320	2.723	2.444	278	597	Other equity	513	FAS
30	3	27	2.447	14	20	16	15	1	4	Mutual funds shares	52	FAS
13	1	2	2.746	1	94	26	24	3	68	Insurance technical reserves	6	FAS
0	0	0	1.448	0	0	0	0	0	0	Life insurance reserves	611	FAS
0	0	0	643	0	1	0	0	0	1	Pension fund reserves	612	FAS
13	1	2	654	1	93	26	23	3	66	Other technical reserves	62	FAS
1.767	163	237	1.751	46	4.349	3.476	2.894	582	873	Other accounts receivable	7	FAS
95	95	19	617	22	4.019	3.192	2.636	556	827	Trade credits and advances	71	FAS
1.671	68	217	1.134	25	329	284	258	26	45	Other	79	FAS
10.166	464	1.634	8.004	89	25.655	15.759	13.569	2.190	9.896	**Liabilities**	F	LIA
15	0	0	0	0	6.466	5.251	4.766	485	1.215	Currency and deposits	2	LIA
15	0	0	0	0	3.041	2.490	2.451	39	551	Currency	21	LIA
0	0	0	0	0	581	505	461	44	76	Transferable deposits	22	LIA
0	0	0	0	0	2.844	2.256	1.854	401	588	Other deposits	29	LIA
7.506	0	0	0	0	7.323	5.752	5.050	702	1.571	Securities other than shares	3	LIA
307	0	0	0	0	328	313	305	8	15	Short-term	331	LIA
7.199	0	0	0	0	6.932	5.392	4.701	691	1.540	Long-term	332	LIA
0	0	0	0	0	63	47	44	3	16	Financial derivatives	34	LIA
824	241	3	6.714	63	1.892	491	309	182	1.401	Loans	4	LIA
140	13	0	972	12	562	200	129	72	362	Short-term	41	LIA
684	229	3	5.742	51	1.330	291	180	110	1.039	Long-term	42	LIA
2	0	1.548	0	0	4.909	1.788	1.532	256	3.120	Shares and other equity	5	LIA
0	0	0	0	0	1.858	646	485	160	1.213	Quoted shares	511	LIA
2	0	1.548	0	0	744	418	397	21	326	Unquoted shares	512	LIA
0	0	0	0	0	1.653	221	152	70	1.432	Other equity	513	LIA
0	0	0	0	0	653	503	498	6	150	Mutual funds shares	52	LIA
0	0	0	0	0	110	105	95	10	6	Insurance technical reserves	6	LIA
0	0	0	0	0	85	82	72	9	3	Life insurance reserves	611	LIA
0	0	0	0	0	0	0	0	0	0	Pension fund reserves	612	LIA
0	0	0	0	0	25	23	22	0	2	Other technical reserves	62	LIA
1.819	223	83	1.290	26	4.955	2.372	1.817	555	2.583	Other accounts payable	7	LIA
420	155	51	923	21	4.345	2.176	1.669	506	2.169	Trade credits and advances	71	LIA
1.399	68	32	366	5	610	197	148	49	413	Other	79	LIA
1.998	527	558	23.504	381	5.722	12.013	9.966	2.047	-6.292	**Net financial assets**		NETO
Centralna država/ *Central government*	Lokalna država/ *Local government*	Skladi socialne varnosti/ *Social security funds*	Gospodinjstva/ *Households*	Nepr. instit., ki opravljajo storitve za gospod./ *Non-profit institutions serving households*	Tujina/ *Rest of the world*	EU/ *European Union*	EMU/ *Members of the EMU*	Ostale članice EU/ *European Union, not EMU*	Ostali (izven EU)/ *Others (not EU)*			
S1311	S1313	S1314	S14	S15	S2	S21	S2111	S2112	S22			

A.2.8. Konsolidirani finančni računi - transakcije 2007

v mio EUR

A.2.8.

Vrsta post.	Oznaka	Finančni instrumenti	Institucionalni sektorji								
			S1	S11	S12	S121	S122	S123	S124	S125	S13
FSR	F	**Finančna sredstva**	17.453	2.502	12.127	573	7.018	2.027	21	726	96
FSR	1	Monetarno zlato in SDR	-29	0	-29	-29	0	0	0	0	0
FSR	2	Gotovina in vloge	4.553	350	2.101	941	-28	205	49	93	412
FSR	21	Gotovina	527	4	-7	0	35	-1	-2	1	4
FSR	22	Prenosljive vloge	-254	73	-154	-31	-521	12	25	-2	-55
FSR	29	Druge vloge	4.279	273	2.262	972	458	194	26	94	463
FSR	3	Vrednostni papirji razen delnic	1.427	-78	1.406	-429	-278	-12	3	350	103
FSR	331	Kratkoročni	666	-62	729	0	-1.029	-15	-3	-51	0
FSR	332	Dolgoročni	681	-56	669	-429	744	3	5	401	97
FSR	34	Izvedeni finančni instrumenti	80	40	8	0	8	-1	1	0	6
FSR	4	Posojila	9.066	741	8.284	0	7.762	1.162	11	10	9
FSR	41	Kratkoročna	3.329	576	2.687	0	2.627	325	18	-4	0
FSR	42	Dolgoročna	5.737	165	5.597	0	5.135	837	-8	13	9
FSR	5	Delnice in drug lastniški kapital	327	546	9	54	-442	404	-47	247	-806
FSR	511	Delnice, ki kotirajo	-305	137	-189	0	-452	272	-32	13	-263
FSR	512	Delnice, ki ne kotirajo	-381	58	82	0	23	146	-18	24	-557
FSR	513	Drug lastniški kapital	461	349	29	54	8	-22	-4	10	-28
FSR	52	Delnice/enote investicijskih skladov	551	3	87	0	-22	7	6	200	42
FSR	6	Zavarovalno tehnične rezervacije	325	47	-4	0	-21	1	0	-4	18
FSR	611	Rezervacije iz življenjskih zavarovanj	166	0	0	0	0	0	0	0	0
FSR	612	Rezervacije iz pokojninskih zavarovanj	148	0	0	0	0	0	0	0	0
FSR	62	Druge tehnične rezervacije	12	47	-4	0	-21	1	0	-4	18
FSR	7	Druge terjatve	1.785	896	361	37	25	268	5	32	361
FSR	71	Trgovinski krediti in avansi	922	731	102	-9	9	109	1	-5	10
FSR	79	Drugo	863	165	259	46	16	159	4	37	351
OBV	F	**Obveznosti**	19.380	5.735	11.605	386	7.011	1.983	-32	496	93
OBV	2	Gotovina in vloge	7.645	0	7.611	2.127	4.642	0	0	0	34
OBV	21	Gotovina	-97	0	-131	-91	0	0	0	0	34
OBV	22	Prenosljive vloge	3.440	0	3.440	3.024	53	0	0	0	0
OBV	29	Druge vloge	4.301	0	4.301	-806	4.589	0	0	0	0
OBV	3	Vrednostni papirji razen delnic	-148	48	31	-1.815	92	-17	-1	-1	-226
OBV	331	Kratkoročni	-161	6	-8	-1.815	-4	-16	0	0	-160
OBV	332	Dolgoročni	-51	21	-5	0	51	0	0	-1	-66
OBV	34	Izvedeni finančni instrumenti	65	20	44	0	44	-1	0	0	0
OBV	4	Posojila	10.467	5.684	3.006	0	2.146	1.462	27	32	-59
OBV	41	Kratkoročna	2.912	2.184	440	0	0	700	19	0	20
OBV	42	Dolgoročna	7.555	3.500	2.566	0	2.146	762	8	32	-79
OBV	5	Delnice in drug lastniški kapital	-664	-1.140	476	0	175	450	-70	126	0
OBV	511	Delnice, ki kotirajo	-1.199	-1.157	-42	0	-7	-46	0	1	0
OBV	512	Delnice, ki ne kotirajo	-71	-102	31	0	179	0	-70	15	0
OBV	513	Drug lastniški kapital	176	119	56	0	0	75	-1	0	0
OBV	52	Delnice/enote investicijskih skladov	431	0	431	0	3	421	0	111	0
OBV	6	Zavarovalno tehnične rezervacije	324	0	324	0	0	0	0	305	0
OBV	611	Rezervacije iz življenjskih zavarovanj	156	0	156	0	0	0	0	156	0
OBV	612	Rezervacije iz pokojninskih zavarovanj	148	0	148	0	0	0	0	148	0
OBV	62	Druge tehnične rezervacije	20	0	20	0	0	0	0	0	0
OBV	7	Druge obveznosti	1.756	1.143	158	74	-44	88	12	34	345
OBV	71	Trgovinski krediti in avansi	1.046	752	102	-3	10	91	-2	9	97
OBV	79	Drugo	710	391	55	76	-54	-3	14	25	248
NETO		**Neto finančna sredstva**	-1.927	-3.233	522	187	7	44	53	230	3
			Gospodarstvo Slovenije/ *Total economy*	Nefinančne družbe/ *Non-financial corporations*	Finančne družbe/ *Financial corporations*	Centralna banka/ *Central Bank*	Druge denarne finančne institucije/ *Other monetary financial institutions*	Drugi finančni posredniki / *Other financial intermediaries*	Izvajalci pomožnih finančnih dejavnosti/ *Financial auxiliaries*	Zavarovalnice in pokojninski skladi/ *Insurance corporations and pension funds*	Država/ *General government*
			S1	S11	S12	S121	S122	S123	S124	S125	S13

Consolidated financial accounts - transactions 2007 A.2.8.

EUR millions

A.2.8.

Institutional sectors												
S1311	S1313	S1314	S14	S15	S2	S21	S2111	S2112	S22	Financial instruments	Code	Item type
5	43	111	2.668	59	11.555	10.562	8.497	2.065	993	**Financial assets**	F	FAS
0	0	0	0	0	29	-10	0	-10	39	Monetary gold and SDRs	1	FAS
240	46	125	1.663	27	5.905	5.715	5.588	127	190	Currency and deposits	2	FAS
-1	5	0	527	0	0	0	0	0	0	Currency	21	FAS
-108	38	14	-123	5	3.538	3.540	3.479	60	-1	Transferable deposits	22	FAS
349	3	111	1.259	22	2.367	2.176	2.109	67	191	Other deposits	29	FAS
29	-5	45	-7	2	853	619	336	284	234	Securities other than shares	3	FAS
0	-2	-8	-1	0	-24	-24	-24	0	0	Short-term	331	FAS
23	-4	54	-31	2	859	626	343	283	233	Long-term	332	FAS
6	0	0	26	0	18	17	17	0	1	Financial derivatives	34	FAS
13	-3	64	29	3	3.358	3.157	1.737	1.420	201	Loans	4	FAS
0	0	64	61	4	454	386	342	44	68	Short-term	41	FAS
13	-3	0	-33	-2	2.903	2.771	1.395	1.376	133	Long-term	42	FAS
-660	19	-165	560	18	747	600	525	75	147	Shares and other equity	5	FAS
-134	0	-129	4	6	32	-29	36	-65	61	Quoted shares	511	FAS
-499	-4	-54	34	3	567	496	383	112	72	Unquoted shares	512	FAS
-50	21	1	110	2	144	132	109	23	12	Other equity	513	FAS
23	2	17	412	6	3	2	-4	5	2	Mutual funds shares	52	FAS
4	3	10	265	0	5	7	3	4	-2	Insurance technical reserves	6	FAS
0	0	0	166	0	0	0	0	0	0	Life insurance reserves	611	FAS
0	0	0	148	0	1	0	0	0	1	Pension fund reserves	612	FAS
4	3	10	-49	0	4	7	3	4	-3	Other technical reserves	62	FAS
379	-19	31	158	10	658	472	308	165	185	Other accounts receivable	7	FAS
25	-20	7	77	3	663	485	331	154	179	Trade credits and advances	71	FAS
354	1	24	82	7	-5	-12	-23	11	7	Other	79	FAS
23	79	54	1.921	25	9.628	6.459	5.445	1.015	3.169	**Liabilities**	F	LIA
34	0	0	0	0	2.813	2.541	2.333	208	272	Currency and deposits	2	LIA
34	0	0	0	0	624	468	506	-37	156	Currency	21	LIA
0	0	0	0	0	-156	-119	-142	23	-38	Transferable deposits	22	LIA
0	0	0	0	0	2.345	2.191	1.969	222	154	Other deposits	29	LIA
-260	0	0	0	0	2.428	2.455	2.146	308	-27	Securities other than shares	3	LIA
-170	0	0	0	0	804	810	811	-1	-6	Short-term	331	LIA
-90	0	0	0	0	1.591	1.608	1.298	310	-17	Long-term	332	LIA
0	0	0	0	0	33	36	37	0	-3	Financial derivatives	34	LIA
-8	14	0	1.816	20	1.957	400	354	45	1.557	Loans	4	LIA
88	-4	0	266	2	871	420	351	69	451	Short-term	41	LIA
-95	18	0	1.550	18	1.086	-20	4	-24	1.106	Long-term	42	LIA
0	0	1	0	0	1.738	662	448	214	1.076	Shares and other equity	5	LIA
0	0	0	0	0	927	293	223	70	634	Quoted shares	511	LIA
0	0	1	0	0	258	137	9	128	121	Unquoted shares	512	LIA
0	0	0	0	0	430	144	148	-4	286	Other equity	513	LIA
0	0	0	0	0	124	88	67	21	36	Mutual funds shares	52	LIA
0	0	0	0	0	6	8	5	3	-2	Insurance technical reserves	6	LIA
0	0	0	0	0	10	12	15	-3	-2	Life insurance reserves	611	LIA
0	0	0	0	0	0	0	0	0	0	Pension fund reserves	612	LIA
0	0	0	0	0	-4	-4	-11	6	0	Other technical reserves	62	LIA
257	66	53	105	5	687	394	159	235	293	Other accounts payable	7	LIA
54	30	16	91	4	539	257	120	136	283	Trade credits and advances	71	LIA
203	36	37	14	2	147	137	38	99	10	Other	79	LIA
-18	-37	57	747	34	1.927	4.102	3.052	1.050	-2.175	**Net financial assets**		NETO
Centralna država/ *Central government*	Lokalna država/ *Local government*	Skladi socialne varnosti/ *Social security funds*	Gospodinjstva/ *Households*	Nepr. instit., ki opravljajo storitve za gospod./ *Non-profit institutions serving households*	Tujina/ *Rest of the world*	EU/ *European Union*	EMU/ *Members of the EMU*	Ostale članice EU/ *European Union, not EMU*	Ostali (izven EU)/ *Others (not EU)*			
S1311	S1313	S1314	S14	S15	S2	S21	S2111	S2112	S22			

A.2.9. Konsolidirani finančni računi - vrednostne spremembe 2007

v mio EUR

A.2.9.

Vrsta post.	Oznaka	Finančni instrumenti	Institucionalni sektorji								
			S1	S11	S12	S121	S122	S123	S124	S125	S13
FSR	F	**Finančna sredstva**	10.159	424	4.255	2.131	879	497	36	348	2.782
FSR	1	Monetarno zlato in SDR	8	0	8	8	0	0	0	0	0
FSR	2	Gotovina in vloge	2.324	80	2.280	2.233	90	-105	-2	25	-26
FSR	21	Gotovina	-57	0	-46	0	-3	0	0	0	0
FSR	22	Prenosljive vloge	154	136	1	2	-1	10	1	1	1
FSR	29	Druge vloge	2.226	-55	2.326	2.231	94	-115	-3	24	-27
FSR	3	Vrednostni papirji razen delnic	-193	-30	-163	-107	6	-49	0	-28	9
FSR	331	Kratkoročni	-3	-1	-3	0	9	-15	0	2	0
FSR	332	Dolgoročni	-212	0	-209	-108	-51	-36	0	-31	9
FSR	34	Izvedeni finančni instrumenti	22	-29	49	2	47	1	0	1	0
FSR	4	Posojila	282	97	200	0	262	-569	-3	1	-3
FSR	41	Kratkoročna	237	132	110	0	103	19	-1	0	0
FSR	42	Dolgoročna	45	-35	91	0	159	-588	-2	1	-3
FSR	5	Delnice in drug lastniški kapital	7.832	350	2.050	-1	584	1.290	40	346	2.863
FSR	511	Delnice, ki kotirajo	6.470	145	2.028	0	488	1.355	99	255	2.411
FSR	512	Delnice, ki ne kotirajo	-18	13	-53	-1	22	-116	-49	-24	199
FSR	513	Drug lastniški kapital	598	50	16	0	22	14	-15	4	236
FSR	52	Delnice/enote investicijskih skladov	781	142	60	0	53	37	6	111	17
FSR	6	Zavarovalno tehnične rezervacije	157	7	0	0	-1	0	0	0	-7
FSR	611	Rezervacije iz življenjskih zavarovanj	86	0	0	0	0	0	0	0	0
FSR	612	Rezervacije iz pokojninskih zavarovanj	24	0	0	0	0	0	0	0	0
FSR	62	Druge tehnične rezervacije	47	7	0	0	-1	0	0	0	-7
FSR	7	Druge terjatve	-251	-81	-121	-3	-62	-69	0	4	-53
FSR	71	Trgovinski krediti in avansi	95	67	14	0	0	2	0	11	2
FSR	79	Drugo	-346	-148	-135	-3	-62	-71	0	-6	-55
OBV	F	**Obveznosti**	10.111	5.878	4.444	2.306	1.067	213	80	416	-226
OBV	2	Gotovina in vloge	2.197	0	2.206	2.298	-131	0	0	0	-9
OBV	21	Gotovina	2.258	0	2.267	2.310	0	0	0	0	-9
OBV	22	Prenosljive vloge	44	0	44	-2	58	0	0	0	0
OBV	29	Druge vloge	-106	0	-106	-10	-190	0	0	0	0
OBV	3	Vrednostni papirji razen delnic	-200	6	19	0	5	-1	0	-1	-225
OBV	331	Kratkoročni	0	0	-1	0	-1	-1	0	0	0
OBV	332	Dolgoročni	-210	-8	22	0	6	0	0	-1	-224
OBV	34	Izvedeni finančni instrumenti	11	14	-3	0	-1	0	0	0	0
OBV	4	Posojila	275	288	-25	0	170	-704	0	0	5
OBV	41	Kratkoročna	281	270	-3	0	0	-4	13	0	-1
OBV	42	Dolgoročna	-6	18	-22	0	170	-699	-14	0	7
OBV	5	Delnice in drug lastniški kapital	7.934	5.794	2.141	-29	961	1.037	80	302	-1
OBV	511	Delnice, ki kotirajo	6.734	5.642	1.093	0	985	247	27	3	0
OBV	512	Delnice, ki ne kotirajo	-324	-475	152	0	-23	-202	-2	265	-1
OBV	513	Drug lastniški kapital	872	627	244	-29	0	219	54	9	0
OBV	52	Delnice/enote investicijskih skladov	652	0	652	0	0	773	0	25	0
OBV	6	Zavarovalno tehnične rezervacije	114	0	114	0	0	0	0	114	0
OBV	611	Rezervacije iz življenjskih zavarovanj	85	0	85	0	0	0	0	85	0
OBV	612	Rezervacije iz pokojninskih zavarovanj	24	0	24	0	0	0	0	24	0
OBV	62	Druge tehnične rezervacije	5	0	5	0	0	0	0	5	0
OBV	7	Druge obveznosti	-210	-211	-10	38	62	-119	1	1	3
OBV	71	Trgovinski krediti in avansi	22	1	0	0	2	-3	0	1	12
OBV	79	Drugo	-232	-212	-10	38	60	-116	0	0	-9
NETO		**Neto finančna sredstva**	48	-5.453	-190	-175	-187	284	-44	-67	3.008
			Gospodarstvo Slovenije/ *Total economy*	Nefinančne družbe/ *Non-financial corporations*	Finančne družbe/ *Financial corporations*	Centralna banka/ *Central Bank*	Druge denarne finančne institucije/ *Other monetary financial institutions*	Drugi finančni posredniki / *Other financial intermediaries*	Izvajalci pomožnih finančnih dejavnosti/ *Financial auxiliaries*	Zavarovalnice in pokojninski skladi/ *Insurance corporations and pension funds*	Država/ *General government*
			S1	S11	S12	S121	S122	S123	S124	S125	S13

Consolidated financial accounts - revaluation changes 2007 A.2.9.

EUR millions

Institutional sectors												
S1311	S1313	S1314	S14	S15	S2	S21	S2111	S2112	S22	Financial instruments	Code	Item type
2.661	38	824	2.701	-3	175	162	75	87	14	**Financial assets**	F	FAS
0	0	0	0	0	-29	10	0	10	-39	Monetary gold and SDRs	1	FAS
-16	0	-11	-4	-6	-24	-13	-21	9	-11	Currency and deposits	2	FAS
0	0	0	-10	0	0	0	0	0	0	Currency	21	FAS
-2	-1	3	22	-5	0	0	0	0	0	Transferable deposits	22	FAS
-14	1	-14	-16	-2	-24	-13	-22	8	-11	Other deposits	29	FAS
-3	0	10	-8	-2	-105	-85	-59	-26	-20	Securities other than shares	3	FAS
0	0	0	0	0	0	0	0	0	0	Short-term	331	FAS
-3	0	10	-10	-2	-131	-109	-83	-27	-22	Long-term	332	FAS
0	0	0	2	0	26	24	24	1	1	Financial derivatives	34	FAS
-3	0	-1	-12	0	120	57	71	-14	63	Loans	4	FAS
0	0	-1	-5	0	192	182	163	20	10	Short-term	41	FAS
-3	0	0	-7	0	-72	-125	-91	-34	53	Long-term	42	FAS
2.743	40	823	2.564	5	393	260	158	102	133	Shares and other equity	5	FAS
1.647	20	744	1.883	4	655	472	307	165	183	Quoted shares	511	FAS
886	0	56	-177	0	-558	-491	-415	-76	-68	Unquoted shares	512	FAS
200	19	17	299	-3	290	273	261	12	16	Other equity	513	FAS
10	1	6	559	4	7	6	5	1	1	Mutual funds shares	52	FAS
-6	0	-1	157	0	-41	0	0	0	-41	Insurance technical reserves	6	FAS
0	0	0	86	0	0	0	0	0	0	Life insurance reserves	611	FAS
0	0	0	24	0	0	0	0	0	0	Pension fund reserves	612	FAS
-6	0	-1	47	0	-41	0	0	0	-41	Other technical reserves	62	FAS
-55	-1	4	4	0	-139	-68	-75	6	-70	Other accounts receivable	7	FAS
2	1	0	12	0	-7	45	31	14	-52	Trade credits and advances	71	FAS
-57	-2	3	-8	0	-132	-113	-105	-8	-18	Other	79	FAS
-229	-1	743	15	0	245	130	-3	133	115	**Liabilities**	F	LIA
-9	0	0	0	0	103	118	121	-3	-14	Currency and deposits	2	LIA
-9	0	0	0	0	-2.315	-2.315	-2.315	0	0	Currency	21	LIA
0	0	0	0	0	110	88	90	-2	23	Transferable deposits	22	LIA
0	0	0	0	0	2.308	2.345	2.346	-1	-37	Other deposits	29	LIA
-226	0	0	0	0	-98	-140	-64	-76	42	Securities other than shares	3	LIA
0	0	0	0	0	-3	-3	-3	0	0	Short-term	331	LIA
-226	0	0	0	0	-133	-169	-89	-80	36	Long-term	332	LIA
0	0	0	0	0	37	32	28	4	6	Financial derivatives	34	LIA
-1	5	0	7	0	127	49	-13	62	79	Loans	4	LIA
-2	0	0	15	0	148	35	1	34	113	Short-term	41	LIA
1	5	0	-8	-1	-20	14	-14	28	-34	Long-term	42	LIA
0	0	742	0	0	291	10	-46	56	281	Shares and other equity	5	LIA
0	0	0	0	0	391	114	101	13	277	Quoted shares	511	LIA
0	0	742	0	0	-252	-213	-235	22	-39	Unquoted shares	512	LIA
0	0	0	0	0	16	5	-6	11	11	Other equity	513	LIA
0	0	0	0	0	136	104	94	10	32	Mutual funds shares	52	LIA
0	0	0	0	0	1	1	1	0	0	Insurance technical reserves	6	LIA
0	0	0	0	0	1	1	1	0	0	Life insurance reserves	611	LIA
0	0	0	0	0	0	0	0	0	0	Pension fund reserves	612	LIA
0	0	0	0	0	0	0	0	0	0	Other technical reserves	62	LIA
7	-6	1	8	0	-179	93	-1	94	-273	Other accounts payable	7	LIA
10	1	1	9	0	66	127	29	98	-61	Trade credits and advances	71	LIA
-3	-7	0	-1	0	-246	-34	-31	-4	-211	Other	79	LIA
2.889	39	80	2.686	-3	-69	32	78	-46	-101	**Net financial assets**		NETO
Centralna država/ *Central government*	Lokalna država/ *Local government*	Skladi socialne varnosti/ *Social security funds*	Gospodinjstva/ *Households*	Nepr. instit., ki opravljajo storitve za gospod./ *Non-profit institutions serving households*	Tujina/ *Rest of the world*	EU/ *European Union*	EMU/ *Members of the EMU*	Ostale članice EU/ *European Union, not EMU*	Ostali (izven EU)/ *Others (not EU)*			
S1311	S1313	S1314	S14	S15	S2	S21	S2111	S2112	S22			

A.2.9.

A.2.10. Konsolidirani finančni računi - stanja 2007 (konec leta)

v mio EUR

A.2.10.

Vrsta post.	Oznaka	Finančni instrumenti	Institucionalni sektorji								
			S1	S11	S12	S121	S122	S123	S124	S125	S13
FSR	F	**Finančna sredstva**	133.614	19.188	60.561	8.384	41.182	10.656	640	5.661	16.461
FSR	1	Monetarno zlato in SDR	67	0	67	67	0	0	0	0	0
FSR	2	Gotovina in vloge	30.188	3.914	7.122	4.183	3.708	608	116	529	1.978
FSR	21	Gotovina	3.995	75	14	0	262	0	1	1	7
FSR	22	Prenosljive vloge	7.401	1.477	383	3	777	156	61	9	180
FSR	29	Druge vloge	18.792	2.362	6.725	4.180	2.669	452	54	520	1.791
FSR	3	Vrednostni papirji razen delnic	14.630	380	13.392	3.910	6.527	358	13	3.128	361
FSR	331	Kratkoročni	1.280	13	1.256	0	1.176	10	1	71	5
FSR	332	Dolgoročni	13.105	290	12.026	3.909	5.246	345	12	3.055	346
FSR	34	Izvedeni finančni instrumenti	246	77	110	2	105	3	1	3	10
FSR	4	Posojila	34.667	1.951	31.493	0	29.196	4.168	71	36	366
FSR	41	Kratkoročna	10.901	1.135	9.406	0	9.504	709	67	5	0
FSR	42	Dolgoročna	23.767	816	22.087	0	19.692	3.459	5	31	365
FSR	5	Delnice in drug lastniški kapital	36.859	4.679	7.124	75	1.512	4.796	376	1.712	11.319
FSR	511	Delnice, ki kotirajo	16.476	681	5.086	0	656	3.785	235	633	5.479
FSR	512	Delnice, ki ne kotirajo	6.411	1.383	1.209	20	477	680	97	234	2.593
FSR	513	Drug lastniški kapital	9.420	2.071	385	55	198	159	20	82	3.127
FSR	52	Delnice/enote investicijskih skladov	4.551	544	445	0	181	171	24	763	120
FSR	6	Zavarovalno tehnične rezervacije	3.603	389	21	0	39	2	1	21	26
FSR	611	Rezervacije iz življenjskih zavarovanj	1.700	0	0	0	0	0	0	0	0
FSR	612	Rezervacije iz pokojninskih zavarovanj	815	0	0	0	0	0	0	0	0
FSR	62	Druge tehnične rezervacije	1.089	389	21	0	39	2	1	21	26
FSR	7	Druge terjatve	13.599	7.876	1.342	149	200	724	62	234	2.412
FSR	71	Trgovinski krediti in avansi	7.745	6.315	504	1	12	339	13	148	196
FSR	79	Drugo	5.854	1.561	838	148	187	386	49	86	2.215
OBV	F	**Obveznosti**	141.126	61.570	59.136	8.019	40.150	10.692	497	5.739	10.367
OBV	2	Gotovina in vloge	30.545	0	30.505	7.321	25.207	0	0	0	40
OBV	21	Gotovina	2.644	0	2.604	2.855	0	0	0	0	40
OBV	22	Prenosljive vloge	10.657	0	10.657	3.968	7.312	0	0	0	0
OBV	29	Druge vloge	17.244	0	17.244	498	17.895	0	0	0	0
OBV	3	Vrednostni papirji razen delnic	8.238	483	800	0	1.304	1	3	37	6.955
OBV	331	Kratkoročni	151	16	1	0	2	0	0	0	134
OBV	332	Dolgoročni	7.899	405	672	0	1.173	0	3	37	6.821
OBV	34	Izvedeni finančni instrumenti	189	62	126	0	129	1	0	0	0
OBV	4	Posojila	47.735	24.824	13.330	0	9.655	5.400	222	31	961
OBV	41	Kratkoročna	10.066	8.101	557	0	0	1.255	181	0	140
OBV	42	Dolgoročna	37.669	16.723	12.773	0	9.655	4.145	41	31	822
OBV	5	Delnice in drug lastniški kapital	38.059	28.196	9.863	472	3.641	4.953	212	1.931	0
OBV	511	Delnice, ki kotirajo	14.561	13.203	1.358	0	988	549	35	10	0
OBV	512	Delnice, ki ne kotirajo	8.755	5.039	3.716	0	2.644	121	70	1.180	0
OBV	513	Drug lastniški kapital	11.075	9.954	1.121	472	0	622	107	49	0
OBV	52	Delnice/enote investicijskih skladov	3.668	0	3.668	0	9	3.661	0	692	0
OBV	6	Zavarovalno tehnične rezervacije	3.544	0	3.544	0	0	0	0	3.586	0
OBV	611	Rezervacije iz življenjskih zavarovanj	1.605	0	1.605	0	0	0	0	1.605	0
OBV	612	Rezervacije iz pokojninskih zavarovanj	817	0	817	0	0	0	0	817	0
OBV	62	Druge tehnične rezervacije	1.123	0	1.123	0	0	0	0	1.165	0
OBV	7	Druge obveznosti	13.005	8.067	1.093	227	342	339	60	153	2.410
OBV	71	Trgovinski krediti in avansi	7.470	5.363	348	1	41	211	8	97	710
OBV	79	Drugo	5.535	2.705	745	226	302	127	52	56	1.700
NETO		**Neto finančna sredstva**	-7.512	-42.382	1.426	365	1.032	-36	143	-77	6.094
			Gospodarstvo Slovenije/ *Total economy*	Nefinančne družbe/ *Non-financial corporations*	Finančne družbe/ *Financial corporations*	Centralna banka/ *Central Bank*	Druge denarne finančne institucije/ *Other monetary financial institutions*	Drugi finančni posredniki / *Other financial intermediaries*	Izvajalci pomožnih finančnih dejavnosti/ *Financial auxiliaries*	Zavarovalnice in pokojninski skladi/ *Insurance corporations and pension funds*	Država/ *General government*
			S1	S11	S12	S121	S122	S123	S124	S125	S13

Consolidated financial accounts - outstanding amounts 2007 (end of year) A.2.10.

EUR millions

A.2.10.

Institutional sectors												
S1311	S1313	S1314	S14	S15	S2	S21	S2111	S2112	S22	Financial instruments	Code	Item type
14.830	1.071	3.127	36.877	526	43.107	38.496	32.107	6.389	4.611	**Financial assets**	F	FAS
0	0	0	0	0	0	0	0	0	0	Monetary gold and SDRs	1	FAS
1.434	384	159	16.887	288	9.739	9.318	8.986	333	421	Currency and deposits	2	FAS
0	7	0	3.899	0	0	0	0	0	0	Currency	21	FAS
41	109	30	5.234	127	3.791	3.667	3.569	99	124	Transferable deposits	22	FAS
1.393	269	129	7.754	161	5.948	5.651	5.417	234	297	Other deposits	29	FAS
143	0	281	444	54	3.260	2.723	1.901	822	537	Securities other than shares	3	FAS
0	0	7	6	0	0	0	0	0	0	Short-term	331	FAS
133	0	274	390	53	3.184	2.654	1.836	818	530	Long-term	332	FAS
10	0	0	49	1	76	69	65	4	7	Financial derivatives	34	FAS
377	11	94	845	13	17.044	16.441	12.682	3.759	603	Loans	4	FAS
1	0	93	351	8	746	662	591	71	84	Short-term	41	FAS
376	11	1	493	5	16.298	15.779	12.091	3.688	518	Long-term	42	FAS
10.775	528	2.310	13.621	115	8.138	6.100	5.384	716	2.038	Shares and other equity	5	FAS
3.793	43	1.642	5.212	19	1.260	776	622	154	484	Quoted shares	511	FAS
4.305	90	492	1.190	36	3.094	2.173	1.932	241	921	Unquoted shares	512	FAS
2.613	389	125	3.800	36	3.754	3.128	2.814	314	626	Other equity	513	FAS
64	6	50	3.418	24	30	23	16	7	7	Mutual funds shares	52	FAS
11	4	11	3.167	1	58	34	27	7	24	Insurance technical reserves	6	FAS
0	0	0	1.700	0	1	0	0	0	0	Life insurance reserves	611	FAS
0	0	0	815	0	2	0	0	0	2	Pension fund reserves	612	FAS
11	4	11	652	1	56	33	27	6	22	Other technical reserves	62	FAS
2.090	143	271	1.914	56	4.868	3.880	3.128	752	988	Other accounts receivable	7	FAS
122	76	26	706	25	4.676	3.722	2.998	724	954	Trade credits and advances	71	FAS
1.968	67	245	1.208	31	192	159	130	29	34	Other	79	FAS
9.960	542	2.431	9.940	114	35.528	22.348	19.011	3.338	13.179	**Liabilities**	F	LIA
40	0	0	0	0	9.382	7.909	7.220	690	1.473	Currency and deposits	2	LIA
40	0	0	0	0	1.351	644	642	2	707	Currency	21	LIA
0	0	0	0	0	535	474	409	65	61	Transferable deposits	22	LIA
0	0	0	0	0	7.497	6.791	6.169	622	705	Other deposits	29	LIA
7.019	0	0	0	0	9.652	8.066	7.132	934	1.586	Securities other than shares	3	LIA
137	0	0	0	0	1.129	1.120	1.113	8	9	Short-term	331	LIA
6.882	0	0	0	0	8.390	6.831	5.910	921	1.559	Long-term	332	LIA
0	0	0	0	0	133	115	109	6	18	Financial derivatives	34	LIA
816	260	3	8.537	82	3.976	939	650	289	3.037	Loans	4	LIA
225	8	0	1.254	14	1.581	655	480	175	926	Short-term	41	LIA
590	251	3	7.284	69	2.395	284	170	114	2.111	Long-term	42	LIA
2	0	2.292	0	0	6.937	2.460	1.934	527	4.477	Shares and other equity	5	LIA
0	0	0	0	0	3.176	1.053	810	243	2.123	Quoted shares	511	LIA
2	0	2.292	0	0	749	342	171	170	408	Unquoted shares	512	LIA
0	0	0	0	0	2.099	370	294	76	1.729	Other equity	513	LIA
0	0	0	0	0	913	696	659	37	217	Mutual funds shares	52	LIA
0	0	0	0	0	117	113	100	13	4	Insurance technical reserves	6	LIA
0	0	0	0	0	96	95	88	6	2	Life insurance reserves	611	LIA
0	0	0	0	0	0	0	0	0	0	Pension fund reserves	612	LIA
0	0	0	0	0	21	19	12	7	2	Other technical reserves	62	LIA
2.083	283	137	1.403	32	5.462	2.860	1.975	885	2.603	Other accounts payable	7	LIA
484	186	68	1.024	25	4.951	2.560	1.819	741	2.391	Trade credits and advances	71	LIA
1.599	97	69	379	6	511	300	155	144	212	Other	79	LIA
4.870	529	696	26.938	412	7.579	16.147	13.096	3.051	-8.568	**Net financial assets**		NETO
Centralna država/ *Central government*	Lokalna država/ *Local government*	Skladi socialne varnosti/ *Social security funds*	Gospodinjstva/ *Households*	Nepr. instit., ki opravljajo storitve za gospod./ *Non-profit institutions serving households*	Tujina/ *Rest of the world*	EU/ *European Union*	EMU/ *Members of the EMU*	Ostale članice EU/ *European Union, not EMU*	Ostali (izven EU)/ *Others (not EU)*			
S1311	S1313	S1314	S14	S15	S2	S21	S2111	S2112	S22			

A.2.11. Konsolidirani finančni računi - transakcije 2008

v mio EUR

A.2.11.

Vrsta post.	Oznaka	Finančni instrumenti	Institucionalni sektorji								
			S1	S11	S12	S121	S122	S123	S124	S125	S13
FSR	F	**Finančna sredstva**	8.801	1.628	4.494	888	4.779	589	86	620	85
FSR	1	Monetarno zlato in SDR	-9	0	-9	-9	0	0	0	0	0
FSR	2	Gotovina in vloge	1.479	30	-1.095	649	-49	-285	-33	170	248
FSR	21	Gotovina	1.061	-7	-1	0	12	0	-1	-1	-2
FSR	22	Prenosljive vloge	-345	-62	-67	-42	566	-66	-11	9	-32
FSR	29	Druge vloge	763	99	-1.028	690	-627	-220	-21	161	282
FSR	3	Vrednostni papirji razen delnic	-301	-30	-207	296	-578	-85	0	176	-49
FSR	331	Kratkoročni	-97	4	-106	0	-72	-5	4	-33	2
FSR	332	Dolgoročni	-217	-30	-145	298	-556	-79	-2	208	-48
FSR	34	Izvedeni finančni instrumenti	12	-4	43	-2	49	-1	-1	1	-3
FSR	4	Posojila	5.928	293	5.575	0	5.172	965	20	14	-3
FSR	41	Kratkoročna	2.391	237	2.126	0	2.516	115	12	0	0
FSR	42	Dolgoročna	3.538	56	3.449	0	2.656	850	9	14	-4
FSR	5	Delnice in drug lastniški kapital	1.027	859	426	0	290	121	91	236	-8
FSR	511	Delnice, ki kotirajo	-40	-20	153	0	239	-66	-8	10	-32
FSR	512	Delnice, ki ne kotirajo	473	314	162	0	86	161	65	95	-9
FSR	513	Drug lastniški kapital	758	603	35	0	-5	11	32	-8	22
FSR	52	Delnice/enote investicijskih skladov	-164	-38	76	0	-31	14	2	139	12
FSR	6	Zavarovalno tehnične rezervacije	352	12	15	0	-3	-1	-1	15	-13
FSR	611	Rezervacije iz življenjskih zavarovanj	158	0	0	0	0	0	0	0	0
FSR	612	Rezervacije iz pokojninskih zavarovanj	117	0	0	0	0	0	0	0	0
FSR	62	Druge tehnične rezervacije	77	12	15	0	-3	-1	-1	15	-13
FSR	7	Druge terjatve	325	463	-210	-47	-53	-126	9	10	-91
FSR	71	Trgovinski krediti in avansi	344	300	-18	1	-7	-18	-5	11	-3
FSR	79	Drugo	-19	163	-192	-48	-46	-109	14	-2	-88
OBV	F	**Obveznosti**	11.504	5.307	4.343	810	4.555	820	97	529	743
OBV	2	Gotovina in vloge	2.176	0	2.174	905	2.816	0	0	0	2
OBV	21	Gotovina	350	0	348	359	0	0	0	0	2
OBV	22	Prenosljive vloge	-237	0	-237	664	-377	0	0	0	0
OBV	29	Druge vloge	2.064	0	2.064	-117	3.193	0	0	0	0
OBV	3	Vrednostni papirji razen delnic	448	47	60	0	62	4	5	5	340
OBV	331	Kratkoročni	58	-2	104	0	100	0	5	0	-45
OBV	332	Dolgoročni	330	-6	-51	0	-44	1	0	5	387
OBV	34	Izvedeni finančni instrumenti	60	55	6	0	6	3	0	0	-3
OBV	4	Posojila	7.782	4.878	1.830	0	1.094	1.191	86	54	44
OBV	41	Kratkoročna	2.430	2.193	97	0	0	486	74	53	49
OBV	42	Dolgoročna	5.353	2.685	1.733	0	1.094	705	13	0	-5
OBV	5	Delnice in drug lastniški kapital	456	295	160	0	630	-310	17	135	0
OBV	511	Delnice, ki kotirajo	77	42	35	0	52	4	0	1	0
OBV	512	Delnice, ki ne kotirajo	288	-62	350	0	571	-3	14	14	0
OBV	513	Drug lastniški kapital	306	316	-10	0	0	-18	3	0	0
OBV	52	Delnice/enote investicijskih skladov	-215	0	-215	0	6	-294	0	121	0
OBV	6	Zavarovalno tehnične rezervacije	349	0	349	0	0	0	0	345	0
OBV	611	Rezervacije iz življenjskih zavarovanj	157	0	157	0	0	0	0	157	0
OBV	612	Rezervacije iz pokojninskih zavarovanj	117	0	117	0	0	0	0	117	0
OBV	62	Druge tehnične rezervacije	75	0	75	0	0	0	0	71	0
OBV	7	Druge obveznosti	293	87	-230	-96	-47	-66	-11	-10	358
OBV	71	Trgovinski krediti in avansi	142	-65	-40	1	-4	-45	-2	10	195
OBV	79	Drugo	151	153	-191	-97	-43	-20	-9	-20	163
NETO		**Neto finančna sredstva**	-2.704	-3.680	151	79	224	-231	-11	91	-658
			Gospodarstvo Slovenije/ *Total economy*	Nefinančne družbe/ *Non-financial corporations*	Finančne družbe/ *Financial corporations*	Centralna banka/ *Central Bank*	Druge denarne finančne institucije/ *Other monetary financial institutions*	Drugi finančni posredniki / *Other financial intermediaries*	Izvajalci pomožnih finančnih dejavnosti/ *Financial auxiliaries*	Zavarovalnice in pokojninski skladi/ *Insurance corporations and pension funds*	Država/ *General government*
			S1	S11	S12	S121	S122	S123	S124	S125	S13

Consolidated financial accounts - transactions 2008 A.2.11.

EUR millions

A.2.11.

Institutional sectors												
S1311	S1313	S1314	S14	S15	S2	S21	S2111	S2112	S22	Financial instruments	Code	Item type
111	14	1	2.563	31	4.022	3.631	3.698	-66	390	**Financial assets**	F	FAS
0	0	0	0	0	9	9	-63	72	0	Monetary gold and SDRs	1	FAS
339	-21	-70	2.256	40	384	431	613	-182	-46	Currency and deposits	2	FAS
1	-3	0	1.070	0	0	0	0	0	0	Currency	21	FAS
-5	0	-28	-199	15	33	7	81	-74	26	Transferable deposits	22	FAS
342	-18	-42	1.384	25	351	424	532	-108	-72	Other deposits	29	FAS
-47	0	-13	-13	-2	785	803	577	226	-17	Securities other than shares	3	FAS
0	0	-1	3	0	100	100	100	0	0	Short-term	331	FAS
-43	0	-12	8	-2	675	694	470	224	-19	Long-term	332	FAS
-3	0	0	-23	0	9	8	6	2	2	Financial derivatives	34	FAS
6	-1	35	68	-4	2.663	2.375	2.397	-23	289	Loans	4	FAS
0	0	36	31	-3	376	170	159	11	206	Short-term	41	FAS
6	-1	0	37	-1	2.287	2.204	2.238	-34	83	Long-term	42	FAS
-9	-5	-1	-245	-5	164	100	254	-154	64	Shares and other equity	5	FAS
0	0	-33	-142	1	-24	-73	-43	-30	49	Quoted shares	511	FAS
-27	0	11	6	0	28	30	151	-122	-2	Unquoted shares	512	FAS
17	-5	9	100	-2	165	148	149	-1	17	Other equity	513	FAS
0	0	12	-210	-3	-5	-5	-3	-2	0	Mutual funds shares	52	FAS
-3	-1	-8	338	0	14	14	7	7	0	Insurance technical reserves	6	FAS
0	0	0	158	0	1	0	0	0	1	Life insurance reserves	611	FAS
0	0	0	117	0	0	0	0	0	0	Pension fund reserves	612	FAS
-3	-1	-8	64	0	13	14	7	7	-1	Other technical reserves	62	FAS
-174	42	57	159	2	2	-100	-88	-12	101	Other accounts receivable	7	FAS
7	18	-2	66	-2	-11	-106	-101	-6	96	Trade credits and advances	71	FAS
-181	24	59	93	5	12	7	13	-6	5	Other	79	FAS
554	237	-6	1.091	19	1.318	-424	-328	-97	1.743	**Liabilities**	F	LIA
2	0	0	0	0	-313	-498	-351	-147	185	Currency and deposits	2	LIA
2	0	0	0	0	711	574	573	1	137	Currency	21	LIA
0	0	0	0	0	-74	-60	-4	-56	-14	Transferable deposits	22	LIA
0	0	0	0	0	-950	-1.013	-921	-92	63	Other deposits	29	LIA
332	0	-3	2	0	36	-110	-57	-53	146	Securities other than shares	3	LIA
-48	0	0	0	0	-54	-52	-47	-4	-2	Short-term	331	LIA
379	0	0	0	0	128	-20	31	-51	149	Long-term	332	LIA
0	0	-3	2	0	-38	-38	-41	3	0	Financial derivatives	34	LIA
-15	102	0	1.014	17	810	145	92	52	665	Loans	4	LIA
74	11	0	78	13	337	81	69	12	256	Short-term	41	LIA
-89	91	0	937	3	472	64	23	40	409	Long-term	42	LIA
0	0	-7	0	0	736	282	279	2	454	Shares and other equity	5	LIA
0	0	0	0	0	-140	-77	-43	-34	-63	Quoted shares	511	LIA
0	0	-7	0	0	212	162	152	10	51	Unquoted shares	512	LIA
0	0	0	0	0	617	184	167	18	432	Other equity	513	LIA
0	0	0	0	0	47	13	4	8	34	Mutual funds shares	52	LIA
0	0	0	0	0	17	16	9	6	1	Insurance technical reserves	6	LIA
0	0	0	0	0	2	1	1	-1	1	Life insurance reserves	611	LIA
0	0	0	0	0	0	0	0	0	0	Pension fund reserves	612	LIA
0	0	0	0	0	15	15	8	7	0	Other technical reserves	62	LIA
235	135	4	75	3	33	-258	-301	42	292	Other accounts payable	7	LIA
138	44	39	50	2	191	-74	-124	50	265	Trade credits and advances	71	LIA
97	91	-35	25	0	-158	-184	-176	-8	26	Other	79	LIA
-442	-223	7	1.471	11	2.704	4.056	4.025	30	-1.352	**Net financial assets**		NETO
Centralna država/ *Central government*	Lokalna država/ *Local government*	Skladi socialne varnosti/ *Social security funds*	Gospodinjstva/ *Households*	Nepr. instit., ki opravljajo storitve za gospod./ *Non-profit institutions serving households*	Tujina/ *Rest of the world*	EU/ *European Union*	EMU/ *Members of the EMU*	Ostale članice EU/ *European Union, not EMU*	Ostali (izven EU)/ *Others (not EU)*			
S1311	S1313	S1314	S14	S15	S2	S21	S2111	S2112	S22			

A.2.12. Konsolidirani finančni računi - vrednostne spremembe 2008

v mio EUR

A.2.12.

Vrsta post.	Oznaka	Finančni instrumenti	Institucionalni sektorji								
			S1	S11	S12	S121	S122	S123	S124	S125	S13
FSR	F	**Finančna sredstva**	-10.231	-769	-2.943	8	-86	-2.509	-167	-779	-3.352
FSR	1	Monetarno zlato in SDR	15	0	15	15	0	0	0	0	0
FSR	2	Gotovina in vloge	111	-37	59	48	8	4	0	2	54
FSR	21	Gotovina	0	0	0	0	0	0	0	0	0
FSR	22	Prenosljive vloge	36	-7	42	40	2	1	0	0	-3
FSR	29	Druge vloge	76	-30	17	8	6	4	0	2	57
FSR	3	Vrednostni papirji razen delnic	-70	-60	-15	-67	111	-3	0	-59	0
FSR	331	Kratkoročni	2	0	2	0	4	0	0	-2	0
FSR	332	Dolgoročni	-167	-37	-134	-81	3	-2	0	-56	-1
FSR	34	Izvedeni finančni instrumenti	95	-23	117	14	104	-1	0	-1	0
FSR	4	Posojila	21	-178	126	0	193	-64	-1	3	85
FSR	41	Kratkoročna	32	-36	72	0	88	-11	-1	0	1
FSR	42	Dolgoročna	-11	-142	55	0	105	-53	0	3	84
FSR	5	Delnice in drug lastniški kapital	-10.292	-634	-3.059	2	-398	-2.364	-168	-727	-3.500
FSR	511	Delnice, ki kotirajo	-9.280	20	-2.941	0	-332	-2.166	-108	-257	-3.245
FSR	512	Delnice, ki ne kotirajo	-971	-459	57	2	5	-110	-42	-107	-503
FSR	513	Drug lastniški kapital	1.808	98	-17	0	13	-32	-5	1	301
FSR	52	Delnice/enote investicijskih skladov	-1.849	-294	-158	0	-84	-56	-12	-366	-53
FSR	6	Zavarovalno tehnične rezervacije	-114	1	0	0	0	0	0	0	0
FSR	611	Rezervacije iz življenjskih zavarovanj	-119	0	0	0	0	0	0	0	0
FSR	612	Rezervacije iz pokojninskih zavarovanj	0	0	0	0	0	0	0	0	0
FSR	62	Druge tehnične rezervacije	5	1	0	0	0	0	0	0	0
FSR	7	Druge terjatve	97	138	-69	10	1	-83	1	3	9
FSR	71	Trgovinski krediti in avansi	142	127	0	0	0	-1	0	2	8
FSR	79	Drugo	-45	12	-69	10	1	-83	1	1	1
OBV	F	**Obveznosti**	-8.119	-5.873	-2.244	64	-258	-1.888	-51	-701	-40
OBV	2	Gotovina in vloge	100	0	100	6	97	0	0	0	0
OBV	21	Gotovina	0	0	0	0	0	0	0	0	0
OBV	22	Prenosljive vloge	-28	0	-28	-2	-25	0	0	0	0
OBV	29	Druge vloge	128	0	128	8	122	0	0	0	0
OBV	3	Vrednostni papirji razen delnic	235	87	92	14	74	1	0	-1	58
OBV	331	Kratkoročni	2	0	2	0	2	0	0	0	0
OBV	332	Dolgoročni	-16	-19	-52	0	-54	0	0	-1	55
OBV	34	Izvedeni finančni instrumenti	248	105	142	14	126	1	0	0	3
OBV	4	Posojila	255	270	55	0	101	-40	-1	0	-127
OBV	41	Kratkoročna	15	111	-8	0	0	-2	-1	0	-84
OBV	42	Dolgoročna	240	159	63	0	101	-37	0	0	-43
OBV	5	Delnice in drug lastniški kapital	-8.806	-6.423	-2.384	42	-536	-1.853	-45	-587	1
OBV	511	Delnice, ki kotirajo	-8.415	-8.296	-119	0	-354	-104	-23	440	0
OBV	512	Delnice, ki ne kotirajo	-824	-24	-801	0	-183	24	13	-963	1
OBV	513	Drug lastniški kapital	1.907	1.897	10	42	0	2	-35	-3	0
OBV	52	Delnice/enote investicijskih skladov	-1.475	0	-1.475	0	1	-1.774	0	-61	0
OBV	6	Zavarovalno tehnične rezervacije	-114	0	-114	0	0	0	0	-114	0
OBV	611	Rezervacije iz življenjskih zavarovanj	-119	0	-119	0	0	0	0	-119	0
OBV	612	Rezervacije iz pokojninskih zavarovanj	0	0	0	0	0	0	0	0	0
OBV	62	Druge tehnične rezervacije	5	0	5	0	0	0	0	5	0
OBV	7	Druge obveznosti	212	194	8	2	6	4	-5	1	27
OBV	71	Trgovinski krediti in avansi	281	269	3	0	1	2	0	1	1
OBV	79	Drugo	-69	-75	5	2	5	2	-5	0	26
NETO		**Neto finančna sredstva**	-2.113	5.104	-699	-56	172	-621	-116	-78	-3.311
			Gospodarstvo Slovenije/ *Total economy*	Nefinančne družbe/ *Non-financial corporations*	Finančne družbe/ *Financial corporations*	Centralna banka/ *Central Bank*	Druge denarne finančne institucije/ *Other monetary financial institutions*	Drugi finančni posredniki / *Other financial intermediaries*	Izvajalci pomožnih finančnih dejavnosti/ *Financial auxiliaries*	Zavarovalnice in pokojninski skladi/ *Insurance corporations and pension funds*	Država/ *General government*
			S1	S11	S12	S121	S122	S123	S124	S125	S13

Consolidated financial accounts - revaluation changes 2008 A.2.12.

EUR millions

Institutional sectors												
S1311	S1313	S1314	S14	S15	S2	S21	S2111	S2112	S22	Financial instruments	Code	Item type
-3.079	-9	-1.201	-3.145	-22	555	600	962	-362	-45	**Financial assets**	F	FAS
0	0	0	0	0	-9	-9	63	-72	0	Monetary gold and SDRs	1	FAS
53	0	1	35	0	55	55	64	-9	0	Currency and deposits	2	FAS
0	0	0	0	0	0	0	0	0	0	Currency	21	FAS
-2	-1	0	4	0	-23	-22	-21	-1	-1	Transferable deposits	22	FAS
55	1	1	32	-1	78	77	85	-8	1	Other deposits	29	FAS
-2	0	3	5	1	145	111	102	10	34	Securities other than shares	3	FAS
0	0	0	0	0	2	2	2	0	0	Short-term	331	FAS
-2	0	3	4	1	-13	-19	9	-28	7	Long-term	332	FAS
0	0	0	0	0	156	129	91	38	27	Financial derivatives	34	FAS
139	0	-1	-12	0	310	243	232	11	68	Loans	4	FAS
1	0	-1	-5	0	42	13	23	-10	29	Short-term	41	FAS
138	0	0	-7	0	269	230	209	21	39	Long-term	42	FAS
-3.275	-15	-1.205	-3.078	-22	-224	32	160	-128	-256	Shares and other equity	5	FAS
-2.311	-32	-902	-3.105	-11	-624	-335	-247	-88	-289	Quoted shares	511	FAS
-1.239	10	-269	-73	7	168	201	211	-10	-33	Unquoted shares	512	FAS
300	8	-8	1.434	-7	242	176	203	-27	66	Other equity	513	FAS
-24	-2	-27	-1.334	-11	-11	-10	-7	-3	-1	Mutual funds shares	52	FAS
0	0	0	-115	0	0	0	0	0	0	Insurance technical reserves	6	FAS
0	0	0	-119	0	0	0	0	0	0	Life insurance reserves	611	FAS
0	0	0	0	0	0	0	0	0	0	Pension fund reserves	612	FAS
0	0	0	3	0	0	0	0	0	0	Other technical reserves	62	FAS
5	6	0	21	-1	278	168	342	-174	109	Other accounts receivable	7	FAS
9	-2	0	8	0	263	177	331	-155	86	Trade credits and advances	71	FAS
-5	8	0	13	-2	15	-8	11	-20	23	Other	79	FAS
14	0	-991	39	0	-1.563	-638	-340	-298	-925	**Liabilities**	F	LIA
0	0	0	0	0	67	36	23	13	31	Currency and deposits	2	LIA
0	0	0	0	0	0	0	0	0	0	Currency	21	LIA
0	0	0	0	0	41	20	3	17	21	Transferable deposits	22	LIA
0	0	0	0	0	26	16	20	-4	10	Other deposits	29	LIA
58	0	3	-2	0	-160	15	40	-25	-175	Securities other than shares	3	LIA
0	0	0	0	0	2	1	2	-1	0	Short-term	331	LIA
57	0	0	0	0	-164	10	43	-34	-173	Long-term	332	LIA
0	0	3	-2	0	2	4	-6	9	-2	Financial derivatives	34	LIA
-70	-3	0	57	0	77	12	54	-42	65	Loans	4	LIA
-84	0	0	-5	0	58	5	29	-24	53	Short-term	41	LIA
14	-3	0	62	0	19	7	25	-18	12	Long-term	42	LIA
0	0	-995	0	0	-1.710	-744	-612	-132	-966	Shares and other equity	5	LIA
0	0	0	0	0	-1.489	-458	-391	-67	-1.031	Quoted shares	511	LIA
0	0	-995	0	0	21	-21	24	-45	42	Unquoted shares	512	LIA
0	0	0	0	0	143	21	16	5	122	Other equity	513	LIA
0	0	0	0	0	-385	-286	-261	-25	-100	Mutual funds shares	52	LIA
0	0	0	0	0	1	1	1	0	0	Insurance technical reserves	6	LIA
0	0	0	0	0	1	1	1	0	0	Life insurance reserves	611	LIA
0	0	0	0	0	0	0	0	0	0	Pension fund reserves	612	LIA
0	0	0	0	0	0	0	0	0	0	Other technical reserves	62	LIA
26	3	1	-17	0	163	43	155	-111	120	Other accounts payable	7	LIA
0	1	0	8	0	124	33	36	-2	91	Trade credits and advances	71	LIA
26	1	0	-25	0	39	10	119	-109	29	Other	79	LIA
-3.093	-8	-210	-3.184	-22	2.118	1.238	1.303	-65	880	**Net financial assets**		NETO
Centralna država/ *Central government*	Lokalna država/ *Local government*	Skladi socialne varnosti/ *Social security funds*	Gospodinjstva/ *Households*	Nepr. instit., ki opravljajo storitve za gospod./ *Non-profit institutions serving households*	Tujina/ *Rest of the world*	EU/ *European Union*	EMU/ *Members of the EMU*	Ostale članice EU/ *European Union, not EMU*	Ostali (izven EU)/ *Others (not EU)*			
S1311	S1313	S1314	S14	S15	S2	S21	S2111	S2112	S22			

A.2.12.

A.2.13. Konsolidirani finančni računi - stanja 2008 (konec leta)

v mio EUR

A.2.13.

Vrsta post.	Oznaka	Finančni instrumenti	Institucionalni sektorji								
			S1	S11	S12	S121	S122	S123	S124	S125	S13
FSR	F	**Finančna sredstva**	132.183	20.047	62.112	9.280	45.874	8.735	559	5.503	13.194
FSR	1	Monetarno zlato in SDR	72	0	72	72	0	0	0	0	0
FSR	2	Gotovina in vloge	31.778	3.907	6.086	4.880	3.667	327	82	701	2.280
FSR	21	Gotovina	5.056	68	14	0	275	0	0	0	5
FSR	22	Prenosljive vloge	7.092	1.408	358	2	1.345	90	50	18	145
FSR	29	Druge vloge	19.631	2.431	5.714	4.878	2.047	236	33	683	2.130
FSR	3	Vrednostni papirji razen delnic	14.259	290	13.169	4.139	6.060	270	14	3.245	311
FSR	331	Kratkoročni	1.185	17	1.152	0	1.109	5	4	36	7
FSR	332	Dolgoročni	12.721	223	11.747	4.125	4.694	264	10	3.206	297
FSR	34	Izvedeni finančni instrumenti	353	49	270	14	258	2	0	3	7
FSR	4	Posojila	40.617	2.066	37.195	0	34.560	5.069	91	53	448
FSR	41	Kratkoročna	13.323	1.336	11.603	0	12.107	813	77	5	2
FSR	42	Dolgoročna	27.294	730	25.591	0	22.453	4.256	13	48	445
FSR	5	Delnice in drug lastniški kapital	27.594	4.905	4.492	78	1.403	2.553	299	1.221	7.811
FSR	511	Delnice, ki kotirajo	7.157	682	2.298	0	562	1.554	119	387	2.202
FSR	512	Delnice, ki ne kotirajo	5.912	1.238	1.427	23	569	731	120	222	2.082
FSR	513	Drug lastniški kapital	11.986	2.773	403	55	206	138	47	76	3.449
FSR	52	Delnice/enote investicijskih skladov	2.539	212	363	0	66	129	13	537	78
FSR	6	Zavarovalno tehnične rezervacije	3.842	402	37	0	36	2	0	37	14
FSR	611	Rezervacije iz življenjskih zavarovanj	1.739	0	0	0	0	0	0	0	0
FSR	612	Rezervacije iz pokojninskih zavarovanj	932	0	0	0	0	0	0	0	0
FSR	62	Druge tehnične rezervacije	1.171	402	37	0	36	2	0	37	14
FSR	7	Druge terjatve	14.021	8.477	1.063	111	147	515	72	247	2.330
FSR	71	Trgovinski krediti in avansi	8.231	6.741	486	1	5	320	8	161	201
FSR	79	Drugo	5.790	1.736	577	110	142	194	64	86	2.129
OBV	F	**Obveznosti**	144.512	61.004	61.234	8.892	44.447	9.624	544	5.567	11.070
OBV	2	Gotovina in vloge	32.822	0	32.780	8.232	28.120	0	0	0	42
OBV	21	Gotovina	2.994	0	2.952	3.214	0	0	0	0	42
OBV	22	Prenosljive vloge	10.392	0	10.392	4.629	6.910	0	0	0	0
OBV	29	Druge vloge	19.436	0	19.436	388	21.210	0	0	0	0
OBV	3	Vrednostni papirji razen delnic	8.921	617	951	14	1.441	6	8	41	7.353
OBV	331	Kratkoročni	211	14	107	0	104	0	5	0	89
OBV	332	Dolgoročni	8.213	380	570	0	1.075	1	3	41	7.264
OBV	34	Izvedeni finančni instrumenti	497	223	274	14	262	5	0	0	0
OBV	4	Posojila	55.772	29.971	15.215	0	10.850	6.551	307	85	878
OBV	41	Kratkoročna	12.511	10.405	647	0	0	1.739	254	53	105
OBV	42	Dolgoročna	43.262	19.566	14.569	0	10.850	4.812	54	31	773
OBV	5	Delnice in drug lastniški kapital	29.708	22.068	7.639	513	3.735	2.789	184	1.480	1
OBV	511	Delnice, ki kotirajo	6.223	4.948	1.275	0	686	449	12	451	0
OBV	512	Delnice, ki ne kotirajo	8.219	4.953	3.265	0	3.032	143	97	231	1
OBV	513	Drug lastniški kapital	13.288	12.167	1.121	513	0	605	75	46	0
OBV	52	Delnice/enote investicijskih skladov	1.978	0	1.978	0	17	1.593	0	751	0
OBV	6	Zavarovalno tehnične rezervacije	3.779	0	3.779	0	0	0	0	3.816	0
OBV	611	Rezervacije iz življenjskih zavarovanj	1.642	0	1.642	0	0	0	0	1.642	0
OBV	612	Rezervacije iz pokojninskih zavarovanj	934	0	934	0	0	0	0	934	0
OBV	62	Druge tehnične rezervacije	1.203	0	1.203	0	0	0	0	1.240	0
OBV	7	Druge obveznosti	13.510	8.348	870	133	301	277	44	145	2.795
OBV	71	Trgovinski krediti in avansi	7.893	5.566	312	2	37	168	6	108	906
OBV	79	Drugo	5.617	2.783	559	132	264	108	38	37	1.889
NETO		**Neto finančna sredstva**	-12.329	-40.957	878	388	1.427	-888	15	-64	2.125
			Gospodarstvo Slovenije/ *Total economy*	Nefinančne družbe/ *Non-financial corporations*	Finančne družbe/ *Financial corporations*	Centralna banka/ *Central Bank*	Druge denarne finančne institucije/ *Other monetary financial institutions*	Drugi finančni posredniki / *Other financial intermediaries*	Izvajalci pomožnih finančnih dejavnosti/ *Financial auxiliaries*	Zavarovalnice in pokojninski skladi/ *Insurance corporations and pension funds*	Država/ *General government*
			S1	S11	S12	S121	S122	S123	S124	S125	S13

Consolidated financial accounts - outstanding amounts 2008 (end of year) A.2.13.

EUR millions

A.2.13.

Institutional sectors												
S1311	S1313	S1314	S14	S15	S2	S21	S2111	S2112	S22	Financial instruments	Code	Item type
11.862	1.076	1.927	36.295	535	47.684	42.727	36.767	5.960	4.957	**Financial assets**	F	FAS
0	0	0	0	0	0	0	0	0	0	Monetary gold and SDRs	1	FAS
1.826	364	91	19.177	328	10.179	9.804	9.662	142	375	Currency and deposits	2	FAS
1	4	0	4.969	0	0	0	0	0	0	Currency	21	FAS
34	109	3	5.039	142	3.802	3.653	3.629	24	149	Transferable deposits	22	FAS
1.791	252	88	9.170	186	6.378	6.152	6.033	118	226	Other deposits	29	FAS
95	0	272	436	53	4.190	3.637	2.579	1.058	553	Securities other than shares	3	FAS
0	0	7	9	0	102	102	102	0	0	Short-term	331	FAS
87	0	265	402	52	3.847	3.329	2.315	1.014	518	Long-term	332	FAS
7	0	0	26	1	242	206	163	44	35	Financial derivatives	34	FAS
522	10	129	900	9	20.018	19.058	15.311	3.747	960	Loans	4	FAS
2	1	128	377	5	1.164	845	773	72	319	Short-term	41	FAS
520	10	1	523	4	18.854	18.213	14.538	3.676	640	Long-term	42	FAS
7.491	508	1.104	10.298	88	8.077	6.231	5.798	433	1.846	Shares and other equity	5	FAS
1.483	11	708	1.966	9	612	368	332	36	245	Quoted shares	511	FAS
3.039	100	234	1.124	43	3.290	2.404	2.294	110	886	Unquoted shares	512	FAS
2.930	393	126	5.334	27	4.161	3.452	3.166	285	709	Other equity	513	FAS
39	4	35	1.874	10	14	8	6	2	6	Mutual funds shares	52	FAS
8	3	3	3.390	0	73	48	34	14	25	Insurance technical reserves	6	FAS
0	0	0	1.739	0	2	1	0	1	2	Life insurance reserves	611	FAS
0	0	0	932	0	2	0	0	0	2	Pension fund reserves	612	FAS
8	3	3	719	0	68	47	34	13	22	Other technical reserves	62	FAS
1.921	191	329	2.094	57	5.147	3.949	3.382	567	1.199	Other accounts receivable	7	FAS
139	93	25	780	23	4.928	3.792	3.228	564	1.136	Trade credits and advances	71	FAS
1.782	99	304	1.314	34	220	157	154	3	63	Other	79	FAS
10.527	779	1.435	11.070	134	35.283	21.286	18.343	2.943	13.997	**Liabilities**	F	LIA
42	0	0	0	0	9.136	7.447	6.892	555	1.689	Currency and deposits	2	LIA
42	0	0	0	0	2.062	1.218	1.215	3	843	Currency	21	LIA
0	0	0	0	0	501	434	408	26	67	Transferable deposits	22	LIA
0	0	0	0	0	6.573	5.794	5.268	526	778	Other deposits	29	LIA
7.409	0	0	0	0	9.528	7.971	7.114	857	1.557	Securities other than shares	3	LIA
89	0	0	0	0	1.076	1.070	1.068	2	6	Short-term	331	LIA
7.319	0	0	0	0	8.355	6.820	5.984	836	1.535	Long-term	332	LIA
0	0	0	0	0	97	81	63	19	16	Financial derivatives	34	LIA
730	359	3	9.609	99	4.863	1.096	796	300	3.767	Loans	4	LIA
215	19	0	1.327	27	1.977	741	578	163	1.235	Short-term	41	LIA
515	340	3	8.282	72	2.886	355	218	137	2.531	Long-term	42	LIA
2	0	1.290	0	0	5.963	1.998	1.601	397	3.965	Shares and other equity	5	LIA
0	0	0	0	0	1.546	518	375	142	1.029	Quoted shares	511	LIA
2	0	1.290	0	0	983	482	347	135	501	Unquoted shares	512	LIA
0	0	0	0	0	2.859	575	476	99	2.284	Other equity	513	LIA
0	0	0	0	0	574	423	403	21	151	Mutual funds shares	52	LIA
0	0	0	0	0	136	130	111	20	5	Insurance technical reserves	6	LIA
0	0	0	0	0	99	96	91	6	3	Life insurance reserves	611	LIA
0	0	0	0	0	0	0	0	0	0	Pension fund reserves	612	LIA
0	0	0	0	0	37	34	20	14	2	Other technical reserves	62	LIA
2.344	420	142	1.461	35	5.659	2.644	1.829	816	3.014	Other accounts payable	7	LIA
622	231	108	1.081	28	5.266	2.519	1.731	788	2.747	Trade credits and advances	71	LIA
1.722	189	34	380	7	393	125	98	27	267	Other	79	LIA
1.335	298	492	25.225	401	12.401	21.441	18.424	3.017	-9.040	**Net financial assets**		NETO
Centralna država/ *Central government*	Lokalna država/ *Local government*	Skladi socialne varnosti/ *Social security funds*	Gospodinjstva/ *Households*	Nepr. instit., ki opravljajo storitve za gospod./ *Non-profit institutions serving households*	Tujina/ *Rest of the world*	EU/ *European Union*	EMU/ *Members of the EMU*	Ostale članice EU/ *European Union, not EMU*	Ostali (izven EU)/ *Others (not EU)*			
S1311	S1313	S1314	S14	S15	S2	S21	S2111	S2112	S22			

A.2.14. Konsolidirani finančni računi - transakcije 2009

v mio EUR

A.2.14.

Vrsta post.	Oznaka	Finančni instrumenti	Institucionalni sektorji								
			S1	S11	S12	S121	S122	S123	S124	S125	S13
FSR	F	**Finančna sredstva**	6.438	-271	2.642	371	2.962	142	-91	578	2.109
FSR	1	Monetarno zlato in SDR	0	0	0	0	0	0	0	0	0
FSR	2	Gotovina in vloge	3.307	88	-175	226	716	-3	-15	35	2.062
FSR	21	Gotovina	941	3	5	0	-8	1	1	0	0
FSR	22	Prenosljive vloge	467	120	-122	-15	134	25	-12	1	64
FSR	29	Druge vloge	1.900	-36	-58	241	590	-30	-4	34	1.998
FSR	3	Vrednostni papirji razen delnic	1.096	-24	1.160	153	848	-29	-7	331	-46
FSR	331	Kratkoročni	830	0	839	0	800	-2	-4	46	-7
FSR	332	Dolgoročni	382	-16	409	212	77	-27	-3	285	-37
FSR	34	Izvedeni finančni instrumenti	-115	-8	-88	-59	-29	0	0	0	-2
FSR	4	Posojila	1.533	229	1.266	0	967	137	-25	91	2
FSR	41	Kratkoročna	-1.403	52	-1.491	0	-1.404	-171	-17	1	2
FSR	42	Dolgoročna	2.936	177	2.757	0	2.371	307	-9	91	0
FSR	5	Delnice in drug lastniški kapital	626	-19	286	3	319	4	-33	138	151
FSR	511	Delnice, ki kotirajo	213	-79	291	0	309	16	0	-14	-23
FSR	512	Delnice, ki ne kotirajo	94	-1	-61	0	-16	-2	-38	2	159
FSR	513	Drug lastniški kapital	197	110	24	3	26	3	9	10	15
FSR	52	Delnice/enote investicijskih skladov	122	-48	32	0	1	-14	-3	140	-1
FSR	6	Zavarovalno tehnične rezervacije	382	47	-6	0	5	-1	0	-6	-4
FSR	611	Rezervacije iz življenjskih zavarovanj	195	0	0	0	0	0	0	0	0
FSR	612	Rezervacije iz pokojninskih zavarovanj	120	0	0	0	0	0	0	0	0
FSR	62	Druge tehnične rezervacije	67	47	-6	0	5	-1	0	-6	-4
FSR	7	Druge terjatve	-508	-591	112	-11	107	34	-12	-11	-55
FSR	71	Trgovinski krediti in avansi	-439	-482	36	-1	11	14	6	2	24
FSR	79	Drugo	-69	-109	76	-10	96	21	-18	-13	-79
OBV	F	**Obveznosti**	7.030	335	1.912	183	2.572	-14	-81	573	4.162
OBV	2	Gotovina in vloge	1.360	0	1.362	267	2.229	0	0	0	-2
OBV	21	Gotovina	290	0	292	281	0	0	0	0	-2
OBV	22	Prenosljive vloge	378	0	378	5	629	0	0	0	0
OBV	29	Druge vloge	692	0	692	-19	1.600	0	0	0	0
OBV	3	Vrednostni papirji razen delnic	5.984	320	1.544	-78	1.759	0	1	-2	4.120
OBV	331	Kratkoročni	564	-7	-92	0	-93	0	2	0	662
OBV	332	Dolgoročni	5.549	358	1.732	0	1.870	0	0	-2	3.458
OBV	34	Izvedeni finančni instrumenti	-128	-32	-96	-78	-18	1	0	0	0
OBV	4	Posojila	-733	-8	-1.588	0	-1.556	-10	-91	-27	219
OBV	41	Kratkoročna	-1.705	-1.633	-119	0	0	-78	-101	-40	-34
OBV	42	Dolgoročna	971	1.625	-1.468	0	-1.556	68	10	13	254
OBV	5	Delnice in drug lastniški kapital	537	346	191	0	132	20	-1	186	0
OBV	511	Delnice, ki kotirajo	162	219	-58	0	-38	1	0	0	0
OBV	512	Delnice, ki ne kotirajo	165	-31	196	0	173	1	-1	28	0
OBV	513	Drug lastniški kapital	119	157	-38	0	0	-11	0	0	0
OBV	52	Delnice/enote investicijskih skladov	91	0	91	0	-4	29	0	157	0
OBV	6	Zavarovalno tehnične rezervacije	419	0	419	0	0	0	0	424	0
OBV	611	Rezervacije iz življenjskih zavarovanj	201	0	201	0	0	0	0	201	0
OBV	612	Rezervacije iz pokojninskih zavarovanj	120	0	120	0	0	0	0	120	0
OBV	62	Druge tehnične rezervacije	98	0	98	0	0	0	0	102	0
OBV	7	Druge obveznosti	-537	-322	-17	-6	7	-25	9	-8	-176
OBV	71	Trgovinski krediti in avansi	-402	-371	-4	0	-2	-9	8	-6	1
OBV	79	Drugo	-135	49	-13	-5	9	-16	1	-2	-177
NETO		**Neto finančna sredstva**	-592	-606	730	189	391	156	-9	5	-2.052
			Gospodarstvo Slovenije/ *Total economy*	Nefinančne družbe/ *Non-financial corporations*	Finančne družbe/ *Financial corporations*	Centralna banka/ *Central Bank*	Druge denarne finančne institucije/ *Other monetary financial institutions*	Drugi finančni posredniki / *Other financial intermediaries*	Izvajalci pomožnih finančnih dejavnosti/ *Financial auxiliaries*	Zavarovalnice in pokojninski skladi/ *Insurance corporations and pension funds*	Država/ *General government*
			S1	S11	S12	S121	S122	S123	S124	S125	S13

Consolidated financial accounts - transactions 2009 A.2.14.

EUR millions

A.2.14.

Institutional sectors												
S1311	S1313	S1314	S14	S15	S2	S21	S2111	S2112	S22	Financial instruments	Code	Item type
2.172	24	-147	1.955	2	731	740	-570	1.311	-10	**Financial assets**	F	FAS
0	0	0	0	0	0	-63	-63	0	63	Monetary gold and SDRs	1	FAS
2.063	-14	12	1.346	-13	-1.689	-1.768	-1.697	-71	79	Currency and deposits	2	FAS
-1	0	0	933	0	0	0	0	0	0	Currency	21	FAS
60	2	1	414	-8	-206	-220	-224	4	14	Transferable deposits	22	FAS
2.004	-17	11	-1	-4	-1.484	-1.548	-1.473	-75	65	Other deposits	29	FAS
20	1	-70	3	3	4.605	4.586	2.651	1.935	19	Securities other than shares	3	FAS
0	0	-7	-3	0	-93	-93	-93	0	0	Short-term	331	FAS
22	1	-63	23	4	4.775	4.760	2.781	1.979	15	Long-term	332	FAS
-2	0	0	-17	-1	-76	-80	-36	-43	4	Financial derivatives	34	FAS
0	0	-74	38	-1	-1.971	-1.791	-1.258	-532	-180	Loans	4	FAS
1	1	-74	34	0	-308	-115	-88	-27	-193	Short-term	41	FAS
-2	-1	0	3	-1	-1.662	-1.675	-1.170	-505	13	Long-term	42	FAS
168	-13	-4	208	-1	147	106	116	-11	41	Shares and other equity	5	FAS
-4	0	-19	24	-1	10	6	-12	18	4	Quoted shares	511	FAS
162	-13	10	-3	0	71	36	34	3	34	Unquoted shares	512	FAS
22	0	-6	48	0	68	65	95	-30	3	Other equity	513	FAS
-12	0	11	139	0	-1	-1	0	-1	0	Mutual funds shares	52	FAS
-1	-2	-1	345	0	25	14	5	10	11	Insurance technical reserves	6	FAS
0	0	0	195	0	1	0	0	0	1	Life insurance reserves	611	FAS
0	0	0	120	0	0	0	0	0	0	Pension fund reserves	612	FAS
-1	-2	-1	30	0	24	14	4	10	10	Other technical reserves	62	FAS
-79	53	-10	15	13	-387	-344	-324	-20	-43	Other accounts receivable	7	FAS
10	15	9	-13	-4	-420	-333	-313	-20	-88	Trade credits and advances	71	FAS
-88	39	-19	27	16	34	-11	-11	0	45	Other	79	FAS
3.887	209	5	613	8	139	404	680	-276	-266	**Liabilities**	F	LIA
-2	0	0	0	0	258	286	417	-131	-28	Currency and deposits	2	LIA
-2	0	0	0	0	651	516	516	-1	135	Currency	21	LIA
0	0	0	0	0	-116	-109	-126	17	-7	Transferable deposits	22	LIA
0	0	0	0	0	-276	-120	26	-147	-156	Other deposits	29	LIA
4.117	0	0	0	0	-283	25	117	-92	-307	Securities other than shares	3	LIA
662	0	0	0	0	173	169	141	28	4	Short-term	331	LIA
3.455	0	0	0	0	-392	-80	6	-86	-311	Long-term	332	LIA
0	0	0	0	0	-64	-64	-30	-35	0	Financial derivatives	34	LIA
-25	168	0	640	4	296	182	152	30	114	Loans	4	LIA
-109	1	0	80	1	-6	-64	-88	24	58	Short-term	41	LIA
84	166	0	560	2	302	246	240	6	56	Long-term	42	LIA
0	0	0	0	0	236	53	41	13	183	Shares and other equity	5	LIA
0	0	0	0	0	60	29	23	6	31	Quoted shares	511	LIA
0	0	0	0	0	0	0	-6	6	0	Unquoted shares	512	LIA
0	0	0	0	0	146	9	7	2	137	Other equity	513	LIA
0	0	0	0	0	30	15	17	-2	15	Mutual funds shares	52	LIA
0	0	0	0	0	-12	-15	-9	-6	4	Insurance technical reserves	6	LIA
0	0	0	0	0	-5	-7	-8	1	2	Life insurance reserves	611	LIA
0	0	0	0	0	0	0	0	0	0	Pension fund reserves	612	LIA
0	0	0	0	0	-6	-8	-1	-8	2	Other technical reserves	62	LIA
-203	41	5	-27	5	-357	-127	-37	-89	-231	Other accounts payable	7	LIA
-7	24	-7	-31	4	-457	-230	-135	-95	-227	Trade credits and advances	71	LIA
-197	17	12	4	1	100	103	97	6	-3	Other	79	LIA
-1.716	-185	-152	1.342	-6	592	336	-1.251	1.587	256	**Net financial assets**		NETO
Centralna država/ *Central government*	Lokalna država/ *Local government*	Skladi socialne varnosti/ *Social security funds*	Gospodinjstva/ *Households*	Nepr. instit., ki opravljajo storitve za gospod./ *Non-profit institutions serving households*	Tujina/ *Rest of the world*	EU/ *European Union*	EMU/ *Members of the EMU*	Ostale članice EU/ *European Union, not EMU*	Ostali (izven EU)/ *Others (not EU)*			
S1311	S1313	S1314	S14	S15	S2	S21	S2111	S2112	S22			

A.2.15. Konsolidirani finančni računi - vrednostne spremembe 2009

v mio EUR

A.2.15.

Vrsta post.	Oznaka	Finančni instrumenti	Institucionalni sektorji								
			S1	S11	S12	S121	S122	S123	S124	S125	S13
FSR	F	**Finančna sredstva**	1.822	90	363	305	-12	-17	-88	266	349
FSR	1	Monetarno zlato in SDR	222	0	222	222	0	0	0	0	0
FSR	2	Gotovina in vloge	50	25	0	14	-10	1	0	3	-6
FSR	21	Gotovina	-1	0	0	0	0	0	0	0	0
FSR	22	Prenosljive vloge	117	56	21	16	5	1	0	0	0
FSR	29	Druge vloge	-66	-31	-20	-2	-16	0	0	3	-7
FSR	3	Vrednostni papirji razen delnic	302	-1	289	72	117	4	3	107	9
FSR	331	Kratkoročni	-49	0	-50	0	-50	0	0	0	0
FSR	332	Dolgoročni	332	6	311	28	181	5	0	106	9
FSR	34	Izvedeni finančni instrumenti	19	-7	27	45	-14	0	3	1	-1
FSR	4	Posojila	-357	-30	-159	0	-24	-144	-1	-1	-165
FSR	41	Kratkoročna	-79	-51	-23	0	-5	-35	-1	0	1
FSR	42	Dolgoročna	-278	22	-136	0	-19	-108	0	-1	-166
FSR	5	Delnice in drug lastniški kapital	1.495	85	14	0	-94	122	-90	155	599
FSR	511	Delnice, ki kotirajo	786	-27	168	0	-29	218	-40	-11	421
FSR	512	Delnice, ki ne kotirajo	-300	-15	-237	0	-86	-157	-23	42	-27
FSR	513	Drug lastniški kapital	537	94	-18	0	3	16	-25	-8	183
FSR	52	Delnice/enote investicijskih skladov	472	33	101	0	18	44	-2	131	21
FSR	6	Zavarovalno tehnične rezervacije	178	1	0	0	0	0	0	0	0
FSR	611	Rezervacije iz življenjskih zavarovanj	133	0	0	0	0	0	0	0	0
FSR	612	Rezervacije iz pokojninskih zavarovanj	42	0	0	0	0	0	0	0	0
FSR	62	Druge tehnične rezervacije	3	1	0	0	0	0	0	0	0
FSR	7	Druge terjatve	-69	9	-3	-3	-1	0	1	2	-87
FSR	71	Trgovinski krediti in avansi	69	21	17	0	0	12	0	5	26
FSR	79	Drugo	-138	-12	-20	-3	-1	-11	1	-3	-113
OBV	F	**Obveznosti**	1.359	236	765	238	276	-59	-78	478	405
OBV	2	Gotovina in vloge	33	0	33	-3	43	0	0	0	0
OBV	21	Gotovina	0	0	0	0	0	0	0	0	0
OBV	22	Prenosljive vloge	90	0	90	0	91	0	0	0	0
OBV	29	Druge vloge	-57	0	-57	-3	-48	0	0	0	0
OBV	3	Vrednostni papirji razen delnic	458	-53	48	72	-12	4	0	-2	463
OBV	331	Kratkoročni	-11	0	-9	0	-9	0	0	0	-2
OBV	332	Dolgoročni	462	-13	8	0	18	0	0	-2	466
OBV	34	Izvedeni finančni instrumenti	7	-40	48	72	-21	4	0	0	0
OBV	4	Posojila	-158	-58	-49	0	9	-48	-21	0	-4
OBV	41	Kratkoročna	22	49	-13	0	0	-12	-20	0	-2
OBV	42	Dolgoročna	-180	-108	-35	0	9	-36	-1	0	-2
OBV	5	Delnice in drug lastniški kapital	978	423	555	170	229	-9	-57	301	-1
OBV	511	Delnice, ki kotirajo	479	377	102	0	-1	-162	-3	240	0
OBV	512	Delnice, ki ne kotirajo	-156	-304	149	0	230	-67	-27	27	-1
OBV	513	Drug lastniški kapital	372	351	21	170	0	-121	-28	3	0
OBV	52	Delnice/enote investicijskih skladov	282	0	282	0	0	341	0	31	0
OBV	6	Zavarovalno tehnične rezervacije	177	0	177	0	0	0	0	177	0
OBV	611	Rezervacije iz življenjskih zavarovanj	132	0	132	0	0	0	0	132	0
OBV	612	Rezervacije iz pokojninskih zavarovanj	42	0	42	0	0	0	0	42	0
OBV	62	Druge tehnične rezervacije	3	0	3	0	0	0	0	3	0
OBV	7	Druge obveznosti	-129	-76	1	-1	7	-6	1	2	-53
OBV	71	Trgovinski krediti in avansi	-97	-111	2	0	0	1	0	1	-6
OBV	79	Drugo	-32	34	-2	-1	7	-7	1	0	-48
NETO		**Neto finančna sredstva**	463	-145	-402	66	-288	42	-10	-212	-56
			Gospodarstvo Slovenije/ *Total economy*	Nefinančne družbe/ *Non-financial corporations*	Finančne družbe/ *Financial corporations*	Centralna banka/ *Central Bank*	Druge denarne finančne institucije/ *Other monetary financial institutions*	Drugi finančni posredniki / *Other financial intermediaries*	Izvajalci pomožnih finančnih dejavnosti/ *Financial auxiliaries*	Zavarovalnice in pokojninski skladi/ *Insurance corporations and pension funds*	Država/ *General government*
			S1	S11	S12	S121	S122	S123	S124	S125	S13

Consolidated financial accounts - revaluation changes 2009 A.2.15.

EUR millions

A.2.15.

Institutional sectors												
S1311	S1313	S1314	S14	S15	S2	S21	S2111	S2112	S22	Financial instruments	Code	Item type
217	40	57	1.016	3	359	346	217	129	13	**Financial assets**	F	FAS
0	0	0	0	0	0	63	63	0	-63	Monetary gold and SDRs	1	FAS
-12	0	5	31	0	-1	-4	-5	0	4	Currency and deposits	2	FAS
0	0	0	-1	0	0	0	0	0	0	Currency	21	FAS
0	0	0	40	0	2	1	1	0	1	Transferable deposits	22	FAS
-12	0	5	-8	0	-3	-5	-6	1	2	Other deposits	29	FAS
0	0	9	6	0	321	293	199	94	29	Securities other than shares	3	FAS
0	0	0	0	0	-9	-9	-9	0	0	Short-term	331	FAS
1	0	9	5	0	286	247	201	46	39	Long-term	332	FAS
-1	0	0	1	0	44	54	7	47	-10	Financial derivatives	34	FAS
-166	0	-1	-3	0	186	153	97	56	33	Loans	4	FAS
0	1	-1	-6	0	58	24	0	24	33	Short-term	41	FAS
-166	0	0	2	0	128	128	97	32	0	Long-term	42	FAS
477	-18	95	795	3	-99	-48	-51	3	-51	Shares and other equity	5	FAS
285	0	136	224	0	1	-1	2	-3	2	Quoted shares	511	FAS
-13	-10	-50	-21	0	-74	25	46	-20	-100	Unquoted shares	512	FAS
197	-10	-4	278	0	-30	-74	-101	26	44	Other equity	513	FAS
8	1	12	314	3	5	3	2	0	2	Mutual funds shares	52	FAS
0	0	0	177	0	0	0	0	0	0	Insurance technical reserves	6	FAS
0	0	0	133	0	0	0	0	0	0	Life insurance reserves	611	FAS
0	0	0	42	0	0	0	0	0	0	Pension fund reserves	612	FAS
0	0	0	2	0	0	0	0	0	0	Other technical reserves	62	FAS
-82	57	-51	12	1	-48	-111	-87	-23	62	Other accounts receivable	7	FAS
6	76	0	5	0	-149	-167	-138	-29	18	Trade credits and advances	71	FAS
-88	-18	-52	7	0	100	56	51	5	44	Other	79	FAS
415	0	-46	-46	0	600	252	338	-86	348	**Liabilities**	F	LIA
0	0	0	0	0	17	13	6	7	4	Currency and deposits	2	LIA
0	0	0	0	0	-1	0	0	0	0	Currency	21	LIA
0	0	0	0	0	29	15	8	7	14	Transferable deposits	22	LIA
0	0	0	0	0	-12	-2	-2	0	-10	Other deposits	29	LIA
464	0	0	0	0	165	108	63	45	58	Securities other than shares	3	LIA
-2	0	0	0	0	-47	-47	-48	0	0	Short-term	331	LIA
466	0	0	0	0	156	95	90	5	62	Long-term	332	LIA
0	0	0	0	0	56	60	21	39	-4	Financial derivatives	34	LIA
-6	1	0	-46	-1	-13	-5	12	-17	-8	Loans	4	LIA
-2	0	0	-12	0	-44	-30	-17	-13	-14	Short-term	41	LIA
-4	1	0	-35	0	31	25	30	-5	6	Long-term	42	LIA
-2	0	-45	0	0	418	118	181	-64	301	Shares and other equity	5	LIA
0	0	0	0	0	308	91	108	-17	217	Quoted shares	511	LIA
-2	0	-45	0	0	-218	-174	-141	-34	-44	Unquoted shares	512	LIA
0	0	0	0	0	135	55	68	-13	80	Other equity	513	LIA
0	0	0	0	0	194	147	146	0	48	Mutual funds shares	52	LIA
0	0	0	0	0	1	1	1	0	0	Insurance technical reserves	6	LIA
0	0	0	0	0	1	1	1	0	0	Life insurance reserves	611	LIA
0	0	0	0	0	0	0	0	0	0	Pension fund reserves	612	LIA
0	0	0	0	0	0	0	0	0	0	Other technical reserves	62	LIA
-40	-1	-1	0	0	12	18	75	-57	-6	Other accounts payable	7	LIA
51	-1	0	16	0	18	5	64	-59	13	Trade credits and advances	71	LIA
-92	0	-1	-16	0	-6	13	12	2	-19	Other	79	LIA
-198	39	103	1.062	4	-241	93	-121	215	-335	**Net financial assets**		NETO
Centralna država/ *Central government*	Lokalna država/ *Local government*	Skladi socialne varnosti/ *Social security funds*	Gospodinjstva/ *Households*	Nepr. instit., ki opravljajo storitve za gospod./ *Non-profit institutions serving households*	Tujina/ *Rest of the world*	EU/ *European Union*	EMU/ *Members of the EMU*	Ostale članice EU/ *European Union, not EMU*	Ostali (izven EU)/ *Others (not EU)*			
S1311	S1313	S1314	S14	S15	S2	S21	S2111	S2112	S22			

A.2.16. Konsolidirani finančni računi - stanja 2009 (konec leta)

v mio EUR

A.2.16.

Vrsta post.	Oznaka	Finančni instrumenti	Institucionalni sektorji								
			S1	S11	S12	S121	S122	S123	S124	S125	S13
FSR	F	**Finančna sredstva**	140.443	19.866	65.118	9.956	48.824	8.860	380	6.348	15.652
FSR	1	Monetarno zlato in SDR	294	0	294	294	0	0	0	0	0
FSR	2	Gotovina in vloge	35.136	4.020	5.911	5.120	4.373	324	68	739	4.336
FSR	21	Gotovina	5.996	71	19	0	267	1	1	0	4
FSR	22	Prenosljive vloge	7.676	1.584	256	3	1.485	117	38	19	209
FSR	29	Druge vloge	21.464	2.365	5.635	5.117	2.621	207	29	719	4.122
FSR	3	Vrednostni papirji razen delnic	15.657	264	14.618	4.364	7.025	246	10	3.683	274
FSR	331	Kratkoročni	1.965	17	1.942	0	1.859	3	0	82	0
FSR	332	Dolgoročni	13.435	213	12.468	4.364	4.951	241	7	3.598	269
FSR	34	Izvedeni finančni instrumenti	257	34	208	0	215	1	3	4	5
FSR	4	Posojila	41.793	2.265	38.302	0	35.503	5.062	65	143	284
FSR	41	Kratkoročna	11.842	1.337	10.090	0	10.698	607	60	5	5
FSR	42	Dolgoročna	29.952	928	28.212	0	24.806	4.455	5	138	279
FSR	5	Delnice in drug lastniški kapital	29.715	4.971	4.791	81	1.628	2.678	176	1.513	8.561
FSR	511	Delnice, ki kotirajo	8.155	576	2.757	0	842	1.788	79	362	2.600
FSR	512	Delnice, ki ne kotirajo	5.707	1.222	1.129	23	467	572	58	266	2.214
FSR	513	Drug lastniški kapital	12.720	2.976	409	58	234	157	31	77	3.648
FSR	52	Delnice/enote investicijskih skladov	3.133	197	496	0	85	160	8	808	99
FSR	6	Zavarovalno tehnične rezervacije	4.402	450	30	0	41	1	0	30	10
FSR	611	Rezervacije iz življenjskih zavarovanj	2.067	0	0	0	0	0	0	0	0
FSR	612	Rezervacije iz pokojninskih zavarovanj	1.094	0	0	0	0	0	0	0	0
FSR	62	Druge tehnične rezervacije	1.241	450	30	0	41	1	0	30	10
FSR	7	Druge terjatve	13.445	7.895	1.172	97	253	549	61	238	2.187
FSR	71	Trgovinski krediti in avansi	7.862	6.280	540	0	16	346	14	168	251
FSR	79	Drugo	5.583	1.615	632	97	237	204	47	70	1.937
OBV	F	**Obveznosti**	152.900	61.575	63.911	9.313	47.295	9.551	384	6.618	15.636
OBV	2	Gotovina in vloge	34.215	0	34.175	8.496	30.392	0	0	0	40
OBV	21	Gotovina	3.284	0	3.244	3.494	0	0	0	0	40
OBV	22	Prenosljive vloge	10.860	0	10.860	4.634	7.631	0	0	0	0
OBV	29	Druge vloge	20.071	0	20.071	367	22.762	0	0	0	0
OBV	3	Vrednostni papirji razen delnic	15.363	883	2.543	7	3.188	11	10	38	11.937
OBV	331	Kratkoročni	764	7	7	0	2	0	7	0	749
OBV	332	Dolgoročni	14.223	725	2.310	0	2.963	1	3	38	11.188
OBV	34	Izvedeni finančni instrumenti	376	150	226	7	223	10	0	0	0
OBV	4	Posojila	54.881	29.905	13.579	0	9.303	6.493	195	58	1.093
OBV	41	Kratkoročna	10.828	8.821	514	0	0	1.649	132	14	69
OBV	42	Dolgoročna	44.053	21.083	13.065	0	9.303	4.845	63	45	1.024
OBV	5	Delnice in drug lastniški kapital	31.223	22.837	8.386	683	4.096	2.800	126	1.966	0
OBV	511	Delnice, ki kotirajo	6.863	5.544	1.319	0	647	287	10	691	0
OBV	512	Delnice, ki ne kotirajo	8.228	4.618	3.610	0	3.435	77	69	286	0
OBV	513	Drug lastniški kapital	13.779	12.675	1.104	683	0	473	47	50	0
OBV	52	Delnice/enote investicijskih skladov	2.352	0	2.352	0	14	1.963	0	940	0
OBV	6	Zavarovalno tehnične rezervacije	4.375	0	4.375	0	0	0	0	4.417	0
OBV	611	Rezervacije iz življenjskih zavarovanj	1.975	0	1.975	0	0	0	0	1.975	0
OBV	612	Rezervacije iz pokojninskih zavarovanj	1.096	0	1.096	0	0	0	0	1.096	0
OBV	62	Druge tehnične rezervacije	1.303	0	1.303	0	0	0	0	1.346	0
OBV	7	Druge obveznosti	12.844	7.950	854	127	315	246	54	139	2.566
OBV	71	Trgovinski krediti in avansi	7.394	5.084	310	2	36	160	14	103	902
OBV	79	Drugo	5.450	2.866	544	125	280	86	40	36	1.664
NETO		**Neto finančna sredstva**	-12.457	-41.709	1.207	643	1.530	-691	-5	-271	16
			Gospodarstvo Slovenije/ *Total economy*	Nefinančne družbe/ *Non-financial corporations*	Finančne družbe/ *Financial corporations*	Centralna banka/ *Central Bank*	Druge denarne finančne institucije/ *Other monetary financial institutions*	Drugi finančni posredniki / *Other financial intermediaries*	Izvajalci pomožnih finančnih dejavnosti/ *Financial auxiliaries*	Zavarovalnice in pokojninski skladi/ *Insurance corporations and pension funds*	Država/ *General government*
			S1	S11	S12	S121	S122	S123	S124	S125	S13

Consolidated financial accounts - outstanding amounts 2009 (end of year) A.2.16.

EUR millions

A.2.16.

Institutional sectors												
S1311	S1313	S1314	S14	S15	S2	S21	S2111	S2112	S22	Financial instruments	Code	Item type
14.250	1.140	1.838	39.266	540	48.774	43.814	36.413	7.400	4.960	**Financial assets**	F	FAS
0	0	0	0	0	0	0	0	0	0	Monetary gold and SDRs	1	FAS
3.877	350	108	20.554	315	8.489	8.032	7.961	71	457	Currency and deposits	2	FAS
0	4	0	5.901	0	0	0	0	0	0	Currency	21	FAS
94	111	4	5.493	134	3.598	3.433	3.406	28	164	Transferable deposits	22	FAS
3.783	235	104	9.161	182	4.891	4.599	4.555	44	293	Other deposits	29	FAS
115	1	211	445	56	9.117	8.516	5.430	3.086	601	Securities other than shares	3	FAS
0	0	0	6	0	0	0	0	0	0	Short-term	331	FAS
110	1	211	429	56	8.908	8.336	5.297	3.039	572	Long-term	332	FAS
5	0	0	9	0	209	180	133	47	29	Financial derivatives	34	FAS
356	10	54	934	8	18.233	17.420	14.150	3.271	813	Loans	4	FAS
4	2	53	406	5	913	754	685	69	159	Short-term	41	FAS
352	8	1	529	3	17.320	16.666	13.464	3.202	653	Long-term	42	FAS
8.136	476	1.195	11.301	90	8.125	6.289	5.864	425	1.836	Shares and other equity	5	FAS
1.764	11	826	2.214	8	623	372	322	51	250	Quoted shares	511	FAS
3.188	77	194	1.100	43	3.286	2.465	2.373	92	821	Unquoted shares	512	FAS
3.149	383	116	5.660	27	4.199	3.443	3.161	282	757	Other equity	513	FAS
36	5	59	2.328	13	18	9	8	1	8	Mutual funds shares	52	FAS
7	0	3	3.912	1	98	62	39	23	36	Insurance technical reserves	6	FAS
0	0	0	2.067	0	3	1	0	0	2	Life insurance reserves	611	FAS
0	0	0	1.094	0	2	0	0	0	2	Pension fund reserves	612	FAS
7	0	3	751	1	92	61	38	23	31	Other technical reserves	62	FAS
1.761	302	267	2.121	70	4.712	3.494	2.971	523	1.218	Other accounts receivable	7	FAS
155	183	34	772	19	4.358	3.292	2.777	515	1.067	Trade credits and advances	71	FAS
1.606	119	233	1.349	50	354	202	194	9	151	Other	79	FAS
14.829	988	1.394	11.636	142	36.022	21.943	19.361	2.582	14.079	**Liabilities**	F	LIA
40	0	0	0	0	9.410	7.746	7.315	431	1.665	Currency and deposits	2	LIA
40	0	0	0	0	2.712	1.734	1.732	2	978	Currency	21	LIA
0	0	0	0	0	414	340	290	50	74	Transferable deposits	22	LIA
0	0	0	0	0	6.285	5.672	5.293	380	612	Other deposits	29	LIA
11.990	0	0	0	0	9.411	8.103	7.294	809	1.308	Securities other than shares	3	LIA
749	0	0	0	0	1.202	1.192	1.161	31	10	Short-term	331	LIA
11.241	0	0	0	0	8.119	6.834	6.080	755	1.285	Long-term	332	LIA
0	0	0	0	0	90	77	54	24	12	Financial derivatives	34	LIA
699	528	3	10.202	102	5.146	1.273	960	313	3.873	Loans	4	LIA
103	20	0	1.395	28	1.927	647	473	175	1.280	Short-term	41	LIA
596	507	3	8.807	74	3.219	626	488	138	2.593	Long-term	42	LIA
0	0	1.245	0	0	6.617	2.169	1.823	346	4.448	Shares and other equity	5	LIA
0	0	0	0	0	1.914	637	506	132	1.277	Quoted shares	511	LIA
0	0	1.245	0	0	765	307	200	107	458	Unquoted shares	512	LIA
0	0	0	0	0	3.139	639	551	88	2.500	Other equity	513	LIA
0	0	0	0	0	799	585	566	19	214	Mutual funds shares	52	LIA
0	0	0	0	0	125	116	103	13	9	Insurance technical reserves	6	LIA
0	0	0	0	0	95	90	84	7	5	Life insurance reserves	611	LIA
0	0	0	0	0	0	0	0	0	0	Pension fund reserves	612	LIA
0	0	0	0	0	30	26	19	7	4	Other technical reserves	62	LIA
2.101	461	146	1.434	40	5.313	2.536	1.867	669	2.777	Other accounts payable	7	LIA
667	254	101	1.066	32	4.826	2.294	1.659	634	2.533	Trade credits and advances	71	LIA
1.434	207	45	368	8	487	242	207	35	245	Other	79	LIA
-579	152	443	27.630	398	12.752	21.871	17.052	4.819	-9.119	**Net financial assets**		NETO
Centralna država/ *Central government*	Lokalna država/ *Local government*	Skladi socialne varnosti/ *Social security funds*	Gospodinjstva/ *Households*	Nepr. instit., ki opravljajo storitve za gospod./ *Non-profit institutions serving households*	Tujina/ *Rest of the world*	EU/ *European Union*	EMU/ *Members of the EMU*	Ostale članice EU/ *European Union, not EMU*	Ostali (izven EU)/ *Others (not EU)*			
S1311	S1313	S1314	S14	S15	S2	S21	S2111	S2112	S22			

S.11 - nefinančne družbe

B.1.1.1. Nekonsolidirani finančni računi - stanja 2008 (konec leta)

v mio EUR

B.1.1.1.

Vrsta post.	Oznaka	Finančni instrumenti	Institucionalni sektorji								
			S1	S11	S12	S121	S122	S123	S124	S125	S13
FSR	F	**Finančna sredstva**	35.899	25.998	6.525	68	4.777	887	213	580	2.047
FSR	1	Monetarno zlato in SDR	0	0	0	0	0	0	0	0	0
FSR	2	Gotovina in vloge	3.743	0	3.743	66	3.677	0	0	0	0
FSR	21	Gotovina	66	0	66	66	0	0	0	0	0
FSR	22	Prenosljive vloge	1.267	0	1.267	0	1.267	0	0	0	0
FSR	29	Druge vloge	2.410	0	2.410	0	2.410	0	0	0	0
FSR	3	Vrednostni papirji razen delnic	324	88	169	0	155	0	4	9	67
FSR	331	Kratkoročni	65	61	4	0	0	0	4	0	1
FSR	332	Dolgoročni	210	27	117	0	107	0	0	9	66
FSR	34	Izvedeni finančni instrumenti	49	0	48	0	48	0	0	0	0
FSR	4	Posojila	4.076	3.377	291	0	0	196	94	0	64
FSR	41	Kratkoročna	3.381	2.833	278	0	0	191	87	0	46
FSR	42	Dolgoročna	695	543	13	0	0	6	7	0	18
FSR	5	Delnice in drug lastniški kapital	15.272	13.638	1.634	0	866	515	102	151	0
FSR	511	Delnice, ki kotirajo	2.273	1.781	491	0	256	156	4	76	0
FSR	512	Delnice, ki ne kotirajo	5.662	4.819	843	0	610	105	53	76	0
FSR	513	Drug lastniški kapital	7.147	7.037	110	0	0	64	45	0	0
FSR	52	Delnice/enote investicijskih skladov	191	0	191	0	1	190	0	0	0
FSR	6	Zavarovalno tehnične rezervacije	402	0	402	0	0	0	0	402	0
FSR	611	Rezervacije iz življenjskih zavarovanj	0	0	0	0	0	0	0	0	0
FSR	612	Rezervacije iz pokojninskih zavarovanj	0	0	0	0	0	0	0	0	0
FSR	62	Druge tehnične rezervacije	402	0	402	0	0	0	0	402	0
FSR	7	Druge terjatve	12.083	8.896	286	2	78	176	13	17	1.916
FSR	71	Trgovinski krediti in avansi	9.349	7.817	190	2	31	143	2	13	499
FSR	79	Drugo	2.734	1.079	96	0	47	33	11	5	1.416
OBV	F	**Obveznosti**	71.383	25.998	27.114	0	21.684	4.704	316	411	7.827
OBV	2	Gotovina in vloge	0	0	0	0	0	0	0	0	0
OBV	21	Gotovina	0	0	0	0	0	0	0	0	0
OBV	22	Prenosljive vloge	0	0	0	0	0	0	0	0	0
OBV	29	Druge vloge	0	0	0	0	0	0	0	0	0
OBV	3	Vrednostni papirji razen delnic	685	88	516	0	394	16	5	102	28
OBV	331	Kratkoročni	75	61	7	0	0	3	4	0	0
OBV	332	Dolgoročni	404	27	318	0	203	13	1	102	28
OBV	34	Izvedeni finančni instrumenti	206	0	192	0	192	0	0	0	0
OBV	4	Posojila	28.376	3.377	23.853	0	20.704	3.077	41	31	296
OBV	41	Kratkoročna	12.411	2.833	9.228	0	8.772	414	40	1	2
OBV	42	Dolgoročna	15.965	543	14.625	0	11.932	2.664	0	29	294
OBV	5	Delnice in drug lastniški kapital	29.721	13.638	2.358	0	545	1.335	232	246	5.831
OBV	511	Delnice, ki kotirajo	6.275	1.781	1.225	0	266	743	80	136	1.716
OBV	512	Delnice, ki ne kotirajo	7.991	4.819	843	0	194	473	108	68	1.264
OBV	513	Drug lastniški kapital	15.455	7.037	290	0	85	119	45	42	2.852
OBV	52	Delnice/enote investicijskih skladov	0	0	0	0	0	0	0	0	0
OBV	6	Zavarovalno tehnične rezervacije	0	0	0	0	0	0	0	0	0
OBV	611	Rezervacije iz življenjskih zavarovanj	0	0	0	0	0	0	0	0	0
OBV	612	Rezervacije iz pokojninskih zavarovanj	0	0	0	0	0	0	0	0	0
OBV	62	Druge tehnične rezervacije	0	0	0	0	0	0	0	0	0
OBV	7	Druge obveznosti	12.602	8.896	387	0	41	275	38	33	1.672
OBV	71	Trgovinski krediti in avansi	8.864	7.817	223	0	3	188	4	28	120
OBV	79	Drugo	3.738	1.079	164	0	38	87	34	5	1.552
NETO		**Neto finančna sredstva**	-35.484	0	-20.589	68	-16.907	-3.817	-103	169	-5.780
			Gospodarstvo Slovenije/ *Total economy*	Nefinančne družbe/ *Non-financial corporations*	Finančne družbe/ *Financial corporations*	Centralna banka/ *Central Bank*	Druge denarne finančne institucije/ *Other monetary financial institutions*	Drugi finančni posredniki / *Other financial intermediaries*	Izvajalci pomožnih finančnih dejavnosti/ *Financial auxiliaries*	Zavarovalnice in pokojninski skladi/ *Insurance corporations and pension funds*	Država/ *General government*
			S1	S11	S12	S121	S122	S123	S124	S125	S13

S.11 - Non-financial corporations

Non-consolidated financial accounts - outstanding amounts 2008 (end of year) B.1.1.1.

EUR millions

Institutional sectors												
S1311	S1313	S1314	S14	S15	S2	S21	S2111	S2112	S22	Financial instruments	Code	Item type
1.650	345	52	1.285	44	10.146	3.962	2.814	1.148	6.184	**Financial assets**	F	FAS
0	0	0	0	0	0	0	0	0	0	Monetary gold and SDRs	1	FAS
0	0	0	0	0	164	154	145	9	10	Currency and deposits	2	FAS
0	0	0	0	0	2	1	0	1	1	Currency	21	FAS
0	0	0	0	0	141	131	123	8	9	Transferable deposits	22	FAS
0	0	0	0	0	21	21	21	0	0	Other deposits	29	FAS
67	0	0	0	0	54	47	25	22	7	Securities other than shares	3	FAS
1	0	0	0	0	12	7	4	2	5	Short-term	331	FAS
66	0	0	0	0	41	39	20	19	2	Long-term	332	FAS
0	0	0	0	0	1	1	1	0	0	Financial derivatives	34	FAS
50	14	0	331	13	1.367	496	353	143	871	Loans	4	FAS
39	7	0	213	10	788	417	297	120	372	Short-term	41	FAS
11	7	0	117	3	579	80	56	23	499	Long-term	42	FAS
0	0	0	0	0	3.271	757	571	187	2.513	Shares and other equity	5	FAS
0	0	0	0	0	191	45	36	9	146	Quoted shares	511	FAS
0	0	0	0	0	395	186	104	83	209	Unquoted shares	512	FAS
0	0	0	0	0	2.663	510	417	93	2.153	Other equity	513	FAS
0	0	0	0	0	22	16	14	2	6	Mutual funds shares	52	FAS
0	0	0	0	0	0	0	0	0	0	Insurance technical reserves	6	FAS
0	0	0	0	0	0	0	0	0	0	Life insurance reserves	611	FAS
0	0	0	0	0	0	0	0	0	0	Pension fund reserves	612	FAS
0	0	0	0	0	0	0	0	0	0	Other technical reserves	62	FAS
1.533	331	52	954	31	5.290	2.508	1.721	787	2.782	Other accounts receivable	7	FAS
238	210	51	816	26	5.209	2.489	1.704	785	2.720	Trade credits and advances	71	FAS
1.295	121	0	138	5	81	19	16	3	62	Other	79	FAS
6.100	625	1.102	10.344	101	15.619	12.077	9.262	2.816	3.542	**Liabilities**	F	LIA
0	0	0	0	0	0	0	0	0	0	Currency and deposits	2	LIA
0	0	0	0	0	0	0	0	0	0	Currency	21	LIA
0	0	0	0	0	0	0	0	0	0	Transferable deposits	22	LIA
0	0	0	0	0	0	0	0	0	0	Other deposits	29	LIA
16	0	13	52	0	20	20	18	1	0	Securities other than shares	3	LIA
0	0	0	7	0	0	0	0	0	0	Short-term	331	LIA
16	0	13	30	0	4	4	4	0	0	Long-term	332	LIA
0	0	0	15	0	16	16	15	1	0	Financial derivatives	34	LIA
292	4	0	842	8	4.972	4.391	2.553	1.838	581	Loans	4	LIA
2	0	0	344	4	828	510	441	68	318	Short-term	41	LIA
290	4	0	498	4	4.145	3.881	2.112	1.770	263	Long-term	42	LIA
4.509	496	826	7.832	62	5.985	4.202	3.781	421	1.783	Shares and other equity	5	LIA
1.184	10	521	1.549	4	455	224	193	31	231	Quoted shares	511	LIA
992	93	179	1.033	32	1.781	928	823	105	853	Unquoted shares	512	LIA
2.332	393	126	5.250	26	3.749	3.050	2.764	285	699	Other equity	513	LIA
0	0	0	0	0	0	0	0	0	0	Mutual funds shares	52	LIA
0	0	0	0	0	0	0	0	0	0	Insurance technical reserves	6	LIA
0	0	0	0	0	0	0	0	0	0	Life insurance reserves	611	LIA
0	0	0	0	0	0	0	0	0	0	Pension fund reserves	612	LIA
0	0	0	0	0	0	0	0	0	0	Other technical reserves	62	LIA
1.283	124	264	1.617	30	4.642	3.464	2.909	555	1.178	Other accounts payable	7	LIA
58	53	8	686	18	4.519	3.389	2.836	553	1.130	Trade credits and advances	71	LIA
1.225	71	256	932	12	123	75	74	1	48	Other	79	LIA
-4.450	-279	-1.051	-9.059	-57	-5.473	-8.115	-6.447	-1.668	2.642	**Net financial assets**		NETO
Centralna država/ *Central government*	Lokalna država/ *Local government*	Skladi socialne varnosti/ *Social security funds*	Gospodinjstva/ *Households*	Nepr. instit., ki opravljajo storitve za gospod./ *Non-profit institutions serving households*	Tujina/ *Rest of the world*	EU/ *European Union*	EMU/ *Members of the EMU*	Ostale članice EU/ *European Union, not EMU*	Ostali (izven EU)/ *Others (not EU)*			
S1311	S1313	S1314	S14	S15	S2	S21	S2111	S2112	S22			

B.1.1.1.

S.11 - nefinančne družbe

B.1.1.2. Nekonsolidirani finančni računi - transakcije 2009

v mio EUR

B.1.1.2.

Vrsta post.	Oznaka	Finančni instrumenti	Institucionalni sektorji								
			S1	S11	S12	S121	S122	S123	S124	S125	S13
FSR	F	**Finančna sredstva**	6	216	-53	3	-1	-60	-52	56	-185
FSR	1	Monetarno zlato in SDR	0	0	0	0	0	0	0	0	0
FSR	2	Gotovina in vloge	95	0	95	4	91	0	0	0	0
FSR	21	Gotovina	4	0	4	4	0	0	0	0	0
FSR	22	Prenosljive vloge	114	0	114	0	114	0	0	0	0
FSR	29	Druge vloge	-23	0	-23	0	-23	0	0	0	0
FSR	3	Vrednostni papirji razen delnic	-8	24	-28	0	-30	0	4	-1	-4
FSR	331	Kratkoročni	10	8	3	0	0	0	3	0	-1
FSR	332	Dolgoročni	-11	15	-23	0	-22	0	1	-1	-3
FSR	34	Izvedeni finančni instrumenti	-7	1	-8	0	-8	0	0	0	0
FSR	4	Posojila	518	488	-51	0	0	4	-54	0	17
FSR	41	Kratkoročna	112	131	-88	0	0	-30	-58	0	8
FSR	42	Dolgoročna	406	357	37	0	0	33	4	0	9
FSR	5	Delnice in drug lastniški kapital	16	118	-101	0	-51	-47	-13	10	0
FSR	511	Delnice, ki kotirajo	-263	-207	-56	0	-41	-11	0	-4	0
FSR	512	Delnice, ki ne kotirajo	175	177	-2	0	-11	7	-13	14	0
FSR	513	Drug lastniški kapital	144	147	-3	0	0	-3	0	0	0
FSR	52	Delnice/enote investicijskih skladov	-39	0	-39	0	1	-40	0	0	0
FSR	6	Zavarovalno tehnične rezervacije	47	0	47	0	0	0	0	47	0
FSR	611	Rezervacije iz življenjskih zavarovanj	0	0	0	0	0	0	0	0	0
FSR	612	Rezervacije iz pokojninskih zavarovanj	0	0	0	0	0	0	0	0	0
FSR	62	Druge tehnične rezervacije	47	0	47	0	0	0	0	47	0
FSR	7	Druge terjatve	-662	-413	-14	-1	-10	-16	12	1	-198
FSR	71	Trgovinski krediti in avansi	-532	-488	0	-1	-1	-7	8	1	-13
FSR	79	Drugo	-130	75	-14	0	-9	-9	4	0	-185
OBV	F	**Obveznosti**	927	216	697	0	499	178	-43	63	-96
OBV	2	Gotovina in vloge	0	0	0	0	0	0	0	0	0
OBV	21	Gotovina	0	0	0	0	0	0	0	0	0
OBV	22	Prenosljive vloge	0	0	0	0	0	0	0	0	0
OBV	29	Druge vloge	0	0	0	0	0	0	0	0	0
OBV	3	Vrednostni papirji razen delnic	64	24	48	0	-9	-1	-4	62	0
OBV	331	Kratkoročni	1	8	-6	0	0	-2	-4	0	0
OBV	332	Dolgoročni	105	15	83	0	20	1	-1	62	-1
OBV	34	Izvedeni finančni instrumenti	-43	1	-29	0	-29	0	0	0	0
OBV	4	Posojila	890	488	358	0	211	147	-6	5	7
OBV	41	Kratkoročna	-1.225	131	-1.393	0	-1.347	-40	-6	1	1
OBV	42	Dolgoročna	2.114	357	1.751	0	1.559	187	1	4	6
OBV	5	Delnice in drug lastniški kapital	311	118	149	0	225	-40	-28	-7	-9
OBV	511	Delnice, ki kotirajo	0	-207	195	0	255	-52	2	-9	-1
OBV	512	Delnice, ki ne kotirajo	113	177	-60	0	-24	2	-38	1	-1
OBV	513	Drug lastniški kapital	198	147	13	0	-6	10	9	0	-7
OBV	52	Delnice/enote investicijskih skladov	0	0	0	0	0	0	0	0	0
OBV	6	Zavarovalno tehnične rezervacije	0	0	0	0	0	0	0	0	0
OBV	611	Rezervacije iz življenjskih zavarovanj	0	0	0	0	0	0	0	0	0
OBV	612	Rezervacije iz pokojninskih zavarovanj	0	0	0	0	0	0	0	0	0
OBV	62	Druge tehnične rezervacije	0	0	0	0	0	0	0	0	0
OBV	7	Druge obveznosti	-338	-413	141	0	72	71	-5	3	-94
OBV	71	Trgovinski krediti in avansi	-430	-488	57	0	11	38	6	2	20
OBV	79	Drugo	92	75	84	0	61	33	-11	1	-113
NETO		**Neto finančna sredstva**	-921	0	-750	3	-500	-237	-9	-6	-89
			Gospodarstvo Slovenije/ *Total economy*	Nefinančne družbe/ *Non-financial corporations*	Finančne družbe/ *Financial corporations*	Centralna banka/ *Central Bank*	Druge denarne finančne institucije/ *Other monetary financial institutions*	Drugi finančni posredniki / *Other financial intermediaries*	Izvajalci pomožnih finančnih dejavnosti/ *Financial auxiliaries*	Zavarovalnice in pokojninski skladi/ *Insurance corporations and pension funds*	Država/ *General government*
			S1	S11	S12	S121	S122	S123	S124	S125	S13

S.11 - Non-financial corporations

Non-consolidated financial accounts - transactions 2009 B.1.1.2.

EUR millions

Institutional sectors												
S1311	S1313	S1314	S14	S15	S2	S21	S2111	S2112	S22	Financial instruments	Code	Item type
-244	62	-2	19	8	-60	-93	22	-115	33	**Financial assets**	F	FAS
0	0	0	0	0	0	0	0	0	0	Monetary gold and SDRs	1	FAS
0	0	0	0	0	-7	-7	-6	-1	0	Currency and deposits	2	FAS
0	0	0	0	0	-1	0	0	-1	0	Currency	21	FAS
0	0	0	0	0	7	6	6	0	1	Transferable deposits	22	FAS
0	0	0	0	0	-13	-13	-13	0	0	Other deposits	29	FAS
-4	0	0	0	0	7	7	8	-1	1	Securities other than shares	3	FAS
-1	0	0	0	0	-2	-1	0	-1	-1	Short-term	331	FAS
-3	0	0	0	0	10	8	8	1	1	Long-term	332	FAS
0	0	0	0	0	0	0	0	0	0	Financial derivatives	34	FAS
7	10	0	61	3	198	43	65	-22	155	Loans	4	FAS
8	0	0	57	4	71	10	37	-27	61	Short-term	41	FAS
-1	10	0	3	-1	127	33	28	5	95	Long-term	42	FAS
0	0	0	0	0	83	-4	-8	4	87	Shares and other equity	5	FAS
0	0	0	0	0	-23	2	3	-1	-24	Quoted shares	511	FAS
0	0	0	0	0	1	1	-3	4	0	Unquoted shares	512	FAS
0	0	0	0	0	113	1	-3	4	112	Other equity	513	FAS
0	0	0	0	0	-9	-7	-6	-2	-1	Mutual funds shares	52	FAS
0	0	0	0	0	0	0	0	0	0	Insurance technical reserves	6	FAS
0	0	0	0	0	0	0	0	0	0	Life insurance reserves	611	FAS
0	0	0	0	0	0	0	0	0	0	Pension fund reserves	612	FAS
0	0	0	0	0	0	0	0	0	0	Other technical reserves	62	FAS
-248	52	-2	-41	4	-342	-132	-37	-95	-210	Other accounts receivable	7	FAS
-25	17	-5	-34	3	-439	-228	-133	-95	-210	Trade credits and advances	71	FAS
-223	35	3	-8	1	97	96	96	0	0	Other	79	FAS
-98	29	-27	108	3	-376	-146	-146	0	-230	**Liabilities**	F	LIA
0	0	0	0	0	0	0	0	0	0	Currency and deposits	2	LIA
0	0	0	0	0	0	0	0	0	0	Currency	21	LIA
0	0	0	0	0	0	0	0	0	0	Transferable deposits	22	LIA
0	0	0	0	0	0	0	0	0	0	Other deposits	29	LIA
0	0	-1	-7	0	279	242	163	79	37	Securities other than shares	3	LIA
0	0	0	-1	0	0	0	0	0	0	Short-term	331	LIA
0	0	-1	8	0	267	235	156	79	32	Long-term	332	LIA
0	0	0	-15	0	12	7	7	0	5	Financial derivatives	34	LIA
7	0	0	36	0	-410	-138	-90	-48	-272	Loans	4	LIA
1	0	0	35	1	-277	-60	-34	-27	-217	Short-term	41	LIA
6	0	0	1	-1	-133	-78	-56	-22	-55	Long-term	42	LIA
1	-13	4	55	-1	152	94	110	-16	59	Shares and other equity	5	LIA
-1	0	0	14	-1	13	1	-13	14	11	Quoted shares	511	LIA
3	-13	10	-4	0	34	-11	-10	-1	44	Unquoted shares	512	LIA
-1	0	-6	45	0	106	103	133	-30	3	Other equity	513	LIA
0	0	0	0	0	0	0	0	0	0	Mutual funds shares	52	LIA
0	0	0	0	0	0	0	0	0	0	Insurance technical reserves	6	LIA
0	0	0	0	0	0	0	0	0	0	Life insurance reserves	611	LIA
0	0	0	0	0	0	0	0	0	0	Pension fund reserves	612	LIA
0	0	0	0	0	0	0	0	0	0	Other technical reserves	62	LIA
-107	42	-29	24	4	-397	-343	-329	-15	-54	Other accounts payable	7	LIA
14	4	1	-14	-4	-429	-339	-326	-13	-90	Trade credits and advances	71	LIA
-121	38	-30	39	8	32	-5	-3	-2	37	Other	79	LIA
-146	33	24	-88	5	315	53	167	-115	263	**Net financial assets**		NETO
Centralna država/ *Central government*	Lokalna država/ *Local government*	Skladi socialne varnosti/ *Social security funds*	Gospodinjstva/ *Households*	Nepr. instit., ki opravljajo storitve za gospod./ *Non-profit institutions serving households*	Tujina/ *Rest of the world*	EU/ *European Union*	EMU/ *Members of the EMU*	Ostale članice EU/ *European Union, not EMU*	Ostali (izven EU)/ *Others (not EU)*			
S1311	S1313	S1314	S14	S15	S2	S21	S2111	S2112	S22			

B.1.1.2.

S.11 - nefinančne družbe

B.1.1.3. Nekonsolidirani finančni računi - vrednostne spremembe 2009

v mio EUR

B.1.1.3.

Vrsta post.	Oznaka	Finančni instrumenti	Institucionalni sektorji								
			S1	S11	S12	S121	S122	S123	S124	S125	S13
FSR	F	**Finančna sredstva**	-352	-293	-19	0	62	-79	-51	50	-45
FSR	1	Monetarno zlato in SDR	0	0	0	0	0	0	0	0	0
FSR	2	Gotovina in vloge	17	0	17	0	17	0	0	0	0
FSR	21	Gotovina	0	0	0	0	0	0	0	0	0
FSR	22	Prenosljive vloge	48	0	48	0	48	0	0	0	0
FSR	29	Druge vloge	-31	0	-31	0	-31	0	0	0	0
FSR	3	Vrednostni papirji razen delnic	-19	-17	-5	0	-4	0	0	0	3
FSR	331	Kratkoročni	-16	-16	0	0	0	0	0	0	0
FSR	332	Dolgoročni	4	-1	3	0	3	0	0	0	3
FSR	34	Izvedeni finančni instrumenti	-7	0	-7	0	-7	0	0	0	0
FSR	4	Posojila	-131	-117	-9	0	0	-2	-7	0	-1
FSR	41	Kratkoročna	-132	-119	-9	0	0	-2	-6	0	-1
FSR	42	Dolgoročna	1	3	0	0	0	0	0	0	0
FSR	5	Delnice in drug lastniški kapital	-232	-207	-26	0	49	-78	-45	49	0
FSR	511	Delnice, ki kotirajo	-453	-415	-39	0	-24	-54	-1	40	0
FSR	512	Delnice, ki ne kotirajo	-100	-120	20	0	73	-47	-14	9	0
FSR	513	Drug lastniški kapital	294	328	-34	0	0	-4	-30	0	0
FSR	52	Delnice/enote investicijskih skladov	27	0	27	0	0	27	0	0	0
FSR	6	Zavarovalno tehnične rezervacije	1	0	1	0	0	0	0	1	0
FSR	611	Rezervacije iz življenjskih zavarovanj	0	0	0	0	0	0	0	0	0
FSR	612	Rezervacije iz pokojninskih zavarovanj	0	0	0	0	0	0	0	0	0
FSR	62	Druge tehnične rezervacije	1	0	1	0	0	0	0	1	0
FSR	7	Druge terjatve	12	47	2	0	0	2	0	0	-47
FSR	71	Trgovinski krediti in avansi	76	72	2	0	0	1	0	0	-6
FSR	79	Drugo	-64	-25	1	0	0	0	0	0	-41
OBV	F	**Obveznosti**	-153	-293	-287	0	-53	-192	-73	31	-34
OBV	2	Gotovina in vloge	0	0	0	0	0	0	0	0	0
OBV	21	Gotovina	0	0	0	0	0	0	0	0	0
OBV	22	Prenosljive vloge	0	0	0	0	0	0	0	0	0
OBV	29	Druge vloge	0	0	0	0	0	0	0	0	0
OBV	3	Vrednostni papirji razen delnic	-59	-17	-42	0	-37	0	0	-4	1
OBV	331	Kratkoročni	-16	-16	0	0	0	0	0	0	0
OBV	332	Dolgoročni	-14	-1	-12	0	-8	0	0	-4	1
OBV	34	Izvedeni finančni instrumenti	-29	0	-30	0	-30	0	0	0	0
OBV	4	Posojila	-400	-117	-121	0	-8	-113	-1	0	-160
OBV	41	Kratkoročna	-132	-119	-8	0	18	-25	-1	0	1
OBV	42	Dolgoročna	-268	3	-113	0	-25	-88	0	0	-161
OBV	5	Delnice in drug lastniški kapital	282	-207	-133	0	-5	-90	-73	35	173
OBV	511	Delnice, ki kotirajo	-53	-415	-52	0	-5	-42	-20	15	228
OBV	512	Delnice, ki ne kotirajo	-254	-120	-57	0	-3	-56	-23	25	-68
OBV	513	Drug lastniški kapital	589	328	-25	0	4	7	-30	-5	13
OBV	52	Delnice/enote investicijskih skladov	0	0	0	0	0	0	0	0	0
OBV	6	Zavarovalno tehnične rezervacije	0	0	0	0	0	0	0	0	0
OBV	611	Rezervacije iz življenjskih zavarovanj	0	0	0	0	0	0	0	0	0
OBV	612	Rezervacije iz pokojninskih zavarovanj	0	0	0	0	0	0	0	0	0
OBV	62	Druge tehnične rezervacije	0	0	0	0	0	0	0	0	0
OBV	7	Druge obveznosti	24	47	9	0	-3	11	0	0	-48
OBV	71	Trgovinski krediti in avansi	114	72	15	0	0	11	0	4	20
OBV	79	Drugo	-90	-25	-5	0	-3	1	0	-3	-68
NETO		**Neto finančna sredstva**	-199	0	269	0	114	113	22	19	-11
			Gospodarstvo Slovenije/ *Total economy*	Nefinančne družbe/ *Non-financial corporations*	Finančne družbe/ *Financial corporations*	Centralna banka/ *Central Bank*	Druge denarne finančne institucije/ *Other monetary financial institutions*	Drugi finančni posredniki / *Other financial intermediaries*	Izvajalci pomožnih finančnih dejavnosti/ *Financial auxiliaries*	Zavarovalnice in pokojninski skladi/ *Insurance corporations and pension funds*	Država/ *General government*
			S1	S11	S12	S121	S122	S123	S124	S125	S13

S.11 - Non-financial corporations

Non-consolidated financial accounts - revaluation changes 2009 B.1.1.3.

EUR millions

Institutional sectors												
S1311	S1313	S1314	S14	S15	S2	S21	S2111	S2112	S22	Financial instruments	Code	Item type
-45	1	-1	4	0	149	63	161	-99	87	**Financial assets**	F	FAS
0	0	0	0	0	0	0	0	0	0	Monetary gold and SDRs	1	FAS
0	0	0	0	0	8	8	5	4	0	Currency and deposits	2	FAS
0	0	0	0	0	0	0	0	0	0	Currency	21	FAS
0	0	0	0	0	8	8	5	4	0	Transferable deposits	22	FAS
0	0	0	0	0	0	0	0	0	0	Other deposits	29	FAS
3	0	0	0	0	1	1	0	0	0	Securities other than shares	3	FAS
0	0	0	0	0	0	0	0	0	0	Short-term	331	FAS
3	0	0	0	0	1	1	0	0	0	Long-term	332	FAS
0	0	0	0	0	0	0	0	0	0	Financial derivatives	34	FAS
0	0	0	-5	0	-15	4	12	-8	-19	Loans	4	FAS
-1	0	0	-3	0	-38	-23	-17	-6	-16	Short-term	41	FAS
0	0	0	-2	0	23	27	29	-2	-3	Long-term	42	FAS
0	0	0	0	0	111	30	70	-40	80	Shares and other equity	5	FAS
0	0	0	0	0	12	-1	0	-1	13	Quoted shares	511	FAS
0	0	0	0	0	-35	-23	4	-27	-12	Unquoted shares	512	FAS
0	0	0	0	0	128	53	66	-13	75	Other equity	513	FAS
0	0	0	0	0	5	1	1	0	5	Mutual funds shares	52	FAS
0	0	0	0	0	0	0	0	0	0	Insurance technical reserves	6	FAS
0	0	0	0	0	0	0	0	0	0	Life insurance reserves	611	FAS
0	0	0	0	0	0	0	0	0	0	Pension fund reserves	612	FAS
0	0	0	0	0	0	0	0	0	0	Other technical reserves	62	FAS
-48	1	0	9	0	44	19	74	-55	25	Other accounts receivable	7	FAS
-5	-1	0	8	0	18	5	63	-59	13	Trade credits and advances	71	FAS
-43	2	0	1	0	27	15	11	3	12	Other	79	FAS
-2	-11	-20	460	0	96	52	18	34	44	**Liabilities**	F	LIA
0	0	0	0	0	0	0	0	0	0	Currency and deposits	2	LIA
0	0	0	0	0	0	0	0	0	0	Currency	21	LIA
0	0	0	0	0	0	0	0	0	0	Transferable deposits	22	LIA
0	0	0	0	0	0	0	0	0	0	Other deposits	29	LIA
1	0	0	-1	0	-11	-11	-11	0	0	Securities other than shares	3	LIA
0	0	0	0	0	0	0	0	0	0	Short-term	331	LIA
1	0	0	-1	0	0	0	0	0	0	Long-term	332	LIA
0	0	0	0	0	-11	-11	-11	0	0	Financial derivatives	34	LIA
-160	0	0	-3	0	226	194	140	54	31	Loans	4	LIA
0	1	0	-5	0	62	29	4	25	34	Short-term	41	LIA
-160	0	0	3	0	163	166	136	30	-2	Long-term	42	LIA
202	-18	-12	449	0	-65	-16	-19	3	-49	Shares and other equity	5	LIA
180	1	47	186	0	15	15	19	-4	0	Quoted shares	511	LIA
-4	-9	-55	-9	0	-170	-83	-63	-19	-87	Unquoted shares	512	LIA
27	-10	-4	272	0	90	52	26	26	38	Other equity	513	LIA
0	0	0	0	0	0	0	0	0	0	Mutual funds shares	52	LIA
0	0	0	0	0	0	0	0	0	0	Insurance technical reserves	6	LIA
0	0	0	0	0	0	0	0	0	0	Life insurance reserves	611	LIA
0	0	0	0	0	0	0	0	0	0	Pension fund reserves	612	LIA
0	0	0	0	0	0	0	0	0	0	Other technical reserves	62	LIA
-45	6	-9	15	0	-53	-115	-91	-23	61	Other accounts payable	7	LIA
-1	22	0	7	0	-152	-170	-142	-29	18	Trade credits and advances	71	LIA
-44	-16	-8	8	0	99	56	51	5	43	Other	79	LIA
-43	12	20	-456	0	53	10	143	-133	43	**Net financial assets**		NETO
Centralna država/ *Central government*	Lokalna država/ *Local government*	Skladi socialne varnosti/ *Social security funds*	Gospodinjstva/ *Households*	Nepr. instit., ki opravljajo storitve za gospod./ *Non-profit institutions serving households*	Tujina/ *Rest of the world*	EU/ *European Union*	EMU/ *Members of the EMU*	Ostale članice EU/ *European Union, not EMU*	Ostali (izven EU)/ *Others (not EU)*			
S1311	S1313	S1314	S14	S15	S2	S21	S2111	S2112	S22			

B.1.1.3.

S.11 - nefinančne družbe

B.1.1.4. Nekonsolidirani finančni računi - stanja 2009 (konec leta)

v mio EUR

B.1.1.4.

Vrsta post.	Oznaka	Finančni instrumenti	Institucionalni sektorji								
			S1	S11	S12	S121	S122	S123	S124	S125	S13
FSR	F	**Finančna sredstva**	35.553	25.922	6.454	71	4.838	749	111	686	1.817
FSR	1	Monetarno zlato in SDR	0	0	0	0	0	0	0	0	0
FSR	2	Gotovina in vloge	3.855	0	3.855	70	3.785	0	0	0	0
FSR	21	Gotovina	70	0	70	70	0	0	0	0	0
FSR	22	Prenosljive vloge	1.429	0	1.429	0	1.429	0	0	0	0
FSR	29	Druge vloge	2.356	0	2.356	0	2.356	0	0	0	0
FSR	3	Vrednostni papirji razen delnic	297	95	136	0	121	0	8	8	66
FSR	331	Kratkoročni	59	53	7	0	0	0	7	0	0
FSR	332	Dolgoročni	203	41	96	0	88	0	1	8	66
FSR	34	Izvedeni finančni instrumenti	34	1	33	0	33	0	0	0	0
FSR	4	Posojila	4.463	3.748	231	0	0	198	34	0	81
FSR	41	Kratkoročna	3.361	2.845	181	0	0	159	22	0	54
FSR	42	Dolgoročna	1.101	903	50	0	0	39	11	0	27
FSR	5	Delnice in drug lastniški kapital	15.056	13.549	1.507	0	863	390	45	210	0
FSR	511	Delnice, ki kotirajo	1.556	1.160	396	0	191	91	3	111	0
FSR	512	Delnice, ki ne kotirajo	5.737	4.876	861	0	671	65	27	98	0
FSR	513	Drug lastniški kapital	7.584	7.513	72	0	0	57	15	0	0
FSR	52	Delnice/enote investicijskih skladov	179	0	179	0	1	177	0	0	0
FSR	6	Zavarovalno tehnične rezervacije	450	0	450	0	0	0	0	450	0
FSR	611	Rezervacije iz življenjskih zavarovanj	0	0	0	0	0	0	0	0	0
FSR	612	Rezervacije iz pokojninskih zavarovanj	0	0	0	0	0	0	0	0	0
FSR	62	Druge tehnične rezervacije	450	0	450	0	0	0	0	450	0
FSR	7	Druge terjatve	11.433	8.530	274	1	68	161	25	19	1.670
FSR	71	Trgovinski krediti in avansi	8.893	7.401	192	1	30	137	10	14	480
FSR	79	Drugo	2.539	1.129	82	0	38	24	14	5	1.190
OBV	F	**Obveznosti**	72.157	25.922	27.524	0	22.131	4.689	200	504	7.697
OBV	2	Gotovina in vloge	0	0	0	0	0	0	0	0	0
OBV	21	Gotovina	0	0	0	0	0	0	0	0	0
OBV	22	Prenosljive vloge	0	0	0	0	0	0	0	0	0
OBV	29	Druge vloge	0	0	0	0	0	0	0	0	0
OBV	3	Vrednostni papirji razen delnic	690	95	523	0	348	14	0	160	29
OBV	331	Kratkoročni	60	53	1	0	0	1	0	0	0
OBV	332	Dolgoročni	496	41	388	0	215	13	0	160	29
OBV	34	Izvedeni finančni instrumenti	135	1	133	0	133	0	0	0	0
OBV	4	Posojila	28.865	3.748	24.090	0	20.908	3.112	35	35	143
OBV	41	Kratkoročna	11.054	2.845	7.827	0	7.443	348	34	2	4
OBV	42	Dolgoročna	17.811	903	16.263	0	13.465	2.764	1	33	139
OBV	5	Delnice in drug lastniški kapital	30.314	13.549	2.374	0	765	1.205	132	273	5.995
OBV	511	Delnice, ki kotirajo	6.222	1.160	1.368	0	516	649	61	142	1.942
OBV	512	Delnice, ki ne kotirajo	7.849	4.876	727	0	166	419	47	95	1.195
OBV	513	Drug lastniški kapital	16.243	7.513	279	0	83	137	24	36	2.858
OBV	52	Delnice/enote investicijskih skladov	0	0	0	0	0	0	0	0	0
OBV	6	Zavarovalno tehnične rezervacije	0	0	0	0	0	0	0	0	0
OBV	611	Rezervacije iz življenjskih zavarovanj	0	0	0	0	0	0	0	0	0
OBV	612	Rezervacije iz pokojninskih zavarovanj	0	0	0	0	0	0	0	0	0
OBV	62	Druge tehnične rezervacije	0	0	0	0	0	0	0	0	0
OBV	7	Druge obveznosti	12.288	8.530	537	0	110	358	33	36	1.530
OBV	71	Trgovinski krediti in avansi	8.547	7.401	294	0	14	237	10	34	160
OBV	79	Drugo	3.741	1.129	242	0	95	121	24	2	1.371
NETO		**Neto finančna sredstva**	-36.604	0	-21.070	71	-17.293	-3.940	-89	181	-5.880
			Gospodarstvo Slovenije/ *Total economy*	Nefinančne družbe/ *Non-financial corporations*	Finančne družbe/ *Financial corporations*	Centralna banka/ *Central Bank*	Druge denarne finančne institucije/ *Other monetary financial institutions*	Drugi finančni posredniki / *Other financial intermediaries*	Izvajalci pomožnih finančnih dejavnosti/ *Financial auxiliaries*	Zavarovalnice in pokojninski skladi/ *Insurance corporations and pension funds*	Država/ *General government*
			S1	S11	S12	S121	S122	S123	S124	S125	S13

S.11 - Non-financial corporations

Non-consolidated financial accounts - outstanding amounts 2009 (end of year) B.1.1.4.

EUR millions

Institutional sectors												
S1311	S1313	S1314	S14	S15	S2	S21	S2111	S2112	S22	Financial instruments	Code	Item type
1.360	408	49	1.309	52	10.235	3.932	2.998	934	6.303	**Financial assets**	F	FAS
0	0	0	0	0	0	0	0	0	0	Monetary gold and SDRs	1	FAS
0	0	0	0	0	165	155	144	11	10	Currency and deposits	2	FAS
0	0	0	0	0	1	0	0	0	1	Currency	21	FAS
0	0	0	0	0	155	145	134	11	10	Transferable deposits	22	FAS
0	0	0	0	0	9	9	9	0	0	Other deposits	29	FAS
66	0	0	0	0	62	54	33	21	8	Securities other than shares	3	FAS
0	0	0	0	0	10	5	4	1	5	Short-term	331	FAS
66	0	0	0	0	51	48	28	20	3	Long-term	332	FAS
0	0	0	0	0	1	1	1	0	0	Financial derivatives	34	FAS
57	24	0	386	16	1.551	544	430	113	1.007	Loans	4	FAS
47	7	0	267	13	821	404	317	87	417	Short-term	41	FAS
10	17	0	119	3	730	139	113	26	590	Long-term	42	FAS
0	0	0	0	0	3.464	783	632	151	2.680	Shares and other equity	5	FAS
0	0	0	0	0	180	46	38	8	134	Quoted shares	511	FAS
0	0	0	0	0	361	164	105	59	197	Unquoted shares	512	FAS
0	0	0	0	0	2.904	564	480	84	2.340	Other equity	513	FAS
0	0	0	0	0	19	9	9	0	9	Mutual funds shares	52	FAS
0	0	0	0	0	0	0	0	0	0	Insurance technical reserves	6	FAS
0	0	0	0	0	0	0	0	0	0	Life insurance reserves	611	FAS
0	0	0	0	0	0	0	0	0	0	Pension fund reserves	612	FAS
0	0	0	0	0	0	0	0	0	0	Other technical reserves	62	FAS
1.238	384	49	923	36	4.993	2.395	1.758	637	2.598	Other accounts receivable	7	FAS
208	226	46	791	29	4.788	2.265	1.634	631	2.523	Trade credits and advances	71	FAS
1.030	158	3	132	6	205	130	124	6	75	Other	79	FAS
5.999	642	1.055	10.912	103	15.339	11.984	9.134	2.850	3.355	**Liabilities**	F	LIA
0	0	0	0	0	0	0	0	0	0	Currency and deposits	2	LIA
0	0	0	0	0	0	0	0	0	0	Currency	21	LIA
0	0	0	0	0	0	0	0	0	0	Transferable deposits	22	LIA
0	0	0	0	0	0	0	0	0	0	Other deposits	29	LIA
17	0	11	44	0	288	251	170	80	37	Securities other than shares	3	LIA
0	0	0	6	0	0	0	0	0	0	Short-term	331	LIA
17	0	11	37	0	271	239	160	79	32	Long-term	332	LIA
0	0	0	0	0	17	12	10	2	5	Financial derivatives	34	LIA
138	5	0	876	8	4.788	4.447	2.603	1.845	340	Loans	4	LIA
3	1	0	374	5	612	478	411	67	134	Short-term	41	LIA
136	3	0	502	3	4.175	3.969	2.191	1.778	206	Long-term	42	LIA
4.712	465	818	8.335	61	6.072	4.280	3.872	408	1.793	Shares and other equity	5	LIA
1.363	11	568	1.749	3	482	240	199	41	242	Quoted shares	511	LIA
991	71	133	1.019	32	1.645	835	750	85	810	Unquoted shares	512	LIA
2.358	383	116	5.567	26	3.945	3.205	2.923	282	740	Other equity	513	LIA
0	0	0	0	0	0	0	0	0	0	Mutual funds shares	52	LIA
0	0	0	0	0	0	0	0	0	0	Insurance technical reserves	6	LIA
0	0	0	0	0	0	0	0	0	0	Life insurance reserves	611	LIA
0	0	0	0	0	0	0	0	0	0	Pension fund reserves	612	LIA
0	0	0	0	0	0	0	0	0	0	Other technical reserves	62	LIA
1.132	172	226	1.657	34	4.192	3.006	2.489	517	1.185	Other accounts payable	7	LIA
71	79	9	678	14	3.938	2.880	2.368	512	1.058	Trade credits and advances	71	LIA
1.061	93	217	979	20	254	127	121	5	127	Other	79	LIA
-4.639	-234	-1.007	-9.603	-52	-5.104	-8.052	-6.136	-1.916	2.948	**Net financial assets**		NETO
Centralna država/ *Central government*	Lokalna država/ *Local government*	Skladi socialne varnosti/ *Social security funds*	Gospodinjstva/ *Households*	Nepr. instit., ki opravljajo storitve za gospod./ *Non-profit institutions serving households*	Tujina/ *Rest of the world*	EU/ *European Union*	EMU/ *Members of the EMU*	Ostale članice EU/ *European Union, not EMU*	Ostali (izven EU)/ *Others (not EU)*			
S1311	S1313	S1314	S14	S15	S2	S21	S2111	S2112	S22			

B.1.1.4.

S.12 - finančne družbe

B.1.2.1. Nekonsolidirani finančni računi - stanja 2008 (konec leta)

v mio EUR

B.1.2.1.

Vrsta post.	Oznaka	Finančni instrumenti	Institucionalni sektorji								
			S1	S11	S12	S121	S122	S123	S124	S125	S13
FSR	F	**Finančna sredstva**	52.250	27.114	11.443	1.298	6.027	3.288	226	604	4.177
FSR	1	Monetarno zlato in SDR	0	0	0	0	0	0	0	0	0
FSR	2	Gotovina in vloge	3.921	0	3.921	1.298	2.622	0	0	0	0
FSR	21	Gotovina	263	0	263	263	0	0	0	0	0
FSR	22	Prenosljive vloge	1.164	0	1.164	1.031	133	0	0	0	0
FSR	29	Druge vloge	2.495	0	2.495	5	2.490	0	0	0	0
FSR	3	Vrednostni papirji razen delnic	5.161	516	1.247	0	1.202	5	1	38	3.398
FSR	331	Kratkoročni	101	7	6	0	5	0	1	0	88
FSR	332	Dolgoročni	4.857	318	1.230	0	1.192	0	1	38	3.309
FSR	34	Izvedeni finančni instrumenti	202	192	10	0	5	5	0	0	0
FSR	4	Posojila	37.962	23.853	4.261	0	1.626	2.398	183	55	640
FSR	41	Kratkoročna	11.871	9.228	1.454	0	0	1.253	148	53	59
FSR	42	Dolgoročna	26.091	14.625	2.807	0	1.626	1.145	35	1	582
FSR	5	Delnice in drug lastniški kapital	4.054	2.358	1.696	0	543	870	35	248	0
FSR	511	Delnice, ki kotirajo	1.661	1.225	436	0	202	155	0	79	0
FSR	512	Delnice, ki ne kotirajo	1.420	843	578	0	341	53	21	163	0
FSR	513	Drug lastniški kapital	486	290	195	0	0	176	14	5	0
FSR	52	Delnice/enote investicijskih skladov	487	0	487	0	1	486	0	0	0
FSR	6	Zavarovalno tehnične rezervacije	218	0	218	0	0	0	0	218	0
FSR	611	Rezervacije iz življenjskih zavarovanj	0	0	0	0	0	0	0	0	0
FSR	612	Rezervacije iz pokojninskih zavarovanj	0	0	0	0	0	0	0	0	0
FSR	62	Druge tehnične rezervacije	218	0	218	0	0	0	0	218	0
FSR	7	Druge terjatve	935	387	101	0	34	15	7	45	139
FSR	71	Trgovinski krediti in avansi	492	223	40	0	3	6	3	29	5
FSR	79	Drugo	443	164	61	0	31	9	5	16	134
OBV	F	**Obveznosti**	44.736	6.525	11.443	1.232	6.972	1.035	194	2.011	4.454
OBV	2	Gotovina in vloge	26.522	3.743	3.921	1.231	1.603	321	79	687	2.277
OBV	21	Gotovina	3.215	66	263	1	261	0	0	0	4
OBV	22	Prenosljive vloge	7.754	1.267	1.164	0	1.010	90	46	17	142
OBV	29	Druge vloge	15.553	2.410	2.495	1.230	332	230	33	670	2.130
OBV	3	Vrednostni papirji razen delnic	1.564	169	1.247	0	696	111	3	437	96
OBV	331	Kratkoročni	11	4	6	0	5	0	0	1	0
OBV	332	Dolgoročni	1.494	117	1.230	0	683	109	3	436	96
OBV	34	Izvedeni finančni instrumenti	59	48	10	0	9	2	0	0	0
OBV	4	Posojila	4.605	291	4.261	0	4.164	68	20	9	0
OBV	41	Kratkoročna	1.764	278	1.454	0	1.375	60	18	2	0
OBV	42	Dolgoročna	2.840	13	2.807	0	2.789	7	3	8	0
OBV	5	Delnice in drug lastniški kapital	7.243	1.634	1.696	0	441	525	82	648	1.741
OBV	511	Delnice, ki kotirajo	1.553	491	436	0	53	198	34	151	388
OBV	512	Delnice, ki ne kotirajo	2.334	843	578	0	227	154	27	170	814
OBV	513	Drug lastniški kapital	904	110	195	0	99	69	11	17	516
OBV	52	Delnice/enote investicijskih skladov	2.451	191	487	0	63	104	10	310	23
OBV	6	Zavarovalno tehnične rezervacije	3.925	402	218	0	36	2	0	181	14
OBV	611	Rezervacije iz življenjskih zavarovanj	1.640	0	0	0	0	0	0	0	0
OBV	612	Rezervacije iz pokojninskih zavarovanj	932	0	0	0	0	0	0	0	0
OBV	62	Druge tehnične rezervacije	1.353	402	218	0	36	2	0	181	14
OBV	7	Druge obveznosti	878	286	101	1	31	10	10	49	327
OBV	71	Trgovinski krediti in avansi	298	190	40	1	2	1	3	33	27
OBV	79	Drugo	580	96	61	0	29	9	7	15	301
NETO		**Neto finančna sredstva**	7.514	20.589	0	66	-945	2.252	33	-1.406	-277
			Gospodarstvo Slovenije/ *Total economy*	Nefinančne družbe/ *Non-financial corporations*	Finančne družbe/ *Financial corporations*	Centralna banka/ *Central Bank*	Druge denarne finančne institucije/ *Other monetary financial institutions*	Drugi finančni posredniki / *Other financial intermediaries*	Izvajalci pomožnih finančnih dejavnosti/ *Financial auxiliaries*	Zavarovalnice in pokojninski skladi/ *Insurance corporations and pension funds*	Država/ *General government*
			S1	S11	S12	S121	S122	S123	S124	S125	S13

S.12 - Financial corporations

Non-consolidated financial accounts - outstanding amounts 2008 (end of year) B.1.2.1.

EUR millions

Institutional sectors												
S1311	S1313	S1314	S14	S15	S2	S21	S2111	S2112	S22	Financial instruments	Code	Item type
3.905	262	10	9.452	63	21.306	14.747	13.112	1.635	6.558	**Financial assets**	F	FAS
0	0	0	0	0	72	63	63	0	9	Monetary gold and SDRs	1	FAS
0	0	0	0	0	6.086	5.276	4.778	498	809	Currency and deposits	2	FAS
0	0	0	0	0	14	2	0	2	12	Currency	21	FAS
0	0	0	0	0	358	301	283	18	57	Transferable deposits	22	FAS
0	0	0	0	0	5.714	4.974	4.495	478	740	Other deposits	29	FAS
3.398	0	0	0	0	9.255	7.732	6.921	812	1.523	Securities other than shares	3	FAS
88	0	0	0	0	1.057	1.056	1.056	0	1	Short-term	331	FAS
3.309	0	0	0	0	8.120	6.614	5.820	793	1.507	Long-term	332	FAS
0	0	0	0	0	78	63	44	19	15	Financial derivatives	34	FAS
383	255	3	9.145	62	3.494	599	443	156	2.894	Loans	4	FAS
48	11	0	1.113	17	1.187	324	281	43	862	Short-term	41	FAS
336	243	3	8.032	45	2.307	275	162	114	2.032	Long-term	42	FAS
0	0	0	0	0	2.134	978	829	149	1.156	Shares and other equity	5	FAS
0	0	0	0	0	1.073	353	277	76	720	Quoted shares	511	FAS
0	0	0	0	0	584	295	243	53	289	Unquoted shares	512	FAS
0	0	0	0	0	113	65	59	6	48	Other equity	513	FAS
0	0	0	0	0	363	264	250	14	99	Mutual funds shares	52	FAS
0	0	0	0	0	37	34	20	14	2	Insurance technical reserves	6	FAS
0	0	0	0	0	0	0	0	0	0	Life insurance reserves	611	FAS
0	0	0	0	0	0	0	0	0	0	Pension fund reserves	612	FAS
0	0	0	0	0	37	34	20	14	2	Other technical reserves	62	FAS
124	7	7	307	1	229	64	58	6	165	Other accounts receivable	7	FAS
3	1	0	224	1	34	11	9	2	23	Trade credits and advances	71	FAS
121	6	7	83	1	195	52	49	4	143	Other	79	FAS
3.726	379	350	21.966	347	27.942	27.057	24.914	2.142	885	**Liabilities**	F	LIA
1.822	364	91	16.253	328	10.179	9.804	9.662	142	375	Currency and deposits	2	LIA
1	4	0	2.882	0	0	0	0	0	0	Currency	21	LIA
31	109	3	5.039	142	3.802	3.653	3.629	24	149	Transferable deposits	22	LIA
1.790	252	88	8.332	186	6.378	6.152	6.033	118	226	Other deposits	29	LIA
48	0	48	53	0	633	590	401	189	43	Securities other than shares	3	LIA
0	0	0	1	0	102	102	102	0	0	Short-term	331	LIA
48	0	48	51	0	306	298	151	147	8	Long-term	332	LIA
0	0	0	0	0	225	190	148	42	35	Financial derivatives	34	LIA
0	0	0	52	1	14.872	14.509	12.727	1.783	362	Loans	4	LIA
0	0	0	32	1	336	335	332	3	1	Short-term	41	LIA
0	0	0	20	0	14.535	14.174	12.395	1.780	361	Long-term	42	LIA
1.536	11	195	2.155	17	2.092	2.030	2.017	13	63	Shares and other equity	5	LIA
252	1	136	236	2	158	144	138	5	14	Quoted shares	511	LIA
752	6	56	90	10	1.509	1.476	1.471	5	33	Unquoted shares	512	LIA
516	0	0	84	0	412	402	402	0	10	Other equity	513	LIA
16	4	3	1.746	5	14	8	6	2	6	Mutual funds shares	52	LIA
8	3	3	3.291	0	73	48	34	14	25	Insurance technical reserves	6	LIA
0	0	0	1.640	0	2	1	0	1	2	Life insurance reserves	611	LIA
0	0	0	932	0	2	0	0	0	2	Pension fund reserves	612	LIA
8	3	3	719	0	68	47	34	13	22	Other technical reserves	62	LIA
313	2	13	163	1	93	76	73	3	17	Other accounts payable	7	LIA
22	1	4	41	1	53	51	50	1	2	Trade credits and advances	71	LIA
290	1	9	123	0	40	25	23	2	15	Other	79	LIA
179	-117	-340	-12.514	-284	-6.636	-12.309	-11.802	-507	5.673	**Net financial assets**		NETO
Centralna država/ *Central government*	Lokalna država/ *Local government*	Skladi socialne varnosti/ *Social security funds*	Gospodinjstva/ *Households*	Nepr. instit., ki opravljajo storitve za gospod./ *Non-profit institutions serving households*	Tujina/ *Rest of the world*	EU/ *European Union*	EMU/ *Members of the EMU*	Ostale članice EU/ *European Union, not EMU*	Ostali (izven EU)/ *Others (not EU)*			
S1311	S1313	S1314	S14	S15	S2	S21	S2111	S2112	S22			

B.1.2.1.

S.12 - finančne družbe

B.1.2.2. Nekonsolidirani finančni računi - transakcije 2009

v mio EUR

B.1.2.2.

Vrsta post.	Oznaka	Finančni instrumenti	Institucionalni sektorji								
			S1	S11	S12	S121	S122	S123	S124	S125	S13
FSR	F	**Finančna sredstva**	5.580	697	2.714	215	2.529	11	-37	-5	1.583
FSR	1	Monetarno zlato in SDR	0	0	0	0	0	0	0	0	0
FSR	2	Gotovina in vloge	1.292	0	1.292	217	1.075	0	0	0	0
FSR	21	Gotovina	-11	0	-11	-11	0	0	0	0	0
FSR	22	Prenosljive vloge	269	0	269	229	41	0	0	0	0
FSR	29	Druge vloge	1.033	0	1.033	-1	1.034	0	0	0	0
FSR	3	Vrednostni papirji razen delnic	1.939	48	522	0	520	0	-1	4	1.369
FSR	331	Kratkoročni	658	-6	1	0	2	0	-1	0	663
FSR	332	Dolgoročni	1.305	83	517	0	514	0	-1	4	706
FSR	34	Izvedeni finančni instrumenti	-24	-29	4	0	4	0	0	0	0
FSR	4	Posojila	1.878	358	711	0	884	-113	-33	-26	223
FSR	41	Kratkoročna	-1.518	-1.393	-102	0	0	-23	-39	-40	-42
FSR	42	Dolgoročna	3.395	1.751	813	0	884	-90	5	14	265
FSR	5	Delnice in drug lastniški kapital	346	149	197	0	55	124	0	19	0
FSR	511	Delnice, ki kotirajo	253	195	58	0	39	14	0	4	0
FSR	512	Delnice, ki ne kotirajo	-32	-60	28	0	15	-1	0	14	0
FSR	513	Drug lastniški kapital	41	13	27	0	0	27	0	0	0
FSR	52	Delnice/enote investicijskih skladov	84	0	84	0	0	84	0	0	0
FSR	6	Zavarovalno tehnične rezervacije	12	0	12	0	0	0	0	12	0
FSR	611	Rezervacije iz življenjskih zavarovanj	0	0	0	0	0	0	0	0	0
FSR	612	Rezervacije iz pokojninskih zavarovanj	0	0	0	0	0	0	0	0	0
FSR	62	Druge tehnične rezervacije	12	0	12	0	0	0	0	12	0
FSR	7	Druge terjatve	113	141	-20	-1	-4	-1	-1	-12	-9
FSR	71	Trgovinski krediti in avansi	54	57	-7	0	1	-5	1	-4	4
FSR	79	Drugo	59	84	-12	-1	-5	4	-2	-8	-12
OBV	F	**Obveznosti**	6.283	-53	2.714	953	1.519	-39	-29	310	2.248
OBV	2	Gotovina in vloge	4.343	95	1.292	882	384	-3	-13	43	2.062
OBV	21	Gotovina	281	4	-11	0	-13	1	1	0	0
OBV	22	Prenosljive vloge	853	114	269	0	252	25	-10	2	64
OBV	29	Druge vloge	3.209	-23	1.033	882	145	-30	-4	41	1.999
OBV	3	Vrednostni papirji razen delnic	508	-28	522	71	379	-31	-2	105	13
OBV	331	Kratkoročni	2	3	1	0	1	2	0	-1	0
OBV	332	Dolgoročni	509	-23	517	71	375	-33	-2	106	13
OBV	34	Izvedeni finančni instrumenti	-4	-8	4	0	4	0	0	0	0
OBV	4	Posojila	662	-51	711	0	648	-1	-10	74	0
OBV	41	Kratkoročna	-190	-88	-102	0	-95	1	-9	0	0
OBV	42	Dolgoročna	852	37	813	0	743	-2	-2	74	0
OBV	5	Delnice in drug lastniški kapital	394	-101	197	0	106	-1	-4	96	156
OBV	511	Delnice, ki kotirajo	3	-56	58	0	54	11	-1	-7	0
OBV	512	Delnice, ki ne kotirajo	187	-2	28	0	23	-4	1	8	160
OBV	513	Drug lastniški kapital	27	-3	27	0	27	0	0	0	0
OBV	52	Delnice/enote investicijskih skladov	177	-39	84	0	1	-7	-3	94	-4
OBV	6	Zavarovalno tehnične rezervacije	406	47	12	0	5	-1	0	7	-4
OBV	611	Rezervacije iz življenjskih zavarovanj	200	0	0	0	0	0	0	0	0
OBV	612	Rezervacije iz pokojninskih zavarovanj	120	0	0	0	0	0	0	0	0
OBV	62	Druge tehnične rezervacije	86	47	12	0	5	-1	0	7	-4
OBV	7	Druge obveznosti	-29	-14	-20	-1	-3	-2	0	-14	19
OBV	71	Trgovinski krediti in avansi	-13	0	-7	-1	1	0	0	-7	-4
OBV	79	Drugo	-16	-14	-12	0	-4	-2	1	-7	23
NETO		**Neto finančna sredstva**	-703	750	0	-738	1.010	50	-8	-315	-665
			Gospodarstvo Slovenije/ *Total economy*	Nefinančne družbe/ *Non-financial corporations*	Finančne družbe/ *Financial corporations*	Centralna banka/ *Central Bank*	Druge denarne finančne institucije/ *Other monetary financial institutions*	Drugi finančni posredniki / *Other financial intermediaries*	Izvajalci pomožnih finančnih dejavnosti/ *Financial auxiliaries*	Zavarovalnice in pokojninski skladi/ *Insurance corporations and pension funds*	Država/ *General government*
			S1	S11	S12	S121	S122	S123	S124	S125	S13

S.12 - Financial corporations

Non-consolidated financial accounts - transactions 2009 B.1.2.2.

EUR millions

Institutional sectors												
S1311	S1313	S1314	S14	S15	S2	S21	S2111	S2112	S22	Financial instruments	Code	Item type
1.422	159	2	585	2	-224	137	299	-162	-361	**Financial assets**	F	FAS
0	0	0	0	0	0	-63	-63	0	63	Monetary gold and SDRs	1	FAS
0	0	0	0	0	-175	-25	103	-128	-151	Currency and deposits	2	FAS
0	0	0	0	0	5	0	0	0	5	Currency	21	FAS
0	0	0	0	0	-122	-115	-132	17	-8	Transferable deposits	22	FAS
0	0	0	0	0	-58	90	235	-145	-148	Other deposits	29	FAS
1.369	0	0	0	0	-257	40	133	-92	-297	Securities other than shares	3	FAS
663	0	0	0	0	182	177	148	30	5	Short-term	331	FAS
706	0	0	0	0	-379	-77	10	-87	-302	Long-term	332	FAS
0	0	0	0	0	-59	-60	-25	-35	0	Financial derivatives	34	FAS
63	160	0	584	2	99	139	87	52	-40	Loans	4	FAS
-44	1	0	22	-2	-75	-74	-125	51	-1	Short-term	41	FAS
106	159	0	562	4	175	213	212	1	-38	Long-term	42	FAS
0	0	0	0	0	136	52	45	7	84	Shares and other equity	5	FAS
0	0	0	0	0	96	29	21	7	67	Quoted shares	511	FAS
0	0	0	0	0	-1	-1	-3	2	0	Unquoted shares	512	FAS
0	0	0	0	0	10	3	4	-1	8	Other equity	513	FAS
0	0	0	0	0	32	22	23	-1	9	Mutual funds shares	52	FAS
0	0	0	0	0	-6	-8	-1	-8	2	Insurance technical reserves	6	FAS
0	0	0	0	0	0	0	0	0	0	Life insurance reserves	611	FAS
0	0	0	0	0	0	0	0	0	0	Pension fund reserves	612	FAS
0	0	0	0	0	-6	-8	-1	-8	2	Other technical reserves	62	FAS
-9	-1	2	1	0	-21	2	-4	5	-23	Other accounts receivable	7	FAS
4	0	0	1	0	-25	-6	-6	0	-19	Trade credits and advances	71	FAS
-13	-1	2	0	0	4	8	2	6	-4	Other	79	FAS
2.260	-16	4	1.388	-13	-1.657	-2.013	-1.658	-355	356	**Liabilities**	F	LIA
2.064	-14	12	907	-13	-1.689	-1.768	-1.697	-71	79	Currency and deposits	2	LIA
-1	0	0	288	0	0	0	0	0	0	Currency	21	LIA
61	2	1	414	-8	-206	-220	-224	4	14	Transferable deposits	22	LIA
2.004	-17	11	205	-4	-1.484	-1.548	-1.473	-75	65	Other deposits	29	LIA
22	0	-9	0	0	1.559	1.381	1.206	176	178	Securities other than shares	3	LIA
0	0	0	-1	0	-93	-93	-93	0	0	Short-term	331	LIA
22	0	-9	2	0	1.740	1.561	1.342	219	179	Long-term	332	LIA
0	0	0	0	0	-88	-87	-43	-43	-1	Financial derivatives	34	LIA
0	0	0	3	-1	-1.539	-1.637	-1.160	-477	98	Loans	4	LIA
0	0	0	0	-1	-31	-55	-54	-1	24	Short-term	41	LIA
0	0	0	2	0	-1.508	-1.582	-1.106	-476	74	Long-term	42	LIA
157	0	0	142	-1	-5	12	6	6	-17	Shares and other equity	5	LIA
0	0	0	2	0	-3	4	1	4	-8	Quoted shares	511	LIA
160	0	0	1	0	37	47	44	3	-10	Unquoted shares	512	LIA
0	0	0	3	0	-38	-38	-38	0	0	Other equity	513	LIA
-3	0	-1	136	-1	-1	-1	0	-1	0	Mutual funds shares	52	LIA
-1	-2	-1	350	0	25	14	5	10	11	Insurance technical reserves	6	LIA
0	0	0	200	0	1	0	0	0	1	Life insurance reserves	611	LIA
0	0	0	120	0	0	0	0	0	0	Pension fund reserves	612	LIA
-1	-2	-1	30	0	24	14	4	10	10	Other technical reserves	62	LIA
18	0	1	-15	0	-8	-15	-17	2	7	Other accounts payable	7	LIA
-3	0	0	-2	0	1	1	0	0	1	Trade credits and advances	71	LIA
22	1	1	-13	0	-9	-16	-18	2	7	Other	79	LIA
-838	175	-2	-803	15	1.433	2.150	1.957	192	-717	**Net financial assets**		NETO
Centralna država/ *Central government*	Lokalna država/ *Local government*	Skladi socialne varnosti/ *Social security funds*	Gospodinjstva/ *Households*	Nepr. instit., ki opravljajo storitve za gospod./ *Non-profit institutions serving households*	Tujina/ *Rest of the world*	EU/ *European Union*	EMU/ *Members of the EMU*	Ostale članice EU/ *European Union, not EMU*	Ostali (izven EU)/ *Others (not EU)*			
S1311	S1313	S1314	S14	S15	S2	S21	S2111	S2112	S22			

B.1.2.2.

S.12 - finančne družbe

B.1.2.3. Nekonsolidirani finančni računi - vrednostne spremembe 2009

v mio EUR

B.1.2.3.

Vrsta post.	Oznaka	Finančni instrumenti	Institucionalni sektorji								
			S1	S11	S12	S121	S122	S123	S124	S125	S13
FSR	F	**Finančna sredstva**	-172	-287	-1	2	24	-13	-28	13	154
FSR	1	Monetarno zlato in SDR	0	0	0	0	0	0	0	0	0
FSR	2	Gotovina in vloge	13	0	13	0	13	0	0	0	0
FSR	21	Gotovina	0	0	0	0	0	0	0	0	0
FSR	22	Prenosljive vloge	1	0	1	0	1	0	0	0	0
FSR	29	Druge vloge	12	0	12	0	12	0	0	0	0
FSR	3	Vrednostni papirji razen delnic	146	-42	25	0	24	4	0	-2	162
FSR	331	Kratkoročni	-2	0	0	0	0	0	0	0	-2
FSR	332	Dolgoročni	164	-12	11	0	13	0	0	-2	164
FSR	34	Izvedeni finančni instrumenti	-16	-30	14	0	10	4	0	0	0
FSR	4	Posojila	-203	-121	-42	0	-20	-8	-15	0	-6
FSR	41	Kratkoročna	-48	-8	-31	0	0	-16	-14	0	-1
FSR	42	Dolgoročna	-155	-113	-12	0	-20	8	0	0	-5
FSR	5	Delnice in drug lastniški kapital	-123	-133	10	0	17	-9	-13	15	0
FSR	511	Delnice, ki kotirajo	-108	-52	-56	0	-11	-72	0	27	0
FSR	512	Delnice, ki ne kotirajo	-63	-57	-6	0	28	-16	-6	-12	0
FSR	513	Drug lastniški kapital	-63	-25	-38	0	0	-31	-7	0	0
FSR	52	Delnice/enote investicijskih skladov	110	0	110	0	0	110	0	0	0
FSR	6	Zavarovalno tehnične rezervacije	0	0	0	0	0	0	0	0	0
FSR	611	Rezervacije iz življenjskih zavarovanj	0	0	0	0	0	0	0	0	0
FSR	612	Rezervacije iz pokojninskih zavarovanj	0	0	0	0	0	0	0	0	0
FSR	62	Druge tehnične rezervacije	0	0	0	0	0	0	0	0	0
FSR	7	Druge terjatve	-5	9	-7	2	-10	0	0	1	-1
FSR	71	Trgovinski krediti in avansi	18	15	1	0	0	0	0	0	0
FSR	79	Drugo	-23	-5	-8	2	-10	0	0	0	-1
OBV	F	**Obveznosti**	788	-19	-1	3	22	-50	-34	59	376
OBV	2	Gotovina in vloge	47	17	13	3	6	1	0	3	-6
OBV	21	Gotovina	0	0	0	0	0	0	0	0	0
OBV	22	Prenosljive vloge	90	48	1	0	0	1	0	0	0
OBV	29	Druge vloge	-43	-31	12	3	6	0	0	3	-7
OBV	3	Vrednostni papirji razen delnic	24	-5	25	0	15	1	3	7	1
OBV	331	Kratkoročni	0	0	0	0	0	0	0	0	0
OBV	332	Dolgoročni	17	3	11	0	4	1	0	6	1
OBV	34	Izvedeni finančni instrumenti	7	-7	14	0	11	0	3	1	0
OBV	4	Posojila	-49	-9	-42	0	-28	-12	-3	0	3
OBV	41	Kratkoročna	-40	-9	-31	0	-16	-12	-3	0	0
OBV	42	Dolgoročna	-9	0	-12	0	-12	0	0	0	3
OBV	5	Delnice in drug lastniški kapital	600	-26	10	0	37	-41	-35	49	388
OBV	511	Delnice, ki kotirajo	61	-39	-56	0	3	-22	-22	-15	168
OBV	512	Delnice, ki ne kotirajo	48	20	-6	0	16	-7	-6	-8	44
OBV	513	Drug lastniški kapital	103	-34	-38	0	0	-31	-7	0	170
OBV	52	Delnice/enote investicijskih skladov	388	27	110	0	18	20	1	72	6
OBV	6	Zavarovalno tehnične rezervacije	177	1	0	0	0	0	0	0	0
OBV	611	Rezervacije iz življenjskih zavarovanj	132	0	0	0	0	0	0	0	0
OBV	612	Rezervacije iz pokojninskih zavarovanj	42	0	0	0	0	0	0	0	0
OBV	62	Druge tehnične rezervacije	3	1	0	0	0	0	0	0	0
OBV	7	Druge obveznosti	-11	2	-7	0	-8	0	0	1	-9
OBV	71	Trgovinski krediti in avansi	2	2	1	0	0	0	0	0	0
OBV	79	Drugo	-13	1	-8	0	-8	0	0	0	-8
NETO		**Neto finančna sredstva**	-961	-269	0	-1	2	37	7	-45	-222
			Gospodarstvo Slovenije/ *Total economy*	Nefinančne družbe/ *Non-financial corporations*	Finančne družbe/ *Financial corporations*	Centralna banka/ *Central Bank*	Druge denarne finančne institucije/ *Other monetary financial institutions*	Drugi finančni posredniki / *Other financial intermediaries*	Izvajalci pomožnih finančnih dejavnosti/ *Financial auxiliaries*	Zavarovalnice in pokojninski skladi/ *Insurance corporations and pension funds*	Država/ *General government*
			S1	S11	S12	S121	S122	S123	S124	S125	S13

S.12 - Financial corporations

Non-consolidated financial accounts - revaluation changes 2009 B.1.2.3.

EUR millions

Institutional sectors												
S1311	S1313	S1314	S14	S15	S2	S21	S2111	S2112	S22	Financial instruments	Code	Item type
154	2	-1	-38	0	534	136	71	65	398	**Financial assets**	F	FAS
0	0	0	0	0	222	0	0	0	222	Monetary gold and SDRs	1	FAS
0	0	0	0	0	0	-4	-6	3	4	Currency and deposits	2	FAS
0	0	0	0	0	0	0	0	0	0	Currency	21	FAS
0	0	0	0	0	21	7	3	3	14	Transferable deposits	22	FAS
0	0	0	0	0	-20	-10	-9	-1	-10	Other deposits	29	FAS
162	0	0	0	0	168	113	60	53	55	Securities other than shares	3	FAS
-2	0	0	0	0	-47	-47	-48	0	0	Short-term	331	FAS
164	0	0	0	0	159	100	86	13	59	Long-term	332	FAS
0	0	0	0	0	57	61	21	39	-4	Financial derivatives	34	FAS
-8	2	0	-33	0	2	-9	0	-9	11	Loans	4	FAS
-1	0	0	-8	0	-5	-7	-1	-7	2	Short-term	41	FAS
-7	2	0	-24	0	7	-2	1	-3	9	Long-term	42	FAS
0	0	0	0	0	147	35	15	20	112	Shares and other equity	5	FAS
0	0	0	0	0	220	114	87	27	106	Quoted shares	511	FAS
0	0	0	0	0	-181	-151	-145	-7	-29	Unquoted shares	512	FAS
0	0	0	0	0	7	2	3	-1	5	Other equity	513	FAS
0	0	0	0	0	101	70	69	1	31	Mutual funds shares	52	FAS
0	0	0	0	0	0	0	0	0	0	Insurance technical reserves	6	FAS
0	0	0	0	0	0	0	0	0	0	Life insurance reserves	611	FAS
0	0	0	0	0	0	0	0	0	0	Pension fund reserves	612	FAS
0	0	0	0	0	0	0	0	0	0	Other technical reserves	62	FAS
0	0	-1	-6	0	-6	0	2	-1	-6	Other accounts receivable	7	FAS
0	0	0	2	0	0	0	0	0	0	Trade credits and advances	71	FAS
0	0	-1	-8	0	-6	0	2	-1	-6	Other	79	FAS
286	1	89	430	1	-25	-36	-23	-12	11	**Liabilities**	F	LIA
-12	0	5	23	0	-1	-4	-5	0	4	Currency and deposits	2	LIA
0	0	0	0	0	0	0	0	0	0	Currency	21	LIA
0	0	0	40	0	2	1	1	0	1	Transferable deposits	22	LIA
-12	0	5	-17	0	-3	-5	-6	1	2	Other deposits	29	LIA
0	0	1	3	0	49	41	53	-12	8	Securities other than shares	3	LIA
0	0	0	0	0	-9	-9	-9	0	0	Short-term	331	LIA
0	0	1	3	0	3	-15	43	-59	18	Long-term	332	LIA
0	0	0	0	0	55	65	18	47	-10	Financial derivatives	34	LIA
3	0	0	-1	0	-43	-44	-44	-1	2	Loans	4	LIA
0	0	0	0	0	-4	-4	-4	-1	0	Short-term	41	LIA
3	0	0	0	0	-38	-40	-40	0	2	Long-term	42	LIA
304	1	83	226	1	-34	-32	-32	0	-2	Shares and other equity	5	LIA
90	0	78	-12	-1	-14	-16	-17	1	2	Quoted shares	511	LIA
39	0	5	-11	1	95	108	109	-1	-12	Unquoted shares	512	LIA
170	0	0	6	0	-120	-126	-126	0	6	Other equity	513	LIA
5	1	0	243	1	5	3	2	0	2	Mutual funds shares	52	LIA
0	0	0	176	0	0	0	0	0	0	Insurance technical reserves	6	LIA
0	0	0	132	0	0	0	0	0	0	Life insurance reserves	611	LIA
0	0	0	42	0	0	0	0	0	0	Pension fund reserves	612	LIA
0	0	0	2	0	0	0	0	0	0	Other technical reserves	62	LIA
-9	0	0	4	0	4	4	4	0	0	Other accounts payable	7	LIA
0	0	-1	0	0	1	1	1	0	0	Trade credits and advances	71	LIA
-9	0	1	3	0	3	3	3	0	0	Other	79	LIA
-133	1	-90	-468	-2	559	171	94	78	387	**Net financial assets**		NETO
Centralna država/ *Central government*	Lokalna država/ *Local government*	Skladi socialne varnosti/ *Social security funds*	Gospodinjstva/ *Households*	Nepr. instit., ki opravljajo storitve za gospod./ *Non-profit institutions serving households*	Tujina/ *Rest of the world*	EU/ *European Union*	EMU/ *Members of the EMU*	Ostale članice EU/ *European Union, not EMU*	Ostali (izven EU)/ *Others (not EU)*			
S1311	S1313	S1314	S14	S15	S2	S21	S2111	S2112	S22			

B.1.2.3.

S.12 - finančne družbe

B.1.2.4. Nekonsolidirani finančni računi - stanja 2009 (konec leta)

v mio EUR

B.1.2.4.

Vrsta post.	Oznaka	Finančni instrumenti	Institucionalni sektorji								
			S1	S11	S12	S121	S122	S123	S124	S125	S13
FSR	F	**Finančna sredstva**	57.658	27.524	14.156	1.515	8.580	3.286	162	613	5.915
FSR	1	Monetarno zlato in SDR	0	0	0	0	0	0	0	0	0
FSR	2	Gotovina in vloge	5.226	0	5.226	1.515	3.710	0	0	0	0
FSR	21	Gotovina	252	0	252	252	0	0	0	0	0
FSR	22	Prenosljive vloge	1.434	0	1.434	1.259	175	0	0	0	0
FSR	29	Druge vloge	3.539	0	3.539	4	3.536	0	0	0	0
FSR	3	Vrednostni papirji razen delnic	7.246	523	1.794	0	1.745	9	0	39	4.929
FSR	331	Kratkoročni	757	1	7	0	7	0	0	0	749
FSR	332	Dolgoročni	6.326	388	1.758	0	1.719	0	0	39	4.179
FSR	34	Izvedeni finančni instrumenti	162	133	29	0	19	9	0	0	0
FSR	4	Posojila	39.637	24.090	4.930	0	2.489	2.277	135	29	857
FSR	41	Kratkoročna	10.305	7.827	1.321	0	0	1.213	95	14	15
FSR	42	Dolgoročna	29.332	16.263	3.608	0	2.489	1.064	40	15	842
FSR	5	Delnice in drug lastniški kapital	4.277	2.374	1.903	0	615	985	21	282	0
FSR	511	Delnice, ki kotirajo	1.806	1.368	438	0	230	97	0	111	0
FSR	512	Delnice, ki ne kotirajo	1.326	727	599	0	384	36	14	165	0
FSR	513	Drug lastniški kapital	463	279	184	0	0	172	7	5	0
FSR	52	Delnice/enote investicijskih skladov	681	0	681	0	1	681	0	0	0
FSR	6	Zavarovalno tehnične rezervacije	230	0	230	0	0	0	0	230	0
FSR	611	Rezervacije iz življenjskih zavarovanj	0	0	0	0	0	0	0	0	0
FSR	612	Rezervacije iz pokojninskih zavarovanj	0	0	0	0	0	0	0	0	0
FSR	62	Druge tehnične rezervacije	230	0	230	0	0	0	0	230	0
FSR	7	Druge terjatve	1.043	537	74	0	20	14	6	33	129
FSR	71	Trgovinski krediti in avansi	564	294	33	0	4	1	4	25	8
FSR	79	Drugo	479	242	41	0	16	13	3	8	121
OBV	F	**Obveznosti**	51.807	6.454	14.156	2.188	8.512	946	130	2.379	7.079
OBV	2	Gotovina in vloge	30.912	3.855	5.226	2.117	1.993	319	66	732	4.333
OBV	21	Gotovina	3.496	70	252	2	248	1	1	0	4
OBV	22	Prenosljive vloge	8.696	1.429	1.434	0	1.263	117	36	18	206
OBV	29	Druge vloge	18.719	2.356	3.539	2.115	482	201	29	713	4.122
OBV	3	Vrednostni papirji razen delnic	2.096	136	1.794	71	1.090	80	4	549	110
OBV	331	Kratkoročni	14	7	7	0	5	2	0	0	0
OBV	332	Dolgoročni	2.020	96	1.758	71	1.061	77	1	548	110
OBV	34	Izvedeni finančni instrumenti	62	33	29	0	24	1	3	1	0
OBV	4	Posojila	5.218	231	4.930	0	4.784	54	7	83	3
OBV	41	Kratkoročna	1.535	181	1.321	0	1.264	50	6	2	0
OBV	42	Dolgoročna	3.683	50	3.608	0	3.521	5	1	82	3
OBV	5	Delnice in drug lastniški kapital	8.236	1.507	1.903	0	584	483	43	793	2.285
OBV	511	Delnice, ki kotirajo	1.617	396	438	0	110	187	11	130	556
OBV	512	Delnice, ki ne kotirajo	2.569	861	599	0	265	143	21	170	1.018
OBV	513	Drug lastniški kapital	1.034	72	184	0	126	38	3	17	686
OBV	52	Delnice/enote investicijskih skladov	3.016	179	681	0	82	116	7	476	25
OBV	6	Zavarovalno tehnične rezervacije	4.507	450	230	0	41	1	0	188	10
OBV	611	Rezervacije iz življenjskih zavarovanj	1.972	0	0	0	0	0	0	0	0
OBV	612	Rezervacije iz pokojninskih zavarovanj	1.094	0	0	0	0	0	0	0	0
OBV	62	Druge tehnične rezervacije	1.441	450	230	0	41	1	0	188	10
OBV	7	Druge obveznosti	839	274	74	0	20	8	10	35	338
OBV	71	Trgovinski krediti in avansi	288	192	33	0	3	1	3	27	23
OBV	79	Drugo	551	82	41	0	17	7	7	8	315
NETO		**Neto finančna sredstva**	5.851	21.070	0	-673	68	2.340	32	-1.767	-1.164
			Gospodarstvo Slovenije/ *Total economy*	Nefinančne družbe/ *Non-financial corporations*	Finančne družbe/ *Financial corporations*	Centralna banka/ *Central Bank*	Druge denarne finančne institucije/ *Other monetary financial institutions*	Drugi finančni posredniki / *Other financial intermediaries*	Izvajalci pomožnih finančnih dejavnosti/ *Financial auxiliaries*	Zavarovalnice in pokojninski skladi/ *Insurance corporations and pension funds*	Država/ *General government*
			S1	S11	S12	S121	S122	S123	S124	S125	S13

S.12 - Financial corporations

Non-consolidated financial accounts - outstanding amounts 2009 (end of year) B.1.2.4.

EUR millions

Institutional sectors												
S1311	S1313	S1314	S14	S15	S2	S21	S2111	S2112	S22	Financial instruments	Code	Item type
5.481	423	10	9.999	65	21.616	15.020	13.482	1.538	6.596	**Financial assets**	F	FAS
0	0	0	0	0	294	0	0	0	294	Monetary gold and SDRs	1	FAS
0	0	0	0	0	5.911	5.248	4.875	373	663	Currency and deposits	2	FAS
0	0	0	0	0	19	2	0	2	18	Currency	21	FAS
0	0	0	0	0	256	192	154	38	64	Transferable deposits	22	FAS
0	0	0	0	0	5.635	5.053	4.720	333	582	Other deposits	29	FAS
4.929	0	0	0	0	9.167	7.886	7.113	773	1.281	Securities other than shares	3	FAS
749	0	0	0	0	1.192	1.186	1.156	30	6	Short-term	331	FAS
4.179	0	0	0	0	7.900	6.636	5.917	719	1.264	Long-term	332	FAS
0	0	0	0	0	75	64	40	24	11	Financial derivatives	34	FAS
438	417	3	9.696	64	3.595	729	530	199	2.866	Loans	4	FAS
3	13	0	1.127	15	1.106	243	155	88	863	Short-term	41	FAS
435	404	3	8.570	49	2.489	486	375	112	2.003	Long-term	42	FAS
0	0	0	0	0	2.417	1.065	889	177	1.352	Shares and other equity	5	FAS
0	0	0	0	0	1.389	496	386	111	893	Quoted shares	511	FAS
0	0	0	0	0	402	143	95	48	260	Unquoted shares	512	FAS
0	0	0	0	0	130	70	65	4	60	Other equity	513	FAS
0	0	0	0	0	496	356	343	14	140	Mutual funds shares	52	FAS
0	0	0	0	0	30	26	19	7	4	Insurance technical reserves	6	FAS
0	0	0	0	0	0	0	0	0	0	Life insurance reserves	611	FAS
0	0	0	0	0	0	0	0	0	0	Pension fund reserves	612	FAS
0	0	0	0	0	30	26	19	7	4	Other technical reserves	62	FAS
115	6	8	302	1	202	66	56	10	136	Other accounts receivable	7	FAS
7	1	0	228	0	9	5	4	2	3	Trade credits and advances	71	FAS
108	5	7	74	1	193	61	53	8	133	Other	79	FAS
6.273	364	442	23.784	335	26.260	25.008	23.233	1.775	1.252	**Liabilities**	F	LIA
3.874	350	108	17.183	315	8.489	8.032	7.961	71	457	Currency and deposits	2	LIA
0	4	0	3.170	0	0	0	0	0	0	Currency	21	LIA
91	111	4	5.493	134	3.598	3.433	3.406	28	164	Transferable deposits	22	LIA
3.783	235	104	8.520	182	4.891	4.599	4.555	44	293	Other deposits	29	LIA
70	0	40	55	0	2.241	2.012	1.659	353	229	Securities other than shares	3	LIA
0	0	0	0	0	0	0	0	0	0	Short-term	331	LIA
70	0	40	55	0	2.049	1.844	1.537	307	205	Long-term	332	LIA
0	0	0	0	0	192	168	123	46	24	Financial derivatives	34	LIA
3	0	0	54	0	13.290	12.828	11.523	1.305	462	Loans	4	LIA
0	0	0	32	0	301	276	274	2	25	Short-term	41	LIA
3	0	0	22	0	12.989	12.552	11.249	1.303	437	Long-term	42	LIA
1.997	11	277	2.524	18	2.053	2.010	1.992	18	43	Shares and other equity	5	LIA
342	0	214	226	1	141	132	123	10	8	Quoted shares	511	LIA
951	6	61	80	11	1.641	1.630	1.623	7	10	Unquoted shares	512	LIA
686	0	0	93	0	254	238	238	0	16	Other equity	513	LIA
18	5	2	2.125	6	18	9	8	1	8	Mutual funds shares	52	LIA
7	0	3	3.817	1	98	62	39	23	36	Insurance technical reserves	6	LIA
0	0	0	1.972	0	3	1	0	0	2	Life insurance reserves	611	LIA
0	0	0	1.094	0	2	0	0	0	2	Pension fund reserves	612	LIA
7	0	3	751	1	92	61	38	23	31	Other technical reserves	62	LIA
322	2	14	152	1	89	64	59	5	24	Other accounts payable	7	LIA
19	0	4	39	0	55	53	51	1	3	Trade credits and advances	71	LIA
303	2	11	113	1	33	12	8	3	22	Other	79	LIA
-791	59	-432	-13.785	-271	-4.644	-9.988	-9.751	-237	5.344	**Net financial assets**		NETO
Centralna država/ *Central government*	Lokalna država/ *Local government*	Skladi socialne varnosti/ *Social security funds*	Gospodinjstva/ *Households*	Nepr. instit., ki opravljajo storitve za gospod./ *Non-profit institutions serving households*	Tujina/ *Rest of the world*	EU/ *European Union*	EMU/ *Members of the EMU*	Ostale članice EU/ *European Union, not EMU*	Ostali (izven EU)/ *Others (not EU)*			
S1311	S1313	S1314	S14	S15	S2	S21	S2111	S2112	S22			

B.1.2.4.

S.122 - druge denarne finančne institucije

B.1.3.1. Nekonsolidirani finančni računi - stanja 2008 (konec leta)

v mio EUR

B.1.3.1.

Vrsta post.	Oznaka	Finančni instrumenti	Institucionalni sektorji								
			S1	S11	S12	S121	S122	S123	S124	S125	S13
FSR	F	**Finančna sredstva**	39.049	21.684	6.972	1.255	2.837	2.509	168	202	2.455
FSR	1	Monetarno zlato in SDR	0	0	0	0	0	0	0	0	0
FSR	2	Gotovina in vloge	1.603	0	1.603	1.255	348	0	0	0	0
FSR	21	Gotovina	261	0	261	261	0	0	0	0	0
FSR	22	Prenosljive vloge	1.010	0	1.010	994	16	0	0	0	0
FSR	29	Druge vloge	332	0	332	0	332	0	0	0	0
FSR	3	Vrednostni papirji razen delnic	3.002	394	696	0	672	5	0	19	1.912
FSR	331	Kratkoročni	67	0	5	0	5	0	0	0	63
FSR	332	Dolgoročni	2.734	203	683	0	664	0	0	19	1.848
FSR	34	Izvedeni finančni instrumenti	201	192	9	0	3	5	0	0	0
FSR	4	Posojila	33.286	20.704	4.164	0	1.618	2.328	164	54	511
FSR	41	Kratkoročna	11.268	8.772	1.375	0	0	1.190	132	53	57
FSR	42	Dolgoročna	22.018	11.932	2.789	0	1.618	1.139	32	0	453
FSR	5	Delnice in drug lastniški kapital	986	545	441	0	170	174	4	94	0
FSR	511	Delnice, ki kotirajo	319	266	53	0	4	17	0	32	0
FSR	512	Delnice, ki ne kotirajo	420	194	227	0	166	0	3	57	0
FSR	513	Drug lastniški kapital	184	85	99	0	0	93	1	5	0
FSR	52	Delnice/enote investicijskih skladov	63	0	63	0	0	63	0	0	0
FSR	6	Zavarovalno tehnične rezervacije	36	0	36	0	0	0	0	36	0
FSR	611	Rezervacije iz življenjskih zavarovanj	0	0	0	0	0	0	0	0	0
FSR	612	Rezervacije iz pokojninskih zavarovanj	0	0	0	0	0	0	0	0	0
FSR	62	Druge tehnične rezervacije	36	0	36	0	0	0	0	36	0
FSR	7	Druge terjatve	136	41	31	0	28	2	1	0	33
FSR	71	Trgovinski krediti in avansi	6	3	2	0	2	0	0	0	0
FSR	79	Drugo	130	38	29	0	27	1	1	0	33
OBV	F	**Obveznosti**	27.837	4.777	6.027	1.231	2.837	606	56	1.297	3.109
OBV	2	Gotovina in vloge	21.891	3.677	2.622	1.230	348	321	37	687	1.893
OBV	21	Gotovina	0	0	0	0	0	0	0	0	0
OBV	22	Prenosljive vloge	6.694	1.267	133	0	16	90	10	17	113
OBV	29	Druge vloge	15.197	2.410	2.490	1.230	332	230	28	670	1.780
OBV	3	Vrednostni papirji razen delnic	1.493	155	1.202	0	672	106	3	421	88
OBV	331	Kratkoročni	6	0	5	0	5	0	0	1	0
OBV	332	Dolgoročni	1.434	107	1.192	0	664	105	3	420	88
OBV	34	Izvedeni finančni instrumenti	54	48	5	0	3	2	0	0	0
OBV	4	Posojila	1.626	0	1.626	0	1.618	0	1	6	0
OBV	41	Kratkoročna	0	0	0	0	0	0	0	0	0
OBV	42	Dolgoročna	1.626	0	1.626	0	1.618	0	1	6	0
OBV	5	Delnice in drug lastniški kapital	2.506	866	543	0	170	178	14	181	951
OBV	511	Delnice, ki kotirajo	668	256	202	0	4	80	2	116	138
OBV	512	Delnice, ki ne kotirajo	1.820	610	341	0	166	98	12	64	813
OBV	513	Drug lastniški kapital	0	0	0	0	0	0	0	0	0
OBV	52	Delnice/enote investicijskih skladov	17	1	1	0	0	0	0	1	0
OBV	6	Zavarovalno tehnične rezervacije	0	0	0	0	0	0	0	0	0
OBV	611	Rezervacije iz življenjskih zavarovanj	0	0	0	0	0	0	0	0	0
OBV	612	Rezervacije iz pokojninskih zavarovanj	0	0	0	0	0	0	0	0	0
OBV	62	Druge tehnične rezervacije	0	0	0	0	0	0	0	0	0
OBV	7	Druge obveznosti	321	78	34	1	28	1	1	3	178
OBV	71	Trgovinski krediti in avansi	35	31	3	1	2	0	0	0	0
OBV	79	Drugo	286	47	31	0	27	1	0	2	178
NETO		**Neto finančna sredstva**	11.212	16.907	945	25	0	1.903	113	-1.095	-654
			Gospodarstvo Slovenije/ *Total economy*	Nefinančne družbe/ *Non-financial corporations*	Finančne družbe/ *Financial corporations*	Centralna banka/ *Central Bank*	Druge denarne finančne institucije/ *Other monetary financial institutions*	Drugi finančni posredniki / *Other financial intermediaries*	Izvajalci pomožnih finančnih dejavnosti/ *Financial auxiliaries*	Zavarovalnice in pokojninski skladi/ *Insurance corporations and pension funds*	Država/ *General government*
			S1	S11	S12	S121	S122	S123	S124	S125	S13

S.122 - Other monetary financial institutions

Non-consolidated financial accounts - outstanding amounts 2008 (end of year) B.1.3.1.

EUR millions

Institutional sectors												
S1311	S1313	S1314	S14	S15	S2	S21	S2111	S2112	S22	Financial instruments	Code	Item type
2.243	213	0	7.883	55	9.662	5.619	5.029	590	4.043	**Financial assets**	F	FAS
0	0	0	0	0	0	0	0	0	0	Monetary gold and SDRs	1	FAS
0	0	0	0	0	2.412	1.646	1.477	170	766	Currency and deposits	2	FAS
0	0	0	0	0	14	2	0	2	12	Currency	21	FAS
0	0	0	0	0	351	298	280	17	54	Transferable deposits	22	FAS
0	0	0	0	0	2.047	1.347	1.196	151	700	Other deposits	29	FAS
1.912	0	0	0	0	3.730	3.480	3.226	254	250	Securities other than shares	3	FAS
63	0	0	0	0	1.046	1.046	1.046	0	0	Short-term	331	FAS
1.848	0	0	0	0	2.624	2.389	2.149	240	235	Long-term	332	FAS
0	0	0	0	0	60	45	31	14	15	Financial derivatives	34	FAS
299	212	0	7.852	55	2.893	340	203	137	2.552	Loans	4	FAS
46	11	0	1.048	15	840	89	56	33	751	Short-term	41	FAS
253	201	0	6.803	40	2.053	252	147	105	1.801	Long-term	42	FAS
0	0	0	0	0	588	144	118	26	444	Shares and other equity	5	FAS
0	0	0	0	0	247	14	13	1	233	Quoted shares	511	FAS
0	0	0	0	0	315	127	102	25	188	Unquoted shares	512	FAS
0	0	0	0	0	22	3	3	0	19	Other equity	513	FAS
0	0	0	0	0	3	0	0	0	3	Mutual funds shares	52	FAS
0	0	0	0	0	0	0	0	0	0	Insurance technical reserves	6	FAS
0	0	0	0	0	0	0	0	0	0	Life insurance reserves	611	FAS
0	0	0	0	0	0	0	0	0	0	Pension fund reserves	612	FAS
0	0	0	0	0	0	0	0	0	0	Other technical reserves	62	FAS
32	1	0	31	0	39	8	5	3	31	Other accounts receivable	7	FAS
0	0	0	1	0	1	0	0	0	1	Trade credits and advances	71	FAS
32	1	0	30	0	38	8	5	3	31	Other	79	FAS
2.543	361	205	13.585	339	19.447	18.668	16.605	2.063	779	**Liabilities**	F	LIA
1.448	355	91	13.372	328	6.576	6.201	6.093	109	375	Currency and deposits	2	LIA
0	0	0	0	0	0	0	0	0	0	Currency	21	LIA
8	103	3	5.039	142	232	83	59	24	149	Transferable deposits	22	LIA
1.440	252	88	8.332	186	6.345	6.119	6.033	85	226	Other deposits	29	LIA
46	0	42	47	0	620	576	398	178	43	Securities other than shares	3	LIA
0	0	0	1	0	102	102	102	0	0	Short-term	331	LIA
46	0	42	47	0	306	298	151	147	8	Long-term	332	LIA
0	0	0	0	0	211	176	145	31	35	Financial derivatives	34	LIA
0	0	0	0	0	10.842	10.499	8.728	1.771	343	Loans	4	LIA
0	0	0	0	0	0	0	0	0	0	Short-term	41	LIA
0	0	0	0	0	10.842	10.499	8.728	1.771	343	Long-term	42	LIA
877	6	67	135	10	1.400	1.386	1.381	5	14	Shares and other equity	5	LIA
126	0	12	72	0	22	15	10	5	6	Quoted shares	511	LIA
752	6	55	47	10	1.379	1.371	1.371	0	8	Unquoted shares	512	LIA
0	0	0	0	0	0	0	0	0	0	Other equity	513	LIA
0	0	0	16	0	0	0	0	0	0	Mutual funds shares	52	LIA
0	0	0	0	0	0	0	0	0	0	Insurance technical reserves	6	LIA
0	0	0	0	0	0	0	0	0	0	Life insurance reserves	611	LIA
0	0	0	0	0	0	0	0	0	0	Pension fund reserves	612	LIA
0	0	0	0	0	0	0	0	0	0	Other technical reserves	62	LIA
172	0	5	31	0	9	6	5	1	3	Other accounts payable	7	LIA
0	0	0	1	0	4	3	2	1	1	Trade credits and advances	71	LIA
172	0	5	30	0	5	3	3	0	2	Other	79	LIA
-300	-149	-205	-5.702	-284	-9.785	-13.049	-11.576	-1.473	3.264	**Net financial assets**		NETO
Centralna država/ *Central government*	Lokalna država/ *Local government*	Skladi socialne varnosti/ *Social security funds*	Gospodinjstva/ *Households*	Nepr. instit., ki opravljajo storitve za gospod./ *Non-profit institutions serving households*	Tujina/ *Rest of the world*	EU/ *European Union*	EMU/ *Members of the EMU*	Ostale članice EU/ *European Union, not EMU*	Ostali (izven EU)/ *Others (not EU)*			
S1311	S1313	S1314	S14	S15	S2	S21	S2111	S2112	S22			

B.1.3.1.

S.122 - druge denarne finančne institucije

B.1.3.2. Nekonsolidirani finančni računi - transakcije 2009

v mio EUR

B.1.3.2.

Vrsta post.	Oznaka	Finančni instrumenti	Institucionalni sektorji S1	S11	S12	S121	S122	S123	S124	S125	S13
FSR	F	**Finančna sredstva**	4.055	499	1.519	225	1.399	-47	-42	-15	1.447
FSR	1	Monetarno zlato in SDR	0	0	0	0	0	0	0	0	0
FSR	2	Gotovina in vloge	384	0	384	226	157	0	0	0	0
FSR	21	Gotovina	-13	0	-13	-13	0	0	0	0	0
FSR	22	Prenosljive vloge	252	0	252	240	13	0	0	0	0
FSR	29	Druge vloge	145	0	145	0	145	0	0	0	0
FSR	3	Vrednostni papirji razen delnic	1.566	-9	379	0	381	0	0	-2	1.196
FSR	331	Kratkoročni	685	0	1	0	1	0	0	0	684
FSR	332	Dolgoročni	906	20	375	0	377	0	0	-2	512
FSR	34	Izvedeni finančni instrumenti	-24	-29	4	0	4	0	0	0	0
FSR	4	Posojila	1.680	211	648	0	812	-95	-41	-27	233
FSR	41	Kratkoročna	-1.478	-1.347	-95	0	0	-8	-47	-40	-42
FSR	42	Dolgoročna	3.158	1.559	743	0	812	-87	5	13	275
FSR	5	Delnice in drug lastniški kapital	331	225	106	0	54	43	0	9	0
FSR	511	Delnice, ki kotirajo	309	255	54	0	38	15	0	1	0
FSR	512	Delnice, ki ne kotirajo	-1	-24	23	0	16	0	0	8	0
FSR	513	Drug lastniški kapital	21	-6	27	0	0	27	0	0	0
FSR	52	Delnice/enote investicijskih skladov	1	0	1	0	0	1	0	0	0
FSR	6	Zavarovalno tehnične rezervacije	5	0	5	0	0	0	0	5	0
FSR	611	Rezervacije iz življenjskih zavarovanj	0	0	0	0	0	0	0	0	0
FSR	612	Rezervacije iz pokojninskih zavarovanj	0	0	0	0	0	0	0	0	0
FSR	62	Druge tehnične rezervacije	5	0	5	0	0	0	0	5	0
FSR	7	Druge terjatve	90	72	-3	-1	-5	5	-1	0	18
FSR	71	Trgovinski krediti in avansi	12	11	1	0	1	0	0	0	0
FSR	79	Drugo	79	61	-4	-1	-6	5	-1	0	18
OBV	F	**Obveznosti**	5.386	-1	2.529	952	1.399	-31	-4	214	2.258
OBV	2	Gotovina in vloge	3.832	91	1.075	882	157	-4	-2	42	2.060
OBV	21	Gotovina	0	0	0	0	0	0	0	0	0
OBV	22	Prenosljive vloge	622	114	41	0	13	25	1	2	62
OBV	29	Druge vloge	3.210	-23	1.034	882	145	-30	-3	41	1.998
OBV	3	Vrednostni papirji razen delnic	503	-30	520	71	381	-33	-2	102	14
OBV	331	Kratkoročni	1	0	2	0	1	2	0	-1	0
OBV	332	Dolgoročni	507	-22	514	71	377	-35	-2	102	14
OBV	34	Izvedeni finančni instrumenti	-4	-8	4	0	4	0	0	0	0
OBV	4	Posojila	884	0	884	0	812	0	-1	73	0
OBV	41	Kratkoročna	0	0	0	0	0	0	0	0	0
OBV	42	Dolgoročna	884	0	884	0	812	0	-1	73	0
OBV	5	Delnice in drug lastniški kapital	154	-51	55	0	54	6	-1	-4	160
OBV	511	Delnice, ki kotirajo	0	-41	39	0	38	8	-1	-6	0
OBV	512	Delnice, ki ne kotirajo	158	-11	15	0	16	-2	0	2	160
OBV	513	Drug lastniški kapital	0	0	0	0	0	0	0	0	0
OBV	52	Delnice/enote investicijskih skladov	-4	1	0	0	0	0	0	0	0
OBV	6	Zavarovalno tehnične rezervacije	0	0	0	0	0	0	0	0	0
OBV	611	Rezervacije iz življenjskih zavarovanj	0	0	0	0	0	0	0	0	0
OBV	612	Rezervacije iz pokojninskih zavarovanj	0	0	0	0	0	0	0	0	0
OBV	62	Druge tehnične rezervacije	0	0	0	0	0	0	0	0	0
OBV	7	Druge obveznosti	12	-10	-4	-1	-5	1	1	1	25
OBV	71	Trgovinski krediti in avansi	0	-1	1	-1	1	0	0	0	0
OBV	79	Drugo	12	-9	-5	0	-6	0	1	1	25
NETO		**Neto finančna sredstva**	-1.330	500	-1.010	-727	0	-16	-38	-229	-812
			Gospodarstvo Slovenije/ *Total economy*	Nefinančne družbe/ *Non-financial corporations*	Finančne družbe/ *Financial corporations*	Centralna banka/ *Central Bank*	Druge denarne finančne institucije/ *Other monetary financial institutions*	Drugi finančni posredniki / *Other financial intermediaries*	Izvajalci pomožnih finančnih dejavnosti/ *Financial auxiliaries*	Zavarovalnice in pokojninski skladi/ *Insurance corporations and pension funds*	Država/ *General government*
			S1	S11	S12	S121	S122	S123	S124	S125	S13

S.122 - Other monetary financial institutions

Non-consolidated financial accounts - transactions 2009 B.1.3.2.

EUR millions

Institutional sectors												
S1311	S1313	S1314	S14	S15	S2	S21	S2111	S2112	S22	Financial instruments	Code	Item type
1.281	164	1	588	3	305	499	429	69	-193	**Financial assets**	F	FAS
0	0	0	0	0	0	0	0	0	0	Monetary gold and SDRs	1	FAS
0	0	0	0	0	490	642	632	9	-152	Currency and deposits	2	FAS
0	0	0	0	0	5	0	0	1	5	Currency	21	FAS
0	0	0	0	0	-106	-112	-132	20	6	Transferable deposits	22	FAS
0	0	0	0	0	590	753	764	-11	-163	Other deposits	29	FAS
1.196	0	0	0	0	-337	-278	-287	9	-59	Securities other than shares	3	FAS
684	0	0	0	0	115	115	86	30	0	Short-term	331	FAS
512	0	0	0	0	-452	-393	-374	-19	-59	Long-term	332	FAS
0	0	0	0	0	0	-1	2	-2	0	Financial derivatives	34	FAS
69	163	0	584	3	99	130	82	48	-31	Loans	4	FAS
-43	1	0	7	-1	74	72	18	54	2	Short-term	41	FAS
113	162	0	578	4	25	58	64	-6	-33	Long-term	42	FAS
0	0	0	0	0	42	-7	-8	1	49	Shares and other equity	5	FAS
0	0	0	0	0	38	-6	-6	-1	44	Quoted shares	511	FAS
0	0	0	0	0	1	-1	-3	2	2	Unquoted shares	512	FAS
0	0	0	0	0	4	0	0	0	4	Other equity	513	FAS
0	0	0	0	0	0	0	0	0	0	Mutual funds shares	52	FAS
0	0	0	0	0	0	0	0	0	0	Insurance technical reserves	6	FAS
0	0	0	0	0	0	0	0	0	0	Life insurance reserves	611	FAS
0	0	0	0	0	0	0	0	0	0	Pension fund reserves	612	FAS
0	0	0	0	0	0	0	0	0	0	Other technical reserves	62	FAS
16	1	1	3	0	11	12	10	2	-1	Other accounts receivable	7	FAS
0	0	0	0	0	0	0	0	0	0	Trade credits and advances	71	FAS
16	1	1	3	0	11	12	10	2	-1	Other	79	FAS
2.272	-19	5	612	-13	-1.416	-1.750	-1.449	-301	335	**Liabilities**	F	LIA
2.067	-19	12	619	-13	-1.446	-1.525	-1.472	-53	79	Currency and deposits	2	LIA
0	0	0	0	0	0	0	0	0	0	Currency	21	LIA
63	-2	1	414	-8	19	5	1	4	14	Transferable deposits	22	LIA
2.004	-17	11	205	-4	-1.465	-1.530	-1.473	-57	65	Other deposits	29	LIA
22	0	-8	0	0	1.637	1.460	1.242	218	178	Securities other than shares	3	LIA
0	0	0	-1	0	-93	-93	-93	0	0	Short-term	331	LIA
22	0	-8	1	0	1.740	1.561	1.342	219	179	Long-term	332	LIA
0	0	0	0	0	-10	-8	-7	-1	-1	Financial derivatives	34	LIA
0	0	0	1	0	-1.629	-1.711	-1.240	-471	82	Loans	4	LIA
0	0	0	0	0	0	0	0	0	0	Short-term	41	LIA
0	0	0	1	0	-1.629	-1.711	-1.240	-471	82	Long-term	42	LIA
160	0	0	-9	0	31	36	30	5	-4	Shares and other equity	5	LIA
0	0	0	2	0	0	4	2	2	-4	Quoted shares	511	LIA
160	0	0	-7	0	32	32	29	3	0	Unquoted shares	512	LIA
0	0	0	0	0	0	0	0	0	0	Other equity	513	LIA
0	0	0	-4	0	0	0	0	0	0	Mutual funds shares	52	LIA
0	0	0	0	0	0	0	0	0	0	Insurance technical reserves	6	LIA
0	0	0	0	0	0	0	0	0	0	Life insurance reserves	611	LIA
0	0	0	0	0	0	0	0	0	0	Pension fund reserves	612	LIA
0	0	0	0	0	0	0	0	0	0	Other technical reserves	62	LIA
23	0	1	1	0	-10	-10	-10	0	0	Other accounts payable	7	LIA
0	0	0	0	0	0	0	0	0	0	Trade credits and advances	71	LIA
23	0	1	1	0	-10	-10	-10	0	0	Other	79	LIA
-990	182	-4	-24	16	1.721	2.249	1.879	370	-528	**Net financial assets**		NETO
Centralna država/ *Central government*	Lokalna država/ *Local government*	Skladi socialne varnosti/ *Social security funds*	Gospodinjstva/ *Households*	Nepr. instit., ki opravljajo storitve za gospod./ *Non-profit institutions serving households*	Tujina/ *Rest of the world*	EU/ *European Union*	EMU/ *Members of the EMU*	Ostale članice EU/ *European Union, not EMU*	Ostali (izven EU)/ *Others (not EU)*			
S1311	S1313	S1314	S14	S15	S2	S21	S2111	S2112	S22			

B.1.3.2.

S.122 - druge denarne finančne institucije

B.1.3.3. Nekonsolidirani finančni računi - vrednostne spremembe 2009

v mio EUR

B.1.3.3.

Vrsta post.	Oznaka	Finančni instrumenti	Institucionalni sektorji								
			S1	S11	S12	S121	S122	S123	S124	S125	S13
FSR	F	**Finančna sredstva**	78	-53	22	2	3	13	-9	13	124
FSR	1	Monetarno zlato in SDR	0	0	0	0	0	0	0	0	0
FSR	2	Gotovina in vloge	6	0	6	0	6	0	0	0	0
FSR	21	Gotovina	0	0	0	0	0	0	0	0	0
FSR	22	Prenosljive vloge	0	0	0	0	0	0	0	0	0
FSR	29	Druge vloge	6	0	6	0	6	0	0	0	0
FSR	3	Vrednostni papirji razen delnic	102	-37	15	0	12	4	0	-1	125
FSR	331	Kratkoročni	-2	0	0	0	0	0	0	0	-2
FSR	332	Dolgoročni	123	-8	4	0	5	0	0	-1	127
FSR	34	Izvedeni finančni instrumenti	-19	-30	11	0	7	4	0	0	0
FSR	4	Posojila	-54	-8	-28	0	-20	1	-9	0	-7
FSR	41	Kratkoročna	-5	18	-16	0	0	-7	-9	0	-1
FSR	42	Dolgoročna	-50	-25	-12	0	-20	8	0	0	-5
FSR	5	Delnice in drug lastniški kapital	32	-5	37	0	16	8	0	13	0
FSR	511	Delnice, ki kotirajo	-2	-5	3	0	0	-10	0	12	0
FSR	512	Delnice, ki ne kotirajo	12	-3	16	0	15	0	0	1	0
FSR	513	Drug lastniški kapital	4	4	0	0	0	0	0	0	0
FSR	52	Delnice/enote investicijskih skladov	18	0	18	0	0	18	0	0	0
FSR	6	Zavarovalno tehnične rezervacije	0	0	0	0	0	0	0	0	0
FSR	611	Rezervacije iz življenjskih zavarovanj	0	0	0	0	0	0	0	0	0
FSR	612	Rezervacije iz pokojninskih zavarovanj	0	0	0	0	0	0	0	0	0
FSR	62	Druge tehnične rezervacije	0	0	0	0	0	0	0	0	0
FSR	7	Druge terjatve	-8	-3	-8	2	-10	0	0	0	6
FSR	71	Trgovinski krediti in avansi	0	0	0	0	0	0	0	0	0
FSR	79	Drugo	-8	-3	-8	2	-10	0	0	0	6
OBV	F	**Obveznosti**	192	62	24	3	3	9	2	6	62
OBV	2	Gotovina in vloge	50	17	13	3	6	1	0	3	-3
OBV	21	Gotovina	0	0	0	0	0	0	0	0	0
OBV	22	Prenosljive vloge	90	48	1	0	0	1	0	0	0
OBV	29	Druge vloge	-39	-31	12	3	6	0	0	3	-3
OBV	3	Vrednostni papirji razen delnic	23	-4	24	0	12	1	3	8	1
OBV	331	Kratkoročni	0	0	0	0	0	0	0	0	0
OBV	332	Dolgoročni	20	3	13	0	5	1	0	7	1
OBV	34	Izvedeni finančni instrumenti	3	-7	10	0	7	0	3	1	0
OBV	4	Posojila	-16	0	-20	0	-20	0	0	0	3
OBV	41	Kratkoročna	0	0	0	0	0	0	0	0	0
OBV	42	Dolgoročna	-16	0	-20	0	-20	0	0	0	3
OBV	5	Delnice in drug lastniški kapital	149	49	17	0	16	7	0	-5	66
OBV	511	Delnice, ki kotirajo	-3	-24	-11	0	0	-2	0	-10	23
OBV	512	Delnice, ki ne kotirajo	151	73	28	0	15	9	-1	5	43
OBV	513	Drug lastniški kapital	0	0	0	0	0	0	0	0	0
OBV	52	Delnice/enote investicijskih skladov	0	0	0	0	0	0	0	0	0
OBV	6	Zavarovalno tehnične rezervacije	0	0	0	0	0	0	0	0	0
OBV	611	Rezervacije iz življenjskih zavarovanj	0	0	0	0	0	0	0	0	0
OBV	612	Rezervacije iz pokojninskih zavarovanj	0	0	0	0	0	0	0	0	0
OBV	62	Druge tehnične rezervacije	0	0	0	0	0	0	0	0	0
OBV	7	Druge obveznosti	-13	0	-10	0	-10	0	0	0	-6
OBV	71	Trgovinski krediti in avansi	0	0	0	0	0	0	0	0	0
OBV	79	Drugo	-13	0	-10	0	-10	0	0	0	-6
NETO		**Neto finančna sredstva**	-114	-114	-2	-1	0	4	-12	7	62
			Gospodarstvo Slovenije/ *Total economy*	Nefinančne družbe/ *Non-financial corporations*	Finančne družbe/ *Financial corporations*	Centralna banka/ *Central Bank*	Druge denarne finančne institucije/ *Other monetary financial institutions*	Drugi finančni posredniki / *Other financial intermediaries*	Izvajalci pomožnih finančnih dejavnosti/ *Financial auxiliaries*	Zavarovalnice in pokojninski skladi/ *Insurance corporations and pension funds*	Država/ *General government*
			S1	S11	S12	S121	S122	S123	S124	S125	S13

S.122 - Other monetary financial institutions

Non-consolidated financial accounts - revaluation changes 2009 B.1.3.3.

EUR millions

Institutional sectors												
S1311	S1313	S1314	S14	S15	S2	S21	S2111	S2112	S22	Financial instruments	Code	Item type
124	1	-1	-15	0	-87	-25	-41	16	-62	**Financial assets**	F	FAS
0	0	0	0	0	0	0	0	0	0	Monetary gold and SDRs	1	FAS
0	0	0	0	0	-10	-2	-2	0	-8	Currency and deposits	2	FAS
0	0	0	0	0	0	0	0	0	0	Currency	21	FAS
0	0	0	0	0	5	4	3	1	1	Transferable deposits	22	FAS
0	0	0	0	0	-16	-6	-5	-1	-10	Other deposits	29	FAS
125	0	0	0	0	27	20	-5	25	7	Securities other than shares	3	FAS
-2	0	0	0	0	-48	-48	-48	0	0	Short-term	331	FAS
127	0	0	0	0	62	51	38	13	11	Long-term	332	FAS
0	0	0	0	0	12	17	5	12	-4	Financial derivatives	34	FAS
-8	1	0	-12	0	10	-5	-1	-4	16	Loans	4	FAS
-1	0	0	-5	0	-1	-4	-2	-2	4	Short-term	41	FAS
-7	1	0	-7	0	11	-1	2	-3	12	Long-term	42	FAS
0	0	0	0	0	-111	-38	-33	-5	-73	Shares and other equity	5	FAS
0	0	0	0	0	-27	2	1	1	-29	Quoted shares	511	FAS
0	0	0	0	0	-83	-39	-34	-6	-44	Unquoted shares	512	FAS
0	0	0	0	0	-1	-1	-1	0	0	Other equity	513	FAS
0	0	0	0	0	0	0	0	0	0	Mutual funds shares	52	FAS
0	0	0	0	0	0	0	0	0	0	Insurance technical reserves	6	FAS
0	0	0	0	0	0	0	0	0	0	Life insurance reserves	611	FAS
0	0	0	0	0	0	0	0	0	0	Pension fund reserves	612	FAS
0	0	0	0	0	0	0	0	0	0	Other technical reserves	62	FAS
7	0	-1	-3	0	-3	0	0	0	-3	Other accounts receivable	7	FAS
0	0	0	0	0	0	0	0	0	0	Trade credits and advances	71	FAS
7	0	-1	-3	0	-3	0	0	0	-3	Other	79	FAS
48	1	13	43	1	87	72	119	-47	16	**Liabilities**	F	LIA
-8	0	5	23	0	-1	-5	-5	0	4	Currency and deposits	2	LIA
0	0	0	0	0	0	0	0	0	0	Currency	21	LIA
0	0	0	40	0	2	1	1	0	1	Transferable deposits	22	LIA
-8	0	5	-17	0	-3	-5	-6	0	2	Other deposits	29	LIA
0	0	1	2	0	-23	-31	17	-48	8	Securities other than shares	3	LIA
0	0	0	0	0	-9	-9	-9	0	0	Short-term	331	LIA
0	0	1	2	0	3	-15	43	-59	18	Long-term	332	LIA
0	0	0	0	0	-17	-7	-18	11	-10	Financial derivatives	34	LIA
3	0	0	0	0	6	4	4	0	2	Loans	4	LIA
0	0	0	0	0	0	0	0	0	0	Short-term	41	LIA
3	0	0	0	0	6	4	4	0	2	Long-term	42	LIA
59	0	7	16	0	96	93	92	1	3	Shares and other equity	5	LIA
21	0	2	10	0	2	1	0	1	1	Quoted shares	511	LIA
38	0	5	6	1	94	92	92	0	2	Unquoted shares	512	LIA
0	0	0	0	0	0	0	0	0	0	Other equity	513	LIA
0	0	0	0	0	0	0	0	0	0	Mutual funds shares	52	LIA
0	0	0	0	0	0	0	0	0	0	Insurance technical reserves	6	LIA
0	0	0	0	0	0	0	0	0	0	Life insurance reserves	611	LIA
0	0	0	0	0	0	0	0	0	0	Pension fund reserves	612	LIA
0	0	0	0	0	0	0	0	0	0	Other technical reserves	62	LIA
-6	0	0	2	0	10	10	10	0	0	Other accounts payable	7	LIA
0	0	0	0	0	0	0	0	0	0	Trade credits and advances	71	LIA
-6	0	0	2	0	10	10	10	0	0	Other	79	LIA
76	1	-15	-59	-1	-174	-97	-160	63	-77	**Net financial assets**		NETO
Centralna država/ *Central government*	Lokalna država/ *Local government*	Skladi socialne varnosti/ *Social security funds*	Gospodinjstva/ *Households*	Nepr. instit., ki opravljajo storitve za gospod./ *Non-profit institutions serving households*	Tujina/ *Rest of the world*	EU/ *European Union*	EMU/ *Members of the EMU*	Ostale članice EU/ *European Union, not EMU*	Ostali (izven EU)/ *Others (not EU)*			
S1311	S1313	S1314	S14	S15	S2	S21	S2111	S2112	S22			

B.1.3.3.

S.122 - druge denarne finančne institucije

B.1.3.4. Nekonsolidirani finančni računi - stanja 2009 (konec leta)

v mio EUR

B.1.3.4.

Vrsta post.	Oznaka	Finančni instrumenti	Institucionalni sektorji								
			S1	S11	S12	S121	S122	S123	S124	S125	S13
FSR	F	**Finančna sredstva**	43.183	22.131	8.512	1.482	4.239	2.475	117	200	4.026
FSR	1	Monetarno zlato in SDR	0	0	0	0	0	0	0	0	0
FSR	2	Gotovina in vloge	1.993	0	1.993	1.482	511	0	0	0	0
FSR	21	Gotovina	248	0	248	248	0	0	0	0	0
FSR	22	Prenosljive vloge	1.263	0	1.263	1.234	29	0	0	0	0
FSR	29	Druge vloge	482	0	482	0	482	0	0	0	0
FSR	3	Vrednostni papirji razen delnic	4.670	348	1.090	0	1.065	9	0	15	3.232
FSR	331	Kratkoročni	750	0	5	0	5	0	0	0	745
FSR	332	Dolgoročni	3.763	215	1.061	0	1.046	0	0	15	2.487
FSR	34	Izvedeni finančni instrumenti	157	133	24	0	14	9	0	0	0
FSR	4	Posojila	34.911	20.908	4.784	0	2.410	2.234	113	27	737
FSR	41	Kratkoročna	9.785	7.443	1.264	0	0	1.175	76	14	14
FSR	42	Dolgoročna	25.127	13.465	3.521	0	2.410	1.059	38	14	722
FSR	5	Delnice in drug lastniški kapital	1.349	765	584	0	240	225	3	116	0
FSR	511	Delnice, ki kotirajo	626	516	110	0	42	23	0	45	0
FSR	512	Delnice, ki ne kotirajo	432	166	265	0	198	0	2	65	0
FSR	513	Drug lastniški kapital	209	83	126	0	0	120	1	5	0
FSR	52	Delnice/enote investicijskih skladov	82	0	82	0	0	82	0	0	0
FSR	6	Zavarovalno tehnične rezervacije	41	0	41	0	0	0	0	41	0
FSR	611	Rezervacije iz življenjskih zavarovanj	0	0	0	0	0	0	0	0	0
FSR	612	Rezervacije iz pokojninskih zavarovanj	0	0	0	0	0	0	0	0	0
FSR	62	Druge tehnične rezervacije	41	0	41	0	0	0	0	41	0
FSR	7	Druge terjatve	218	110	20	0	13	6	0	0	57
FSR	71	Trgovinski krediti in avansi	18	14	3	0	3	0	0	0	0
FSR	79	Drugo	201	95	17	0	10	6	0	0	57
OBV	F	**Obveznosti**	33.415	4.838	8.580	2.186	4.239	584	54	1.517	5.430
OBV	2	Gotovina in vloge	25.774	3.785	3.710	2.115	511	318	36	732	3.950
OBV	21	Gotovina	0	0	0	0	0	0	0	0	0
OBV	22	Prenosljive vloge	7.406	1.429	175	0	29	117	11	18	176
OBV	29	Druge vloge	18.368	2.356	3.536	2.115	482	201	25	713	3.775
OBV	3	Vrednostni papirji razen delnic	2.019	121	1.745	71	1.065	74	4	531	102
OBV	331	Kratkoročni	7	0	7	0	5	2	0	0	0
OBV	332	Dolgoročni	1.960	88	1.719	71	1.046	71	1	530	102
OBV	34	Izvedeni finančni instrumenti	52	33	19	0	14	1	3	1	0
OBV	4	Posojila	2.494	0	2.489	0	2.410	0	0	79	3
OBV	41	Kratkoročna	0	0	0	0	0	0	0	0	0
OBV	42	Dolgoročna	2.494	0	2.489	0	2.410	0	0	79	3
OBV	5	Delnice in drug lastniški kapital	2.809	863	615	0	240	191	13	171	1.177
OBV	511	Delnice, ki kotirajo	666	191	230	0	42	86	2	100	161
OBV	512	Delnice, ki ne kotirajo	2.129	671	384	0	198	105	11	71	1.016
OBV	513	Drug lastniški kapital	0	0	0	0	0	0	0	0	0
OBV	52	Delnice/enote investicijskih skladov	14	1	1	0	0	0	0	1	0
OBV	6	Zavarovalno tehnične rezervacije	0	0	0	0	0	0	0	0	0
OBV	611	Rezervacije iz življenjskih zavarovanj	0	0	0	0	0	0	0	0	0
OBV	612	Rezervacije iz pokojninskih zavarovanj	0	0	0	0	0	0	0	0	0
OBV	62	Druge tehnične rezervacije	0	0	0	0	0	0	0	0	0
OBV	7	Druge obveznosti	319	68	20	0	13	2	1	3	197
OBV	71	Trgovinski krediti in avansi	35	30	4	0	3	0	0	0	0
OBV	79	Drugo	285	38	16	0	10	2	1	3	197
NETO		**Neto finančna sredstva**	9.768	17.293	-68	-704	0	1.890	63	-1.317	-1.404
			Gospodarstvo Slovenije/ *Total economy*	Nefinančne družbe/ *Non-financial corporations*	Finančne družbe/ *Financial corporations*	Centralna banka/ *Central Bank*	Druge denarne finančne institucije/ *Other monetary financial institutions*	Drugi finančni posredniki / *Other financial intermediaries*	Izvajalci pomožnih finančnih dejavnosti/ *Financial auxiliaries*	Zavarovalnice in pokojninski skladi/ *Insurance corporations and pension funds*	Država/ *General government*
			S1	S11	S12	S121	S122	S123	S124	S125	S13

S.122 - Other monetary financial institutions

Non-consolidated financial accounts - outstanding amounts 2009 (end of year) B.1.3.4.

EUR millions

Institutional sectors												
S1311	S1313	S1314	S14	S15	S2	S21	S2111	S2112	S22	Financial instruments	Code	Item type
3.648	378	0	8.455	58	9.881	6.092	5.417	675	3.788	**Financial assets**	F	FAS
0	0	0	0	0	0	0	0	0	0	Monetary gold and SDRs	1	FAS
0	0	0	0	0	2.891	2.286	2.107	179	605	Currency and deposits	2	FAS
0	0	0	0	0	19	2	0	2	17	Currency	21	FAS
0	0	0	0	0	251	190	152	38	61	Transferable deposits	22	FAS
0	0	0	0	0	2.621	2.094	1.955	139	527	Other deposits	29	FAS
3.232	0	0	0	0	3.420	3.222	2.934	288	198	Securities other than shares	3	FAS
745	0	0	0	0	1.113	1.113	1.083	30	0	Short-term	331	FAS
2.487	0	0	0	0	2.234	2.047	1.813	234	187	Long-term	332	FAS
0	0	0	0	0	72	61	38	24	11	Financial derivatives	34	FAS
360	376	0	8.424	58	3.002	465	284	181	2.537	Loans	4	FAS
2	13	0	1.050	14	913	156	72	85	757	Short-term	41	FAS
359	364	0	7.374	44	2.089	309	212	97	1.780	Long-term	42	FAS
0	0	0	0	0	520	99	77	23	420	Shares and other equity	5	FAS
0	0	0	0	0	258	9	8	1	249	Quoted shares	511	FAS
0	0	0	0	0	233	87	66	22	146	Unquoted shares	512	FAS
0	0	0	0	0	26	3	3	0	23	Other equity	513	FAS
0	0	0	0	0	3	0	0	0	3	Mutual funds shares	52	FAS
0	0	0	0	0	0	0	0	0	0	Insurance technical reserves	6	FAS
0	0	0	0	0	0	0	0	0	0	Life insurance reserves	611	FAS
0	0	0	0	0	0	0	0	0	0	Pension fund reserves	612	FAS
0	0	0	0	0	0	0	0	0	0	Other technical reserves	62	FAS
56	1	0	31	0	47	20	16	4	27	Other accounts receivable	7	FAS
0	0	0	0	0	1	0	0	0	1	Trade credits and advances	71	FAS
55	1	0	31	0	47	20	16	4	26	Other	79	FAS
4.863	343	224	14.240	327	18.119	16.989	15.274	1.715	1.130	**Liabilities**	F	LIA
3.506	336	108	14.013	315	5.129	4.672	4.616	56	457	Currency and deposits	2	LIA
0	0	0	0	0	0	0	0	0	0	Currency	21	LIA
71	101	4	5.493	134	253	89	61	28	164	Transferable deposits	22	LIA
3.435	235	104	8.520	182	4.876	4.583	4.555	28	293	Other deposits	29	LIA
68	0	35	50	0	2.234	2.005	1.657	348	229	Securities other than shares	3	LIA
0	0	0	0	0	0	0	0	0	0	Short-term	331	LIA
68	0	35	50	0	2.049	1.844	1.537	307	205	Long-term	332	LIA
0	0	0	0	0	185	161	120	41	24	Financial derivatives	34	LIA
3	0	0	1	0	9.220	8.792	7.493	1.299	428	Loans	4	LIA
0	0	0	0	0	0	0	0	0	0	Short-term	41	LIA
3	0	0	1	0	9.220	8.792	7.493	1.299	428	Long-term	42	LIA
1.096	6	74	142	11	1.527	1.514	1.503	11	13	Shares and other equity	5	LIA
147	0	14	84	0	23	20	12	8	3	Quoted shares	511	LIA
949	6	60	47	11	1.504	1.494	1.491	3	10	Unquoted shares	512	LIA
0	0	0	0	0	0	0	0	0	0	Other equity	513	LIA
0	0	0	12	0	0	0	0	0	0	Mutual funds shares	52	LIA
0	0	0	0	0	0	0	0	0	0	Insurance technical reserves	6	LIA
0	0	0	0	0	0	0	0	0	0	Life insurance reserves	611	LIA
0	0	0	0	0	0	0	0	0	0	Pension fund reserves	612	LIA
0	0	0	0	0	0	0	0	0	0	Other technical reserves	62	LIA
189	1	7	34	0	9	6	5	1	3	Other accounts payable	7	LIA
0	0	0	1	0	4	3	2	1	0	Trade credits and advances	71	LIA
189	1	7	33	0	5	2	2	0	3	Other	79	LIA
-1.214	34	-224	-5.785	-269	-8.238	-10.897	-9.856	-1.040	2.658	**Net financial assets**		NETO
Centralna država/ *Central government*	Lokalna država/ *Local government*	Skladi socialne varnosti/ *Social security funds*	Gospodinjstva/ *Households*	Nepr. instit., ki opravljajo storitve za gospod./ *Non-profit institutions serving households*	Tujina/ *Rest of the world*	EU/ *European Union*	EMU/ *Members of the EMU*	Ostale članice EU/ *European Union, not EMU*	Ostali (izven EU)/ *Others (not EU)*			
S1311	S1313	S1314	S14	S15	S2	S21	S2111	S2112	S22			

B.1.3.4.

S.123 - drugi finančni posredniki

B.1.4.1. Nekonsolidirani finančni računi - stanja 2008 (konec leta)

v mio EUR

B.1.4.1.

Vrsta post.	Oznaka	Finančni instrumenti	Institucionalni sektorji								
			S1	S11	S12	S121	S122	S123	S124	S125	S13
FSR	F	**Finančna sredstva**	7.360	4.704	1.035	0	606	374	16	39	228
FSR	1	Monetarno zlato in SDR	0	0	0	0	0	0	0	0	0
FSR	2	Gotovina in vloge	321	0	321	0	321	0	0	0	0
FSR	21	Gotovina	0	0	0	0	0	0	0	0	0
FSR	22	Prenosljive vloge	90	0	90	0	90	0	0	0	0
FSR	29	Druge vloge	230	0	230	0	230	0	0	0	0
FSR	3	Vrednostni papirji razen delnic	174	16	111	0	106	0	0	5	47
FSR	331	Kratkoročni	4	3	0	0	0	0	0	0	1
FSR	332	Dolgoročni	168	13	109	0	105	0	0	5	47
FSR	34	Izvedeni finančni instrumenti	2	0	2	0	2	0	0	0	0
FSR	4	Posojila	4.545	3.077	68	0	0	57	11	0	128
FSR	41	Kratkoročna	522	414	60	0	0	50	10	0	0
FSR	42	Dolgoročna	4.023	2.664	7	0	0	7	1	0	128
FSR	5	Delnice in drug lastniški kapital	1.860	1.335	525	0	178	314	4	28	0
FSR	511	Delnice, ki kotirajo	941	743	198	0	80	91	0	28	0
FSR	512	Delnice, ki ne kotirajo	627	473	154	0	98	52	3	0	0
FSR	513	Drug lastniški kapital	188	119	69	0	0	67	2	0	0
FSR	52	Delnice/enote investicijskih skladov	104	0	104	0	0	104	0	0	0
FSR	6	Zavarovalno tehnične rezervacije	2	0	2	0	0	0	0	2	0
FSR	611	Rezervacije iz življenjskih zavarovanj	0	0	0	0	0	0	0	0	0
FSR	612	Rezervacije iz pokojninskih zavarovanj	0	0	0	0	0	0	0	0	0
FSR	62	Druge tehnične rezervacije	2	0	2	0	0	0	0	2	0
FSR	7	Druge terjatve	459	275	10	0	1	3	1	5	53
FSR	71	Trgovinski krediti in avansi	292	188	1	0	0	0	0	0	3
FSR	79	Drugo	167	87	9	0	1	2	1	4	50
OBV	F	**Obveznosti**	5.417	887	3.288	0	2.509	374	57	348	49
OBV	2	Gotovina in vloge	0	0	0	0	0	0	0	0	0
OBV	21	Gotovina	0	0	0	0	0	0	0	0	0
OBV	22	Prenosljive vloge	0	0	0	0	0	0	0	0	0
OBV	29	Druge vloge	0	0	0	0	0	0	0	0	0
OBV	3	Vrednostni papirji razen delnic	6	0	5	0	5	0	0	0	0
OBV	331	Kratkoročni	0	0	0	0	0	0	0	0	0
OBV	332	Dolgoročni	1	0	0	0	0	0	0	0	0
OBV	34	Izvedeni finančni instrumenti	5	0	5	0	5	0	0	0	0
OBV	4	Posojila	2.617	196	2.398	0	2.328	57	13	0	0
OBV	41	Kratkoročna	1.457	191	1.253	0	1.190	50	13	0	0
OBV	42	Dolgoročna	1.159	6	1.145	0	1.139	7	0	0	0
OBV	5	Delnice in drug lastniški kapital	2.539	515	870	0	174	314	41	341	25
OBV	511	Delnice, ki kotirajo	427	156	155	0	17	91	30	17	2
OBV	512	Delnice, ki ne kotirajo	168	105	53	0	0	52	0	0	0
OBV	513	Drug lastniški kapital	261	64	176	0	93	67	1	15	0
OBV	52	Delnice/enote investicijskih skladov	1.683	190	486	0	63	104	10	309	23
OBV	6	Zavarovalno tehnične rezervacije	0	0	0	0	0	0	0	0	0
OBV	611	Rezervacije iz življenjskih zavarovanj	0	0	0	0	0	0	0	0	0
OBV	612	Rezervacije iz pokojninskih zavarovanj	0	0	0	0	0	0	0	0	0
OBV	62	Druge tehnične rezervacije	0	0	0	0	0	0	0	0	0
OBV	7	Druge obveznosti	256	176	15	0	2	3	3	7	24
OBV	71	Trgovinski krediti in avansi	166	143	6	0	0	0	0	5	4
OBV	79	Drugo	90	33	9	0	1	2	3	2	20
NETO		**Neto finančna sredstva**	1.943	3.817	-2.252	0	-1.903	0	-41	-309	179
			Gospodarstvo Slovenije/ *Total economy*	Nefinančne družbe/ *Non-financial corporations*	Finančne družbe/ *Financial corporations*	Centralna banka/ *Central Bank*	Druge denarne finančne institucije/ *Other monetary financial institutions*	Drugi finančni posredniki / *Other financial intermediaries*	Izvajalci pomožnih finančnih dejavnosti/ *Financial auxiliaries*	Zavarovalnice in pokojninski skladi/ *Insurance corporations and pension funds*	Država/ *General government*
			S1	S11	S12	S121	S122	S123	S124	S125	S13

S.123 - Other financial intermediaries

Non-consolidated financial accounts - outstanding amounts 2008 (end of year) B.1.4.1.

EUR millions

Institutional sectors												
S1311	S1313	S1314	S14	S15	S2	S21	S2111	S2112	S22	Financial instruments	Code	Item type
177	49	3	1.385	8	1.749	868	748	120	881	**Financial assets**	F	FAS
0	0	0	0	0	0	0	0	0	0	Monetary gold and SDRs	1	FAS
0	0	0	0	0	6	0	0	0	6	Currency and deposits	2	FAS
0	0	0	0	0	0	0	0	0	0	Currency	21	FAS
0	0	0	0	0	0	0	0	0	0	Transferable deposits	22	FAS
0	0	0	0	0	6	0	0	0	6	Other deposits	29	FAS
47	0	0	0	0	97	83	72	11	14	Securities other than shares	3	FAS
1	0	0	0	0	1	1	1	0	0	Short-term	331	FAS
47	0	0	0	0	96	82	71	11	14	Long-term	332	FAS
0	0	0	0	0	0	0	0	0	0	Financial derivatives	34	FAS
83	42	3	1.266	7	580	250	230	19	331	Loans	4	FAS
0	0	0	46	2	341	230	220	10	110	Short-term	41	FAS
83	42	3	1.220	5	240	19	11	9	221	Long-term	42	FAS
0	0	0	0	0	1.007	512	424	88	495	Shares and other equity	5	FAS
0	0	0	0	0	703	302	229	73	402	Quoted shares	511	FAS
0	0	0	0	0	157	148	133	15	8	Unquoted shares	512	FAS
0	0	0	0	0	17	1	1	0	16	Other equity	513	FAS
0	0	0	0	0	129	61	60	0	69	Mutual funds shares	52	FAS
0	0	0	0	0	0	0	0	0	0	Insurance technical reserves	6	FAS
0	0	0	0	0	0	0	0	0	0	Life insurance reserves	611	FAS
0	0	0	0	0	0	0	0	0	0	Pension fund reserves	612	FAS
0	0	0	0	0	0	0	0	0	0	Other technical reserves	62	FAS
46	7	0	120	1	59	23	22	1	35	Other accounts receivable	7	FAS
1	1	0	100	0	29	8	7	1	21	Trade credits and advances	71	FAS
45	5	0	20	1	30	16	15	1	14	Other	79	FAS
35	5	8	1.187	7	4.580	4.512	4.497	15	68	**Liabilities**	F	LIA
0	0	0	0	0	0	0	0	0	0	Currency and deposits	2	LIA
0	0	0	0	0	0	0	0	0	0	Currency	21	LIA
0	0	0	0	0	0	0	0	0	0	Transferable deposits	22	LIA
0	0	0	0	0	0	0	0	0	0	Other deposits	29	LIA
0	0	0	1	0	0	0	0	0	0	Securities other than shares	3	LIA
0	0	0	0	0	0	0	0	0	0	Short-term	331	LIA
0	0	0	1	0	0	0	0	0	0	Long-term	332	LIA
0	0	0	0	0	0	0	0	0	0	Financial derivatives	34	LIA
0	0	0	21	1	3.992	3.974	3.962	12	18	Loans	4	LIA
0	0	0	13	1	332	332	329	3	0	Short-term	41	LIA
0	0	0	8	0	3.660	3.642	3.633	9	18	Long-term	42	LIA
16	4	5	1.124	6	564	523	521	2	42	Shares and other equity	5	LIA
0	0	2	113	1	113	111	111	0	1	Quoted shares	511	LIA
0	0	0	11	0	27	3	3	0	24	Unquoted shares	512	LIA
0	0	0	21	0	411	401	401	0	10	Other equity	513	LIA
16	4	3	979	5	14	8	6	2	6	Mutual funds shares	52	LIA
0	0	0	0	0	0	0	0	0	0	Insurance technical reserves	6	LIA
0	0	0	0	0	0	0	0	0	0	Life insurance reserves	611	LIA
0	0	0	0	0	0	0	0	0	0	Pension fund reserves	612	LIA
0	0	0	0	0	0	0	0	0	0	Other technical reserves	62	LIA
19	1	4	41	1	24	16	14	2	8	Other accounts payable	7	LIA
1	0	3	13	0	3	2	2	0	1	Trade credits and advances	71	LIA
19	0	1	28	0	21	14	12	1	7	Other	79	LIA
142	43	-6	199	0	-2.831	-3.644	-3.748	104	813	**Net financial assets**		NETO
Centralna država/ *Central government*	Lokalna država/ *Local government*	Skladi socialne varnosti/ *Social security funds*	Gospodinjstva/ *Households*	Nepr. instit., ki opravljajo storitve za gospod./ *Non-profit institutions serving households*	Tujina/ *Rest of the world*	EU/ *European Union*	EMU/ *Members of the EMU*	Ostale članice EU/ *European Union, not EMU*	Ostali (izven EU)/ *Others (not EU)*			
S1311	S1313	S1314	S14	S15	S2	S21	S2111	S2112	S22			

B.1.4.1.

S.123 - drugi finančni posredniki

B.1.4.2. Nekonsolidirani finančni računi - transakcije 2009

v mio EUR

B.1.4.2.

Vrsta post.	Oznaka	Finančni instrumenti	Institucionalni sektorji								
			S1	S11	S12	S121	S122	S123	S124	S125	S13
FSR	F	**Finančna sredstva**	108	178	-39	1	-31	-15	5	1	-26
FSR	1	Monetarno zlato in SDR	0	0	0	0	0	0	0	0	0
FSR	2	Gotovina in vloge	-3	0	-3	1	-4	0	0	0	0
FSR	21	Gotovina	1	0	1	1	0	0	0	0	0
FSR	22	Prenosljive vloge	25	0	25	0	25	0	0	0	0
FSR	29	Druge vloge	-30	0	-30	0	-30	0	0	0	0
FSR	3	Vrednostni papirji razen delnic	-39	-1	-31	0	-33	0	0	2	-7
FSR	331	Kratkoročni	-1	-2	2	0	2	0	0	0	-1
FSR	332	Dolgoročni	-38	1	-33	0	-35	0	0	2	-6
FSR	34	Izvedeni finančni instrumenti	0	0	0	0	0	0	0	0	0
FSR	4	Posojila	134	147	-1	0	0	-7	6	0	-9
FSR	41	Kratkoročna	-25	-40	1	0	0	-5	6	0	0
FSR	42	Dolgoročna	159	187	-2	0	0	-2	0	0	-9
FSR	5	Delnice in drug lastniški kapital	-41	-40	-1	0	6	-9	-1	4	0
FSR	511	Delnice, ki kotirajo	-41	-52	11	0	8	-1	0	4	0
FSR	512	Delnice, ki ne kotirajo	-3	2	-4	0	-2	-1	-1	0	0
FSR	513	Drug lastniški kapital	10	10	0	0	0	0	0	0	0
FSR	52	Delnice/enote investicijskih skladov	-7	0	-7	0	0	-7	0	0	0
FSR	6	Zavarovalno tehnične rezervacije	-1	0	-1	0	0	0	0	-1	0
FSR	611	Rezervacije iz življenjskih zavarovanj	0	0	0	0	0	0	0	0	0
FSR	612	Rezervacije iz pokojninskih zavarovanj	0	0	0	0	0	0	0	0	0
FSR	62	Druge tehnične rezervacije	-1	0	-1	0	0	0	0	-1	0
FSR	7	Druge terjatve	58	71	-2	0	1	1	-1	-3	-10
FSR	71	Trgovinski krediti in avansi	38	38	0	0	0	0	0	0	4
FSR	79	Drugo	20	33	-2	0	0	1	-1	-3	-14
OBV	F	**Obveznosti**	-82	-60	11	0	-47	-15	-15	89	-9
OBV	2	Gotovina in vloge	0	0	0	0	0	0	0	0	0
OBV	21	Gotovina	0	0	0	0	0	0	0	0	0
OBV	22	Prenosljive vloge	0	0	0	0	0	0	0	0	0
OBV	29	Druge vloge	0	0	0	0	0	0	0	0	0
OBV	3	Vrednostni papirji razen delnic	0	0	0	0	0	0	0	0	0
OBV	331	Kratkoročni	0	0	0	0	0	0	0	0	0
OBV	332	Dolgoročni	0	0	0	0	0	0	0	0	0
OBV	34	Izvedeni finančni instrumenti	0	0	0	0	0	0	0	0	0
OBV	4	Posojila	-108	4	-113	0	-95	-7	-12	2	0
OBV	41	Kratkoročna	-53	-30	-23	0	-8	-5	-12	2	0
OBV	42	Dolgoročna	-55	33	-90	0	-87	-2	0	0	0
OBV	5	Delnice in drug lastniški kapital	52	-47	124	0	43	-9	-4	94	-4
OBV	511	Delnice, ki kotirajo	-4	-11	14	0	15	-1	0	0	0
OBV	512	Delnice, ki ne kotirajo	6	7	-1	0	0	-1	0	0	0
OBV	513	Drug lastniški kapital	27	-3	27	0	27	0	0	0	0
OBV	52	Delnice/enote investicijskih skladov	23	-40	84	0	1	-7	-3	94	-4
OBV	6	Zavarovalno tehnične rezervacije	0	0	0	0	0	0	0	0	0
OBV	611	Rezervacije iz življenjskih zavarovanj	0	0	0	0	0	0	0	0	0
OBV	612	Rezervacije iz pokojninskih zavarovanj	0	0	0	0	0	0	0	0	0
OBV	62	Druge tehnične rezervacije	0	0	0	0	0	0	0	0	0
OBV	7	Druge obveznosti	-27	-16	-1	0	5	1	0	-7	-5
OBV	71	Trgovinski krediti in avansi	-10	-7	-5	0	0	0	0	-5	0
OBV	79	Drugo	-16	-9	4	0	5	1	0	-2	-5
NETO		**Neto finančna sredstva**	190	237	-50	1	16	0	20	-87	-17
			Gospodarstvo Slovenije/ *Total economy*	Nefinančne družbe/ *Non-financial corporations*	Finančne družbe/ *Financial corporations*	Centralna banka/ *Central Bank*	Druge denarne finančne institucije/ *Other monetary financial institutions*	Drugi finančni posredniki / *Other financial intermediaries*	Izvajalci pomožnih finančnih dejavnosti/ *Financial auxiliaries*	Zavarovalnice in pokojninski skladi/ *Insurance corporations and pension funds*	Država/ *General government*
			S1	S11	S12	S121	S122	S123	S124	S125	S13

S.123 - Other financial intermediaries

Non-consolidated financial accounts - transactions 2009 B.1.4.2.

EUR millions

Institutional sectors												
S1311	S1313	S1314	S14	S15	S2	S21	S2111	S2112	S22	Financial instruments	Code	Item type
-21	-5	0	-3	-1	19	35	17	18	-16	**Financial assets**	F	FAS
0	0	0	0	0	0	0	0	0	0	Monetary gold and SDRs	1	FAS
0	0	0	0	0	0	0	0	0	0	Currency and deposits	2	FAS
0	0	0	0	0	0	0	0	0	0	Currency	21	FAS
0	0	0	0	0	0	0	0	0	0	Transferable deposits	22	FAS
0	0	0	0	0	0	0	0	0	0	Other deposits	29	FAS
-7	0	0	0	0	10	16	12	4	-5	Securities other than shares	3	FAS
-1	0	0	0	0	-1	-1	-1	0	0	Short-term	331	FAS
-6	0	0	0	0	11	16	13	4	-5	Long-term	332	FAS
0	0	0	0	0	0	0	0	0	0	Financial derivatives	34	FAS
-6	-3	0	-1	-1	-5	5	1	4	-10	Loans	4	FAS
0	0	0	15	-1	-151	-148	-146	-3	-2	Short-term	41	FAS
-6	-3	0	-17	0	146	153	147	7	-7	Long-term	42	FAS
0	0	0	0	0	35	12	3	9	23	Shares and other equity	5	FAS
0	0	0	0	0	57	31	22	9	26	Quoted shares	511	FAS
0	0	0	0	0	-1	0	0	0	-1	Unquoted shares	512	FAS
0	0	0	0	0	-7	0	0	0	-7	Other equity	513	FAS
0	0	0	0	0	-14	-19	-19	0	5	Mutual funds shares	52	FAS
0	0	0	0	0	0	0	0	0	0	Insurance technical reserves	6	FAS
0	0	0	0	0	0	0	0	0	0	Life insurance reserves	611	FAS
0	0	0	0	0	0	0	0	0	0	Pension fund reserves	612	FAS
0	0	0	0	0	0	0	0	0	0	Other technical reserves	62	FAS
-8	-2	0	-2	0	-22	2	1	1	-24	Other accounts receivable	7	FAS
4	-1	0	-4	0	-24	-5	-5	0	-19	Trade credits and advances	71	FAS
-12	-2	0	2	0	2	7	6	1	-5	Other	79	FAS
-8	0	-1	-24	-1	53	42	48	-6	11	**Liabilities**	F	LIA
0	0	0	0	0	0	0	0	0	0	Currency and deposits	2	LIA
0	0	0	0	0	0	0	0	0	0	Currency	21	LIA
0	0	0	0	0	0	0	0	0	0	Transferable deposits	22	LIA
0	0	0	0	0	0	0	0	0	0	Other deposits	29	LIA
0	0	0	0	0	0	0	0	0	0	Securities other than shares	3	LIA
0	0	0	0	0	0	0	0	0	0	Short-term	331	LIA
0	0	0	0	0	0	0	0	0	0	Long-term	332	LIA
0	0	0	0	0	0	0	0	0	0	Financial derivatives	34	LIA
0	0	0	2	-1	91	75	81	-5	16	Loans	4	LIA
0	0	0	1	-1	-31	-54	-54	-1	24	Short-term	41	LIA
0	0	0	1	0	122	130	135	-5	-8	Long-term	42	LIA
-3	0	-1	-20	-1	-41	-32	-31	-1	-9	Shares and other equity	5	LIA
0	0	0	-6	0	4	3	3	0	1	Quoted shares	511	LIA
0	0	0	0	0	-6	4	4	0	-10	Unquoted shares	512	LIA
0	0	0	3	0	-38	-38	-38	0	0	Other equity	513	LIA
-3	0	-1	-17	-1	-1	-1	0	-1	0	Mutual funds shares	52	LIA
0	0	0	0	0	0	0	0	0	0	Insurance technical reserves	6	LIA
0	0	0	0	0	0	0	0	0	0	Life insurance reserves	611	LIA
0	0	0	0	0	0	0	0	0	0	Pension fund reserves	612	LIA
0	0	0	0	0	0	0	0	0	0	Other technical reserves	62	LIA
-5	0	0	-5	0	3	-1	-2	1	4	Other accounts payable	7	LIA
0	0	1	1	0	1	0	0	0	1	Trade credits and advances	71	LIA
-5	0	-1	-6	0	2	-2	-2	0	3	Other	79	LIA
-13	-5	1	21	0	-34	-7	-31	24	-27	**Net financial assets**		NETO
Centralna država/ *Central government*	Lokalna država/ *Local government*	Skladi socialne varnosti/ *Social security funds*	Gospodinjstva/ *Households*	Nepr. instit., ki opravljajo storitve za gospod./ *Non-profit institutions serving households*	Tujina/ *Rest of the world*	EU/ *European Union*	EMU/ *Members of the EMU*	Ostale članice EU/ *European Union, not EMU*	Ostali (izven EU)/ *Others (not EU)*			
S1311	S1313	S1314	S14	S15	S2	S21	S2111	S2112	S22			

B.1.4.2.

S.123 - drugi finančni posredniki

B.1.4.3. Nekonsolidirani finančni računi - vrednostne spremembe 2009

v mio EUR

B.1.4.3.

Vrsta post.	Oznaka	Finančni instrumenti	Institucionalni sektorji								
			S1	S11	S12	S121	S122	S123	S124	S125	S13
FSR	F	**Finančna sredstva**	-272	-192	-50	0	9	-68	-1	10	-5
FSR	1	Monetarno zlato in SDR	0	0	0	0	0	0	0	0	0
FSR	2	Gotovina in vloge	1	0	1	0	1	0	0	0	0
FSR	21	Gotovina	0	0	0	0	0	0	0	0	0
FSR	22	Prenosljive vloge	1	0	1	0	1	0	0	0	0
FSR	29	Druge vloge	0	0	0	0	0	0	0	0	0
FSR	3	Vrednostni papirji razen delnic	2	0	1	0	1	0	0	0	2
FSR	331	Kratkoročni	0	0	0	0	0	0	0	0	0
FSR	332	Dolgoročni	2	0	1	0	1	0	0	0	2
FSR	34	Izvedeni finančni instrumenti	0	0	0	0	0	0	0	0	0
FSR	4	Posojila	-145	-113	-12	0	0	-9	-3	0	0
FSR	41	Kratkoročna	-40	-25	-12	0	0	-9	-3	0	0
FSR	42	Dolgoročna	-105	-88	0	0	0	0	0	0	0
FSR	5	Delnice in drug lastniški kapital	-131	-90	-41	0	7	-59	2	10	0
FSR	511	Delnice, ki kotirajo	-64	-42	-22	0	-2	-31	0	10	0
FSR	512	Delnice, ki ne kotirajo	-62	-56	-7	0	9	-16	0	0	0
FSR	513	Drug lastniški kapital	-24	7	-31	0	0	-33	2	0	0
FSR	52	Delnice/enote investicijskih skladov	20	0	20	0	0	20	0	0	0
FSR	6	Zavarovalno tehnične rezervacije	0	0	0	0	0	0	0	0	0
FSR	611	Rezervacije iz življenjskih zavarovanj	0	0	0	0	0	0	0	0	0
FSR	612	Rezervacije iz pokojninskih zavarovanj	0	0	0	0	0	0	0	0	0
FSR	62	Druge tehnične rezervacije	0	0	0	0	0	0	0	0	0
FSR	7	Druge terjatve	0	11	0	0	0	0	0	0	-7
FSR	71	Trgovinski krediti in avansi	12	11	0	0	0	0	0	0	0
FSR	79	Drugo	-12	1	0	0	0	0	0	0	-7
OBV	F	**Obveznosti**	81	-79	-13	0	13	-68	-21	64	5
OBV	2	Gotovina in vloge	0	0	0	0	0	0	0	0	0
OBV	21	Gotovina	0	0	0	0	0	0	0	0	0
OBV	22	Prenosljive vloge	0	0	0	0	0	0	0	0	0
OBV	29	Druge vloge	0	0	0	0	0	0	0	0	0
OBV	3	Vrednostni papirji razen delnic	4	0	4	0	4	0	0	0	0
OBV	331	Kratkoročni	0	0	0	0	0	0	0	0	0
OBV	332	Dolgoročni	0	0	0	0	0	0	0	0	0
OBV	34	Izvedeni finančni instrumenti	4	0	4	0	4	0	0	0	0
OBV	4	Posojila	-11	-2	-8	0	1	-9	0	0	0
OBV	41	Kratkoročna	-18	-2	-16	0	-7	-9	0	0	0
OBV	42	Dolgoročna	7	0	8	0	8	0	0	0	0
OBV	5	Delnice in drug lastniški kapital	85	-78	-9	0	8	-59	-21	63	5
OBV	511	Delnice, ki kotirajo	-168	-54	-72	0	-10	-31	-23	-9	-1
OBV	512	Delnice, ki ne kotirajo	-69	-47	-16	0	0	-16	0	0	0
OBV	513	Drug lastniški kapital	-34	-4	-31	0	0	-33	1	0	0
OBV	52	Delnice/enote investicijskih skladov	356	27	110	0	18	20	1	72	6
OBV	6	Zavarovalno tehnične rezervacije	0	0	0	0	0	0	0	0	0
OBV	611	Rezervacije iz življenjskih zavarovanj	0	0	0	0	0	0	0	0	0
OBV	612	Rezervacije iz pokojninskih zavarovanj	0	0	0	0	0	0	0	0	0
OBV	62	Druge tehnične rezervacije	0	0	0	0	0	0	0	0	0
OBV	7	Druge obveznosti	2	2	0	0	0	0	0	0	0
OBV	71	Trgovinski krediti in avansi	1	1	0	0	0	0	0	0	-1
OBV	79	Drugo	1	0	0	0	0	0	0	0	0
NETO		**Neto finančna sredstva**	-353	-113	-37	0	-4	0	20	-53	-10
			Gospodarstvo Slovenije/ *Total economy*	Nefinančne družbe/ *Non-financial corporations*	Finančne družbe/ *Financial corporations*	Centralna banka/ *Central Bank*	Druge denarne finančne institucije/ *Other monetary financial institutions*	Drugi finančni posredniki / *Other financial intermediaries*	Izvajalci pomožnih finančnih dejavnosti/ *Financial auxiliaries*	Zavarovalnice in pokojninski skladi/ *Insurance corporations and pension funds*	Država/ *General government*
			S1	S11	S12	S121	S122	S123	S124	S125	S13

S.123 - Other financial intermediaries

Non-consolidated financial accounts - revaluation changes 2009 B.1.4.3.

EUR millions

Institutional sectors												
S1311	S1313	S1314	S14	S15	S2	S21	S2111	S2112	S22	Financial instruments	Code	Item type
-6	1	0	-24	0	187	14	-7	21	174	**Financial assets**	F	FAS
0	0	0	0	0	0	0	0	0	0	Monetary gold and SDRs	1	FAS
0	0	0	0	0	0	0	0	0	0	Currency and deposits	2	FAS
0	0	0	0	0	0	0	0	0	0	Currency	21	FAS
0	0	0	0	0	0	0	0	0	0	Transferable deposits	22	FAS
0	0	0	0	0	0	0	0	0	0	Other deposits	29	FAS
2	0	0	0	0	2	2	2	0	0	Securities other than shares	3	FAS
0	0	0	0	0	0	0	0	0	0	Short-term	331	FAS
2	0	0	0	0	2	2	2	0	0	Long-term	332	FAS
0	0	0	0	0	0	0	0	0	0	Financial derivatives	34	FAS
-1	1	0	-20	0	-8	-4	1	-5	-5	Loans	4	FAS
0	0	0	-3	0	-4	-3	2	-5	-2	Short-term	41	FAS
-1	1	0	-17	0	-4	-1	-1	0	-3	Long-term	42	FAS
0	0	0	0	0	193	15	-11	27	178	Shares and other equity	5	FAS
0	0	0	0	0	252	107	80	27	145	Quoted shares	511	FAS
0	0	0	0	0	-110	-109	-109	0	-1	Unquoted shares	512	FAS
0	0	0	0	0	7	0	0	0	8	Other equity	513	FAS
0	0	0	0	0	44	18	18	0	26	Mutual funds shares	52	FAS
0	0	0	0	0	0	0	0	0	0	Insurance technical reserves	6	FAS
0	0	0	0	0	0	0	0	0	0	Life insurance reserves	611	FAS
0	0	0	0	0	0	0	0	0	0	Pension fund reserves	612	FAS
0	0	0	0	0	0	0	0	0	0	Other technical reserves	62	FAS
-7	0	0	-4	0	1	0	1	-1	0	Other accounts receivable	7	FAS
0	0	0	1	0	0	0	0	0	0	Trade credits and advances	71	FAS
-7	0	0	-5	0	0	0	1	-1	0	Other	79	FAS
5	0	-1	168	0	-208	-201	-201	0	-7	**Liabilities**	F	LIA
0	0	0	0	0	0	0	0	0	0	Currency and deposits	2	LIA
0	0	0	0	0	0	0	0	0	0	Currency	21	LIA
0	0	0	0	0	0	0	0	0	0	Transferable deposits	22	LIA
0	0	0	0	0	0	0	0	0	0	Other deposits	29	LIA
0	0	0	0	0	0	0	0	0	0	Securities other than shares	3	LIA
0	0	0	0	0	0	0	0	0	0	Short-term	331	LIA
0	0	0	0	0	0	0	0	0	0	Long-term	332	LIA
0	0	0	0	0	0	0	0	0	0	Financial derivatives	34	LIA
0	0	0	0	0	-47	-46	-46	-1	0	Loans	4	LIA
0	0	0	0	0	-3	-3	-2	-1	0	Short-term	41	LIA
0	0	0	0	0	-44	-43	-43	0	0	Long-term	42	LIA
5	0	0	167	0	-154	-148	-148	0	-6	Shares and other equity	5	LIA
0	0	0	-41	-1	-25	-25	-24	0	-1	Quoted shares	511	LIA
0	0	0	-6	0	-14	0	0	0	-14	Unquoted shares	512	LIA
0	0	0	2	0	-120	-126	-126	0	6	Other equity	513	LIA
5	1	0	212	1	5	3	2	0	2	Mutual funds shares	52	LIA
0	0	0	0	0	0	0	0	0	0	Insurance technical reserves	6	LIA
0	0	0	0	0	0	0	0	0	0	Life insurance reserves	611	LIA
0	0	0	0	0	0	0	0	0	0	Pension fund reserves	612	LIA
0	0	0	0	0	0	0	0	0	0	Other technical reserves	62	LIA
0	0	-1	0	0	-8	-8	-8	0	0	Other accounts payable	7	LIA
0	0	-1	0	0	0	0	0	0	0	Trade credits and advances	71	LIA
0	0	0	0	0	-8	-8	-8	0	0	Other	79	LIA
-11	1	1	-192	0	395	215	194	21	180	**Net financial assets**		NETO
Centralna država/ *Central government*	Lokalna država/ *Local government*	Skladi socialne varnosti/ *Social security funds*	Gospodinjstva/ *Households*	Nepr. instit., ki opravljajo storitve za gospod./ *Non-profit institutions serving households*	Tujina/ *Rest of the world*	EU/ *European Union*	EMU/ *Members of the EMU*	Ostale članice EU/ *European Union, not EMU*	Ostali (izven EU)/ *Others (not EU)*			
S1311	S1313	S1314	S14	S15	S2	S21	S2111	S2112	S22			

B.1.4.3.

S.123 - drugi finančni posredniki

B.1.4.4. Nekonsolidirani finančni računi - stanja 2009 (konec leta)

v mio EUR

B.1.4.4.

Vrsta post.	Oznaka	Finančni instrumenti	Institucionalni sektorji								
			S1	S11	S12	S121	S122	S123	S124	S125	S13
FSR	F	**Finančna sredstva**	7.195	4.689	946	1	584	290	20	50	196
FSR	1	Monetarno zlato in SDR	0	0	0	0	0	0	0	0	0
FSR	2	Gotovina in vloge	319	0	319	1	318	0	0	0	0
FSR	21	Gotovina	1	0	1	1	0	0	0	0	0
FSR	22	Prenosljive vloge	117	0	117	0	117	0	0	0	0
FSR	29	Druge vloge	201	0	201	0	201	0	0	0	0
FSR	3	Vrednostni papirji razen delnic	137	14	80	0	74	0	0	6	42
FSR	331	Kratkoročni	3	1	2	0	2	0	0	0	0
FSR	332	Dolgoročni	133	13	77	0	71	0	0	6	42
FSR	34	Izvedeni finančni instrumenti	1	0	1	0	1	0	0	0	0
FSR	4	Posojila	4.535	3.112	54	0	0	40	14	0	119
FSR	41	Kratkoročna	457	348	50	0	0	36	14	0	0
FSR	42	Dolgoročna	4.078	2.764	5	0	0	4	0	0	119
FSR	5	Delnice in drug lastniški kapital	1.688	1.205	483	0	191	246	5	42	0
FSR	511	Delnice, ki kotirajo	836	649	187	0	86	59	0	42	0
FSR	512	Delnice, ki ne kotirajo	562	419	143	0	105	35	2	1	0
FSR	513	Drug lastniški kapital	174	137	38	0	0	35	3	0	0
FSR	52	Delnice/enote investicijskih skladov	116	0	116	0	0	116	0	0	0
FSR	6	Zavarovalno tehnične rezervacije	1	0	1	0	0	0	0	1	0
FSR	611	Rezervacije iz življenjskih zavarovanj	0	0	0	0	0	0	0	0	0
FSR	612	Rezervacije iz pokojninskih zavarovanj	0	0	0	0	0	0	0	0	0
FSR	62	Druge tehnične rezervacije	1	0	1	0	0	0	0	1	0
FSR	7	Druge terjatve	516	358	8	0	2	4	1	2	35
FSR	71	Trgovinski krediti in avansi	341	237	1	0	0	0	0	0	6
FSR	79	Drugo	175	121	7	0	2	4	1	1	29
OBV	F	**Obveznosti**	5.416	749	3.286	0	2.475	290	21	500	44
OBV	2	Gotovina in vloge	0	0	0	0	0	0	0	0	0
OBV	21	Gotovina	0	0	0	0	0	0	0	0	0
OBV	22	Prenosljive vloge	0	0	0	0	0	0	0	0	0
OBV	29	Druge vloge	0	0	0	0	0	0	0	0	0
OBV	3	Vrednostni papirji razen delnic	10	0	9	0	9	0	0	0	0
OBV	331	Kratkoročni	0	0	0	0	0	0	0	0	0
OBV	332	Dolgoročni	1	0	0	0	0	0	0	0	0
OBV	34	Izvedeni finančni instrumenti	9	0	9	0	9	0	0	0	0
OBV	4	Posojila	2.498	198	2.277	0	2.234	40	1	2	0
OBV	41	Kratkoročna	1.386	159	1.213	0	1.175	36	1	2	0
OBV	42	Dolgoročna	1.111	39	1.064	0	1.059	4	0	0	0
OBV	5	Delnice in drug lastniški kapital	2.677	390	985	0	225	246	17	498	26
OBV	511	Delnice, ki kotirajo	255	91	97	0	23	59	7	8	1
OBV	512	Delnice, ki ne kotirajo	106	65	36	0	0	35	0	0	0
OBV	513	Drug lastniški kapital	254	57	172	0	120	35	2	15	0
OBV	52	Delnice/enote investicijskih skladov	2.062	177	681	0	82	116	7	475	25
OBV	6	Zavarovalno tehnične rezervacije	0	0	0	0	0	0	0	0	0
OBV	611	Rezervacije iz življenjskih zavarovanj	0	0	0	0	0	0	0	0	0
OBV	612	Rezervacije iz pokojninskih zavarovanj	0	0	0	0	0	0	0	0	0
OBV	62	Druge tehnične rezervacije	0	0	0	0	0	0	0	0	0
OBV	7	Druge obveznosti	231	161	14	0	6	4	3	1	18
OBV	71	Trgovinski krediti in avansi	156	137	1	0	0	0	0	0	4
OBV	79	Drugo	75	24	13	0	6	4	3	0	15
NETO		**Neto finančna sredstva**	1.780	3.940	-2.340	1	-1.890	0	-1	-450	152
			Gospodarstvo Slovenije/ *Total economy*	Nefinančne družbe/ *Non-financial corporations*	Finančne družbe/ *Financial corporations*	Centralna banka/ *Central Bank*	Druge denarne finančne institucije/ *Other monetary financial institutions*	Drugi finančni posredniki / *Other financial intermediaries*	Izvajalci pomožnih finančnih dejavnosti/ *Financial auxiliaries*	Zavarovalnice in pokojninski skladi/ *Insurance corporations and pension funds*	Država/ *General government*
			S1	S11	S12	S121	S122	S123	S124	S125	S13

S.123 - Other financial intermediaries

Non-consolidated financial accounts - outstanding amounts 2009 (end of year) B.1.4.4.

EUR millions

Institutional sectors												
S1311	S1313	S1314	S14	S15	S2	S21	S2111	S2112	S22	Financial instruments	Code	Item type
149	44	3	1.358	6	1.955	916	758	158	1.038	**Financial assets**	F	FAS
0	0	0	0	0	0	0	0	0	0	Monetary gold and SDRs	1	FAS
0	0	0	0	0	6	0	0	0	6	Currency and deposits	2	FAS
0	0	0	0	0	0	0	0	0	0	Currency	21	FAS
0	0	0	0	0	0	0	0	0	0	Transferable deposits	22	FAS
0	0	0	0	0	6	0	0	0	6	Other deposits	29	FAS
42	0	0	0	0	109	100	85	15	9	Securities other than shares	3	FAS
0	0	0	0	0	0	0	0	0	0	Short-term	331	FAS
42	0	0	0	0	109	100	85	15	9	Long-term	332	FAS
0	0	0	0	0	0	0	0	0	0	Financial derivatives	34	FAS
76	40	3	1.244	6	568	251	233	18	317	Loans	4	FAS
0	0	0	59	1	186	79	76	3	106	Short-term	41	FAS
76	40	3	1.186	5	382	172	157	15	210	Long-term	42	FAS
0	0	0	0	0	1.235	540	416	124	695	Shares and other equity	5	FAS
0	0	0	0	0	1.012	439	331	108	573	Quoted shares	511	FAS
0	0	0	0	0	46	39	24	15	6	Unquoted shares	512	FAS
0	0	0	0	0	18	1	1	0	17	Other equity	513	FAS
0	0	0	0	0	160	60	60	1	100	Mutual funds shares	52	FAS
0	0	0	0	0	0	0	0	0	0	Insurance technical reserves	6	FAS
0	0	0	0	0	0	0	0	0	0	Life insurance reserves	611	FAS
0	0	0	0	0	0	0	0	0	0	Pension fund reserves	612	FAS
0	0	0	0	0	0	0	0	0	0	Other technical reserves	62	FAS
31	4	0	114	1	37	26	24	1	12	Other accounts receivable	7	FAS
6	1	0	97	0	5	3	2	1	2	Trade credits and advances	71	FAS
25	4	0	17	1	32	23	22	1	10	Other	79	FAS
32	6	6	1.331	6	4.425	4.353	4.344	9	72	**Liabilities**	F	LIA
0	0	0	0	0	0	0	0	0	0	Currency and deposits	2	LIA
0	0	0	0	0	0	0	0	0	0	Currency	21	LIA
0	0	0	0	0	0	0	0	0	0	Transferable deposits	22	LIA
0	0	0	0	0	0	0	0	0	0	Other deposits	29	LIA
0	0	0	1	0	0	0	0	0	0	Securities other than shares	3	LIA
0	0	0	0	0	0	0	0	0	0	Short-term	331	LIA
0	0	0	1	0	0	0	0	0	0	Long-term	332	LIA
0	0	0	0	0	0	0	0	0	0	Financial derivatives	34	LIA
0	0	0	23	0	4.036	4.003	3.997	6	33	Loans	4	LIA
0	0	0	14	0	298	275	273	2	24	Short-term	41	LIA
0	0	0	9	0	3.738	3.728	3.724	4	10	Long-term	42	LIA
18	5	3	1.270	6	369	343	342	1	26	Shares and other equity	5	LIA
0	0	1	66	0	91	90	90	0	2	Quoted shares	511	LIA
0	0	0	5	0	7	7	7	0	0	Unquoted shares	512	LIA
0	0	0	26	0	253	237	237	0	16	Other equity	513	LIA
18	5	2	1.174	6	18	9	8	1	8	Mutual funds shares	52	LIA
0	0	0	0	0	0	0	0	0	0	Insurance technical reserves	6	LIA
0	0	0	0	0	0	0	0	0	0	Life insurance reserves	611	LIA
0	0	0	0	0	0	0	0	0	0	Pension fund reserves	612	LIA
0	0	0	0	0	0	0	0	0	0	Other technical reserves	62	LIA
14	1	3	36	1	20	7	5	2	13	Other accounts payable	7	LIA
0	0	3	14	0	4	2	2	0	2	Trade credits and advances	71	LIA
14	1	0	22	1	15	4	3	2	11	Other	79	LIA
117	39	-4	27	0	-2.470	-3.436	-3.585	149	966	**Net financial assets**		NETO
Centralna država/ *Central government*	Lokalna država/ *Local government*	Skladi socialne varnosti/ *Social security funds*	Gospodinjstva/ *Households*	Nepr. instit., ki opravljajo storitve za gospod./ *Non-profit institutions serving households*	Tujina/ *Rest of the world*	EU/ *European Union*	EMU/ *Members of the EMU*	Ostale članice EU/ *European Union, not EMU*	Ostali (izven EU)/ *Others (not EU)*			
S1311	S1313	S1314	S14	S15	S2	S21	S2111	S2112	S22			

B.1.4.4.

S.125 - zavarovalnice in pokojninski skladi

B.1.5.1. Nekonsolidirani finančni računi - stanja 2008 (konec leta)

v mio EUR

B.1.5.1.

Vrsta post.	Oznaka	Finančni instrumenti	Institucionalni sektorji								
			S1	S11	S12	S121	S122	S123	S124	S125	S13
FSR	F	**Finančna sredstva**	3.978	411	2.011	0	1.297	348	7	358	1.405
FSR	1	Monetarno zlato in SDR	0	0	0	0	0	0	0	0	0
FSR	2	Gotovina in vloge	687	0	687	0	687	0	0	0	0
FSR	21	Gotovina	0	0	0	0	0	0	0	0	0
FSR	22	Prenosljive vloge	17	0	17	0	17	0	0	0	0
FSR	29	Druge vloge	670	0	670	0	670	0	0	0	0
FSR	3	Vrednostni papirji razen delnic	1.902	102	437	0	421	0	1	15	1.364
FSR	331	Kratkoročni	26	0	1	0	1	0	1	0	25
FSR	332	Dolgoročni	1.876	102	436	0	420	0	1	15	1.339
FSR	34	Izvedeni finančni instrumenti	0	0	0	0	0	0	0	0	0
FSR	4	Posojila	47	31	9	0	6	0	2	1	0
FSR	41	Kratkoročna	4	1	2	0	0	0	2	0	0
FSR	42	Dolgoročna	43	29	8	0	6	0	0	1	0
FSR	5	Delnice in drug lastniški kapital	894	246	648	0	181	341	2	124	0
FSR	511	Delnice, ki kotirajo	287	136	151	0	116	17	0	18	0
FSR	512	Delnice, ki ne kotirajo	238	68	170	0	64	0	0	106	0
FSR	513	Drug lastniški kapital	59	42	17	0	0	15	2	0	0
FSR	52	Delnice/enote investicijskih skladov	310	0	310	0	1	309	0	0	0
FSR	6	Zavarovalno tehnične rezervacije	181	0	181	0	0	0	0	181	0
FSR	611	Rezervacije iz življenjskih zavarovanj	0	0	0	0	0	0	0	0	0
FSR	612	Rezervacije iz pokojninskih zavarovanj	0	0	0	0	0	0	0	0	0
FSR	62	Druge tehnične rezervacije	181	0	181	0	0	0	0	181	0
FSR	7	Druge terjatve	267	33	49	0	3	7	2	37	41
FSR	71	Trgovinski krediti in avansi	185	28	33	0	0	5	1	27	1
FSR	79	Drugo	83	5	15	0	2	2	1	10	40
OBV	F	**Obveznosti**	5.650	580	604	0	202	39	5	358	299
OBV	2	Gotovina in vloge	0	0	0	0	0	0	0	0	0
OBV	21	Gotovina	0	0	0	0	0	0	0	0	0
OBV	22	Prenosljive vloge	0	0	0	0	0	0	0	0	0
OBV	29	Druge vloge	0	0	0	0	0	0	0	0	0
OBV	3	Vrednostni papirji razen delnic	56	9	38	0	19	5	0	15	8
OBV	331	Kratkoročni	0	0	0	0	0	0	0	0	0
OBV	332	Dolgoročni	56	9	38	0	19	5	0	15	8
OBV	34	Izvedeni finančni instrumenti	0	0	0	0	0	0	0	0	0
OBV	4	Posojila	55	0	55	0	54	0	0	1	0
OBV	41	Kratkoročna	53	0	53	0	53	0	0	0	0
OBV	42	Dolgoročna	1	0	1	0	0	0	0	1	0
OBV	5	Delnice in drug lastniški kapital	1.486	151	248	0	94	28	2	124	249
OBV	511	Delnice, ki kotirajo	449	76	79	0	32	28	2	18	249
OBV	512	Delnice, ki ne kotirajo	240	76	163	0	57	0	0	106	0
OBV	513	Drug lastniški kapital	46	0	5	0	5	0	0	0	0
OBV	52	Delnice/enote investicijskih skladov	751	0	0	0	0	0	0	0	0
OBV	6	Zavarovalno tehnične rezervacije	3.925	402	218	0	36	2	0	181	14
OBV	611	Rezervacije iz življenjskih zavarovanj	1.640	0	0	0	0	0	0	0	0
OBV	612	Rezervacije iz pokojninskih zavarovanj	932	0	0	0	0	0	0	0	0
OBV	62	Druge tehnične rezervacije	1.353	402	218	0	36	2	0	181	14
OBV	7	Druge obveznosti	128	17	45	0	0	5	3	37	29
OBV	71	Trgovinski krediti in avansi	89	13	29	0	0	0	1	27	23
OBV	79	Drugo	39	5	16	0	0	4	2	10	7
NETO		**Neto finančna sredstva**	-1.672	-169	1.406	0	1.095	309	2	0	1.106
			Gospodarstvo Slovenije/ *Total economy*	Nefinančne družbe/ *Non-financial corporations*	Finančne družbe/ *Financial corporations*	Centralna banka/ *Central Bank*	Druge denarne finančne institucije/ *Other monetary financial institutions*	Drugi finančni posredniki / *Other financial intermediaries*	Izvajalci pomožnih finančnih dejavnosti/ *Financial auxiliaries*	Zavarovalnice in pokojninski skladi/ *Insurance corporations and pension funds*	Država/ *General government*
			S1	S11	S12	S121	S122	S123	S124	S125	S13

S.125 - Insurance corporations and pension funds

Non-consolidated financial accounts - outstanding amounts 2008 (end of year) B.1.5.1.

EUR millions

Institutional sectors												
S1311	S1313	S1314	S14	S15	S2	S21	S2111	S2112	S22	Financial instruments	Code	Item type
1.397	1	7	152	0	1.883	1.519	1.238	281	365	**Financial assets**	F	FAS
0	0	0	0	0	0	0	0	0	0	Monetary gold and SDRs	1	FAS
0	0	0	0	0	14	13	9	4	2	Currency and deposits	2	FAS
0	0	0	0	0	0	0	0	0	0	Currency	21	FAS
0	0	0	0	0	1	1	0	1	0	Transferable deposits	22	FAS
0	0	0	0	0	13	12	9	3	1	Other deposits	29	FAS
1.364	0	0	0	0	1.358	1.187	960	227	171	Securities other than shares	3	FAS
25	0	0	0	0	10	10	10	0	0	Short-term	331	FAS
1.339	0	0	0	0	1.345	1.174	947	227	171	Long-term	332	FAS
0	0	0	0	0	3	3	3	0	0	Financial derivatives	34	FAS
0	0	0	7	0	7	4	4	0	2	Loans	4	FAS
0	0	0	1	0	1	0	0	0	1	Short-term	41	FAS
0	0	0	6	0	6	4	4	0	2	Long-term	42	FAS
0	0	0	0	0	452	266	231	34	186	Shares and other equity	5	FAS
0	0	0	0	0	118	37	35	2	81	Quoted shares	511	FAS
0	0	0	0	0	89	20	7	12	70	Unquoted shares	512	FAS
0	0	0	0	0	17	6	0	6	11	Other equity	513	FAS
0	0	0	0	0	227	203	189	14	24	Mutual funds shares	52	FAS
0	0	0	0	0	37	34	20	14	2	Insurance technical reserves	6	FAS
0	0	0	0	0	0	0	0	0	0	Life insurance reserves	611	FAS
0	0	0	0	0	0	0	0	0	0	Pension fund reserves	612	FAS
0	0	0	0	0	37	34	20	14	2	Other technical reserves	62	FAS
33	0	7	145	0	17	15	14	2	1	Other accounts receivable	7	FAS
1	0	0	122	0	3	3	2	1	0	Trade credits and advances	71	FAS
33	0	7	23	0	13	12	12	0	1	Other	79	FAS
161	3	135	4.166	1	275	244	226	19	31	**Liabilities**	F	LIA
0	0	0	0	0	0	0	0	0	0	Currency and deposits	2	LIA
0	0	0	0	0	0	0	0	0	0	Currency	21	LIA
0	0	0	0	0	0	0	0	0	0	Transferable deposits	22	LIA
0	0	0	0	0	0	0	0	0	0	Other deposits	29	LIA
2	0	6	1	0	0	0	0	0	0	Securities other than shares	3	LIA
0	0	0	0	0	0	0	0	0	0	Short-term	331	LIA
2	0	6	1	0	0	0	0	0	0	Long-term	332	LIA
0	0	0	0	0	0	0	0	0	0	Financial derivatives	34	LIA
0	0	0	0	0	31	31	31	0	0	Loans	4	LIA
0	0	0	0	0	0	0	0	0	0	Short-term	41	LIA
0	0	0	0	0	31	31	31	0	0	Long-term	42	LIA
126	0	122	838	1	118	112	108	5	6	Shares and other equity	5	LIA
126	0	122	45	1	20	15	15	0	6	Quoted shares	511	LIA
0	0	0	1	0	97	97	93	5	0	Unquoted shares	512	LIA
0	0	0	41	0	0	0	0	0	0	Other equity	513	LIA
0	0	0	751	0	0	0	0	0	0	Mutual funds shares	52	LIA
8	3	3	3.291	0	73	48	34	14	25	Insurance technical reserves	6	LIA
0	0	0	1.640	0	2	1	0	1	2	Life insurance reserves	611	LIA
0	0	0	932	0	2	0	0	0	2	Pension fund reserves	612	LIA
8	3	3	719	0	68	47	34	13	22	Other technical reserves	62	LIA
25	0	3	37	0	54	53	53	0	0	Other accounts payable	7	LIA
22	0	1	25	0	46	46	45	0	0	Trade credits and advances	71	LIA
4	0	3	12	0	8	8	8	0	0	Other	79	LIA
1.236	-2	-128	-4.014	-1	1.608	1.274	1.012	262	334	**Net financial assets**		NETO
Centralna država/ *Central government*	Lokalna država/ *Local government*	Skladi socialne varnosti/ *Social security funds*	Gospodinjstva/ *Households*	Nepr. instit., ki opravljajo storitve za gospod./ *Non-profit institutions serving households*	Tujina/ *Rest of the world*	EU/ *European Union*	EMU/ *Members of the EMU*	Ostale članice EU/ *European Union, not EMU*	Ostali (izven EU)/ *Others (not EU)*			
S1311	S1313	S1314	S14	S15	S2	S21	S2111	S2112	S22			

B.1.5.1.

S.125 - zavarovalnice in pokojninski skladi

B.1.5.2. Nekonsolidirani finančni računi - transakcije 2009

v mio EUR

B.1.5.2.

Vrsta post.	Oznaka	Finančni instrumenti	Institucionalni sektorji								
			S1	S11	S12	S121	S122	S123	S124	S125	S13
FSR	F	**Finančna sredstva**	452	63	310	0	214	89	-1	8	77
FSR	1	Monetarno zlato in SDR	0	0	0	0	0	0	0	0	0
FSR	2	Gotovina in vloge	43	0	43	0	42	0	0	0	0
FSR	21	Gotovina	0	0	0	0	0	0	0	0	0
FSR	22	Prenosljive vloge	2	0	2	0	2	0	0	0	0
FSR	29	Druge vloge	41	0	41	0	41	0	0	0	0
FSR	3	Vrednostni papirji razen delnic	253	62	105	0	102	0	-1	5	85
FSR	331	Kratkoročni	-22	0	-1	0	-1	0	-1	0	-21
FSR	332	Dolgoročni	275	62	106	0	102	0	-1	5	106
FSR	34	Izvedeni finančni instrumenti	0	0	0	0	0	0	0	0	0
FSR	4	Posojila	80	5	74	0	73	2	0	0	0
FSR	41	Kratkoročna	1	1	0	0	0	2	-2	0	0
FSR	42	Dolgoročna	79	4	74	0	73	0	1	0	0
FSR	5	Delnice in drug lastniški kapital	88	-7	96	0	-4	94	0	6	0
FSR	511	Delnice, ki kotirajo	-15	-9	-7	0	-6	0	0	0	0
FSR	512	Delnice, ki ne kotirajo	10	1	8	0	2	0	0	7	0
FSR	513	Drug lastniški kapital	0	0	0	0	0	0	0	0	0
FSR	52	Delnice/enote investicijskih skladov	94	0	94	0	0	94	0	0	0
FSR	6	Zavarovalno tehnične rezervacije	7	0	7	0	0	0	0	7	0
FSR	611	Rezervacije iz življenjskih zavarovanj	0	0	0	0	0	0	0	0	0
FSR	612	Rezervacije iz pokojninskih zavarovanj	0	0	0	0	0	0	0	0	0
FSR	62	Druge tehnične rezervacije	7	0	7	0	0	0	0	7	0
FSR	7	Druge terjatve	-18	3	-14	0	1	-7	1	-10	-9
FSR	71	Trgovinski krediti in avansi	0	2	-7	0	0	-5	1	-3	0
FSR	79	Drugo	-18	1	-7	0	1	-2	0	-6	-9
OBV	F	**Obveznosti**	562	56	-5	0	-15	1	1	8	-3
OBV	2	Gotovina in vloge	0	0	0	0	0	0	0	0	0
OBV	21	Gotovina	0	0	0	0	0	0	0	0	0
OBV	22	Prenosljive vloge	0	0	0	0	0	0	0	0	0
OBV	29	Druge vloge	0	0	0	0	0	0	0	0	0
OBV	3	Vrednostni papirji razen delnic	3	-1	4	0	-2	2	0	5	0
OBV	331	Kratkoročni	0	0	0	0	0	0	0	0	0
OBV	332	Dolgoročni	3	-1	4	0	-2	2	0	5	0
OBV	34	Izvedeni finančni instrumenti	0	0	0	0	0	0	0	0	0
OBV	4	Posojila	-26	0	-26	0	-27	0	0	0	0
OBV	41	Kratkoročna	-40	0	-40	0	-40	0	0	0	0
OBV	42	Dolgoročna	14	0	14	0	13	0	0	0	0
OBV	5	Delnice in drug lastniški kapital	192	10	19	0	9	4	0	6	0
OBV	511	Delnice, ki kotirajo	6	-4	4	0	1	4	0	0	0
OBV	512	Delnice, ki ne kotirajo	28	14	14	0	8	0	0	7	0
OBV	513	Drug lastniški kapital	0	0	0	0	0	0	0	0	0
OBV	52	Delnice/enote investicijskih skladov	157	0	0	0	0	0	0	0	0
OBV	6	Zavarovalno tehnične rezervacije	406	47	12	0	5	-1	0	7	-4
OBV	611	Rezervacije iz življenjskih zavarovanj	200	0	0	0	0	0	0	0	0
OBV	612	Rezervacije iz pokojninskih zavarovanj	120	0	0	0	0	0	0	0	0
OBV	62	Druge tehnične rezervacije	86	47	12	0	5	-1	0	7	-4
OBV	7	Druge obveznosti	-12	1	-12	0	0	-3	1	-10	1
OBV	71	Trgovinski krediti in avansi	-9	1	-4	0	0	0	0	-3	-4
OBV	79	Drugo	-3	0	-8	0	0	-3	1	-6	4
NETO		**Neto finančna sredstva**	-109	6	315	0	229	87	-1	0	80
			Gospodarstvo Slovenije/ *Total economy*	Nefinančne družbe/ *Non-financial corporations*	Finančne družbe/ *Financial corporations*	Centralna banka/ *Central Bank*	Druge denarne finančne institucije/ *Other monetary financial institutions*	Drugi finančni posredniki / *Other financial intermediaries*	Izvajalci pomožnih finančnih dejavnosti/ *Financial auxiliaries*	Zavarovalnice in pokojninski skladi/ *Insurance corporations and pension funds*	Država/ *General government*
			S1	S11	S12	S121	S122	S123	S124	S125	S13

S.125 - Insurance corporations and pension funds

Non-consolidated financial accounts - transactions 2009 B.1.5.2.

EUR millions

Institutional sectors												
S1311	S1313	S1314	S14	S15	S2	S21	S2111	S2112	S22	Financial instruments	Code	Item type
76	0	0	3	0	134	70	85	-15	65	**Financial assets**	F	FAS
0	0	0	0	0	0	0	0	0	0	Monetary gold and SDRs	1	FAS
0	0	0	0	0	-8	-10	-6	-4	2	Currency and deposits	2	FAS
0	0	0	0	0	0	0	0	0	0	Currency	21	FAS
0	0	0	0	0	0	0	0	-1	0	Transferable deposits	22	FAS
0	0	0	0	0	-7	-9	-6	-3	2	Other deposits	29	FAS
85	0	0	0	0	83	46	49	-3	37	Securities other than shares	3	FAS
-21	0	0	0	0	68	63	63	0	5	Short-term	331	FAS
106	0	0	0	0	15	-17	-14	-3	32	Long-term	332	FAS
0	0	0	0	0	0	0	0	0	0	Financial derivatives	34	FAS
0	0	0	1	0	12	2	2	0	10	Loans	4	FAS
0	0	0	0	0	0	0	0	0	-1	Short-term	41	FAS
0	0	0	1	0	12	2	2	0	10	Long-term	42	FAS
0	0	0	0	0	56	42	45	-3	14	Shares and other equity	5	FAS
0	0	0	0	0	1	3	4	-1	-1	Quoted shares	511	FAS
0	0	0	0	0	-1	-1	-1	0	0	Unquoted shares	512	FAS
0	0	0	0	0	10	-1	0	-1	11	Other equity	513	FAS
0	0	0	0	0	46	41	42	-1	5	Mutual funds shares	52	FAS
0	0	0	0	0	-6	-8	-1	-8	2	Insurance technical reserves	6	FAS
0	0	0	0	0	0	0	0	0	0	Life insurance reserves	611	FAS
0	0	0	0	0	0	0	0	0	0	Pension fund reserves	612	FAS
0	0	0	0	0	-6	-8	-1	-8	2	Other technical reserves	62	FAS
-9	0	0	2	0	-2	-2	-5	2	0	Other accounts receivable	7	FAS
0	0	0	4	0	-1	-1	-1	0	0	Trade credits and advances	71	FAS
-9	0	0	-3	0	-1	-1	-4	3	0	Other	79	FAS
0	-2	-1	513	0	20	13	0	13	7	**Liabilities**	F	LIA
0	0	0	0	0	0	0	0	0	0	Currency and deposits	2	LIA
0	0	0	0	0	0	0	0	0	0	Currency	21	LIA
0	0	0	0	0	0	0	0	0	0	Transferable deposits	22	LIA
0	0	0	0	0	0	0	0	0	0	Other deposits	29	LIA
0	0	0	1	0	0	0	0	0	0	Securities other than shares	3	LIA
0	0	0	0	0	0	0	0	0	0	Short-term	331	LIA
0	0	0	1	0	0	0	0	0	0	Long-term	332	LIA
0	0	0	0	0	0	0	0	0	0	Financial derivatives	34	LIA
0	0	0	0	0	0	0	0	0	0	Loans	4	LIA
0	0	0	0	0	0	0	0	0	0	Short-term	41	LIA
0	0	0	0	0	0	0	0	0	0	Long-term	42	LIA
0	0	0	164	0	0	4	3	1	-4	Shares and other equity	5	LIA
0	0	0	7	0	-6	-2	-4	1	-4	Quoted shares	511	LIA
0	0	0	0	0	7	7	7	0	0	Unquoted shares	512	LIA
0	0	0	0	0	0	0	0	0	0	Other equity	513	LIA
0	0	0	157	0	0	0	0	0	0	Mutual funds shares	52	LIA
-1	-2	-1	350	0	25	14	5	10	11	Insurance technical reserves	6	LIA
0	0	0	200	0	1	0	0	0	1	Life insurance reserves	611	LIA
0	0	0	120	0	0	0	0	0	0	Pension fund reserves	612	LIA
-1	-2	-1	30	0	24	14	4	10	10	Other technical reserves	62	LIA
1	0	0	-2	0	-5	-5	-7	1	0	Other accounts payable	7	LIA
-3	0	0	-3	0	0	0	0	0	0	Trade credits and advances	71	LIA
5	0	0	0	0	-5	-5	-7	1	0	Other	79	LIA
76	3	1	-510	0	114	57	84	-27	57	**Net financial assets**		NETO
Centralna država/ *Central government*	Lokalna država/ *Local government*	Skladi socialne varnosti/ *Social security funds*	Gospodinjstva/ *Households*	Nepr. instit., ki opravljajo storitve za gospod./ *Non-profit institutions serving households*	Tujina/ *Rest of the world*	EU/ *European Union*	EMU/ *Members of the EMU*	Ostale članice EU/ *European Union, not EMU*	Ostali (izven EU)/ *Others (not EU)*			
S1311	S1313	S1314	S14	S15	S2	S21	S2111	S2112	S22			

B.1.5.2.

S.125 - zavarovalnice in pokojninski skladi

B.1.5.3. Nekonsolidirani finančni računi - vrednostne spremembe 2009

v mio EUR

B.1.5.3.

Vrsta post.	Oznaka	Finančni instrumenti	Institucionalni sektorji								
			S1	S11	S12	S121	S122	S123	S124	S125	S13
FSR	F	**Finančna sredstva**	124	31	59	0	6	64	0	-11	34
FSR	1	Monetarno zlato in SDR	0	0	0	0	0	0	0	0	0
FSR	2	Gotovina in vloge	3	0	3	0	3	0	0	0	0
FSR	21	Gotovina	0	0	0	0	0	0	0	0	0
FSR	22	Prenosljive vloge	0	0	0	0	0	0	0	0	0
FSR	29	Druge vloge	3	0	3	0	3	0	0	0	0
FSR	3	Vrednostni papirji razen delnic	37	-4	7	0	8	0	0	-1	34
FSR	331	Kratkoročni	0	0	0	0	0	0	0	0	0
FSR	332	Dolgoročni	36	-4	6	0	7	0	0	-1	34
FSR	34	Izvedeni finančni instrumenti	1	0	1	0	1	0	0	0	0
FSR	4	Posojila	-1	0	0	0	0	0	0	0	0
FSR	41	Kratkoročna	0	0	0	0	0	0	0	0	0
FSR	42	Dolgoročna	-1	0	0	0	0	0	0	0	0
FSR	5	Delnice in drug lastniški kapital	83	35	49	0	-5	63	0	-10	0
FSR	511	Delnice, ki kotirajo	0	15	-15	0	-10	-9	0	4	0
FSR	512	Delnice, ki ne kotirajo	17	25	-8	0	5	0	0	-14	0
FSR	513	Drug lastniški kapital	-5	-5	0	0	0	0	0	0	0
FSR	52	Delnice/enote investicijskih skladov	72	0	72	0	0	72	0	0	0
FSR	6	Zavarovalno tehnične rezervacije	0	0	0	0	0	0	0	0	0
FSR	611	Rezervacije iz življenjskih zavarovanj	0	0	0	0	0	0	0	0	0
FSR	612	Rezervacije iz pokojninskih zavarovanj	0	0	0	0	0	0	0	0	0
FSR	62	Druge tehnične rezervacije	0	0	0	0	0	0	0	0	0
FSR	7	Druge terjatve	3	0	1	0	0	0	0	0	0
FSR	71	Trgovinski krediti in avansi	6	4	0	0	0	0	0	0	0
FSR	79	Drugo	-3	-3	0	0	0	0	0	0	0
OBV	F	**Obveznosti**	440	50	13	0	13	10	1	-11	146
OBV	2	Gotovina in vloge	0	0	0	0	0	0	0	0	0
OBV	21	Gotovina	0	0	0	0	0	0	0	0	0
OBV	22	Prenosljive vloge	0	0	0	0	0	0	0	0	0
OBV	29	Druge vloge	0	0	0	0	0	0	0	0	0
OBV	3	Vrednostni papirji razen delnic	-3	0	-2	0	-1	0	0	-1	0
OBV	331	Kratkoročni	0	0	0	0	0	0	0	0	0
OBV	332	Dolgoročni	-3	0	-2	0	-1	0	0	-1	0
OBV	34	Izvedeni finančni instrumenti	0	0	0	0	0	0	0	0	0
OBV	4	Posojila	0	0	0	0	0	0	0	0	0
OBV	41	Kratkoročna	0	0	0	0	0	0	0	0	0
OBV	42	Dolgoročna	0	0	0	0	0	0	0	0	0
OBV	5	Delnice in drug lastniški kapital	264	49	15	0	13	10	1	-10	146
OBV	511	Delnice, ki kotirajo	233	40	27	0	12	10	1	4	146
OBV	512	Delnice, ki ne kotirajo	-3	9	-12	0	1	0	0	-14	0
OBV	513	Drug lastniški kapital	3	0	0	0	0	0	0	0	0
OBV	52	Delnice/enote investicijskih skladov	31	0	0	0	0	0	0	0	0
OBV	6	Zavarovalno tehnične rezervacije	177	1	0	0	0	0	0	0	0
OBV	611	Rezervacije iz življenjskih zavarovanj	132	0	0	0	0	0	0	0	0
OBV	612	Rezervacije iz pokojninskih zavarovanj	42	0	0	0	0	0	0	0	0
OBV	62	Druge tehnične rezervacije	3	1	0	0	0	0	0	0	0
OBV	7	Druge obveznosti	1	0	1	0	0	0	0	0	0
OBV	71	Trgovinski krediti in avansi	1	0	0	0	0	0	0	0	0
OBV	79	Drugo	0	0	0	0	0	0	0	0	0
NETO		**Neto finančna sredstva**	-315	-19	45	0	-7	53	-1	0	-112
			Gospodarstvo Slovenije/ *Total economy*	Nefinančne družbe/ *Non-financial corporations*	Finančne družbe/ *Financial corporations*	Centralna banka/ *Central Bank*	Druge denarne finančne institucije/ *Other monetary financial institutions*	Drugi finančni posredniki / *Other financial intermediaries*	Izvajalci pomožnih finančnih dejavnosti/ *Financial auxiliaries*	Zavarovalnice in pokojninski skladi/ *Insurance corporations and pension funds*	Država/ *General government*
			S1	S11	S12	S121	S122	S123	S124	S125	S13

S.125 - Insurance corporations and pension funds

Non-consolidated financial accounts - revaluation changes 2009 B.1.5.3.

EUR millions

Institutional sectors												
S1311	S1313	S1314	S14	S15	S2	S21	S2111	S2112	S22	Financial instruments	Code	Item type
34	0	0	1	0	131	119	113	6	13	**Financial assets**	F	FAS
0	0	0	0	0	0	0	0	0	0	Monetary gold and SDRs	1	FAS
0	0	0	0	0	0	0	0	0	0	Currency and deposits	2	FAS
0	0	0	0	0	0	0	0	0	0	Currency	21	FAS
0	0	0	0	0	0	0	0	0	0	Transferable deposits	22	FAS
0	0	0	0	0	0	0	0	0	0	Other deposits	29	FAS
34	0	0	0	0	69	64	57	7	5	Securities other than shares	3	FAS
0	0	0	0	0	0	0	0	0	0	Short-term	331	FAS
34	0	0	0	0	69	64	57	7	5	Long-term	332	FAS
0	0	0	0	0	0	0	0	0	0	Financial derivatives	34	FAS
0	0	0	0	0	0	0	0	0	0	Loans	4	FAS
0	0	0	0	0	0	0	0	0	0	Short-term	41	FAS
0	0	0	0	0	0	0	0	0	0	Long-term	42	FAS
0	0	0	0	0	62	54	56	-1	7	Shares and other equity	5	FAS
0	0	0	0	0	-7	7	7	0	-13	Quoted shares	511	FAS
0	0	0	0	0	12	-3	-2	-1	15	Unquoted shares	512	FAS
0	0	0	0	0	-3	-1	0	-1	-3	Other equity	513	FAS
0	0	0	0	0	59	51	51	0	8	Mutual funds shares	52	FAS
0	0	0	0	0	0	0	0	0	0	Insurance technical reserves	6	FAS
0	0	0	0	0	0	0	0	0	0	Life insurance reserves	611	FAS
0	0	0	0	0	0	0	0	0	0	Pension fund reserves	612	FAS
0	0	0	0	0	0	0	0	0	0	Other technical reserves	62	FAS
0	0	0	2	0	0	0	0	0	0	Other accounts receivable	7	FAS
0	0	0	1	0	0	0	0	0	0	Trade credits and advances	71	FAS
0	0	0	0	0	0	0	0	0	0	Other	79	FAS
69	0	77	231	0	28	26	26	-1	2	**Liabilities**	F	LIA
0	0	0	0	0	0	0	0	0	0	Currency and deposits	2	LIA
0	0	0	0	0	0	0	0	0	0	Currency	21	LIA
0	0	0	0	0	0	0	0	0	0	Transferable deposits	22	LIA
0	0	0	0	0	0	0	0	0	0	Other deposits	29	LIA
0	0	0	0	0	0	0	0	0	0	Securities other than shares	3	LIA
0	0	0	0	0	0	0	0	0	0	Short-term	331	LIA
0	0	0	0	0	0	0	0	0	0	Long-term	332	LIA
0	0	0	0	0	0	0	0	0	0	Financial derivatives	34	LIA
0	0	0	0	0	0	0	0	0	0	Loans	4	LIA
0	0	0	0	0	0	0	0	0	0	Short-term	41	LIA
0	0	0	0	0	0	0	0	0	0	Long-term	42	LIA
69	0	77	55	0	27	25	26	-1	2	Shares and other equity	5	LIA
69	0	77	20	0	10	8	8	0	2	Quoted shares	511	LIA
0	0	0	0	0	17	17	17	-1	0	Unquoted shares	512	LIA
0	0	0	3	0	0	0	0	0	0	Other equity	513	LIA
0	0	0	31	0	0	0	0	0	0	Mutual funds shares	52	LIA
0	0	0	176	0	0	0	0	0	0	Insurance technical reserves	6	LIA
0	0	0	132	0	0	0	0	0	0	Life insurance reserves	611	LIA
0	0	0	42	0	0	0	0	0	0	Pension fund reserves	612	LIA
0	0	0	2	0	0	0	0	0	0	Other technical reserves	62	LIA
0	0	0	0	0	1	1	1	0	0	Other accounts payable	7	LIA
0	0	0	0	0	0	0	0	0	0	Trade credits and advances	71	LIA
0	0	0	0	0	0	0	0	0	0	Other	79	LIA
-36	0	-77	-229	0	103	93	86	7	11	**Net financial assets**		NETO
Centralna država/ *Central government*	Lokalna država/ *Local government*	Skladi socialne varnosti/ *Social security funds*	Gospodinjstva/ *Households*	Nepr. instit., ki opravljajo storitve za gospod./ *Non-profit institutions serving households*	Tujina/ *Rest of the world*	EU/ *European Union*	EMU/ *Members of the EMU*	Ostale članice EU/ *European Union, not EMU*	Ostali (izven EU)/ *Others (not EU)*			
S1311	S1313	S1314	S14	S15	S2	S21	S2111	S2112	S22			

B.1.5.3.

S.125 - zavarovalnice in pokojninski skladi

B.1.5.4. Nekonsolidirani finančni računi - stanja 2009 (konec leta)

v mio EUR

B.1.5.4.

Vrsta post.	Oznaka	Finančni instrumenti	Institucionalni sektorji								
			S1	S11	S12	S121	S122	S123	S124	S125	S13
FSR	F	**Finančna sredstva**	4.555	504	2.379	0	1.517	500	6	356	1.515
FSR	1	Monetarno zlato in SDR	0	0	0	0	0	0	0	0	0
FSR	2	Gotovina in vloge	732	0	732	0	732	0	0	0	0
FSR	21	Gotovina	0	0	0	0	0	0	0	0	0
FSR	22	Prenosljive vloge	18	0	18	0	18	0	0	0	0
FSR	29	Druge vloge	713	0	713	0	713	0	0	0	0
FSR	3	Vrednostni papirji razen delnic	2.192	160	549	0	531	0	0	18	1.483
FSR	331	Kratkoročni	4	0	0	0	0	0	0	0	4
FSR	332	Dolgoročni	2.186	160	548	0	530	0	0	18	1.479
FSR	34	Izvedeni finančni instrumenti	1	0	1	0	1	0	0	0	0
FSR	4	Posojila	127	35	83	0	79	2	1	2	0
FSR	41	Kratkoročna	5	2	2	0	0	2	0	0	0
FSR	42	Dolgoročna	122	33	82	0	79	0	1	2	0
FSR	5	Delnice in drug lastniški kapital	1.065	273	793	0	171	498	2	121	0
FSR	511	Delnice, ki kotirajo	272	142	130	0	100	8	0	22	0
FSR	512	Delnice, ki ne kotirajo	265	95	170	0	71	0	0	99	0
FSR	513	Drug lastniški kapital	53	36	17	0	0	15	2	0	0
FSR	52	Delnice/enote investicijskih skladov	476	0	476	0	1	475	0	0	0
FSR	6	Zavarovalno tehnične rezervacije	188	0	188	0	0	0	0	188	0
FSR	611	Rezervacije iz življenjskih zavarovanj	0	0	0	0	0	0	0	0	0
FSR	612	Rezervacije iz pokojninskih zavarovanj	0	0	0	0	0	0	0	0	0
FSR	62	Druge tehnične rezervacije	188	0	188	0	0	0	0	188	0
FSR	7	Druge terjatve	251	36	35	0	3	1	3	28	32
FSR	71	Trgovinski krediti in avansi	190	34	27	0	0	0	2	24	1
FSR	79	Drugo	61	2	8	0	3	0	1	4	31
OBV	F	**Obveznosti**	6.651	686	613	0	200	50	6	356	442
OBV	2	Gotovina in vloge	0	0	0	0	0	0	0	0	0
OBV	21	Gotovina	0	0	0	0	0	0	0	0	0
OBV	22	Prenosljive vloge	0	0	0	0	0	0	0	0	0
OBV	29	Druge vloge	0	0	0	0	0	0	0	0	0
OBV	3	Vrednostni papirji razen delnic	56	8	39	0	15	6	0	18	7
OBV	331	Kratkoročni	0	0	0	0	0	0	0	0	0
OBV	332	Dolgoročni	56	8	39	0	15	6	0	18	7
OBV	34	Izvedeni finančni instrumenti	0	0	0	0	0	0	0	0	0
OBV	4	Posojila	29	0	29	0	27	0	0	2	0
OBV	41	Kratkoročna	14	0	14	0	14	0	0	0	0
OBV	42	Dolgoročna	15	0	15	0	14	0	0	2	0
OBV	5	Delnice in drug lastniški kapital	1.942	210	282	0	116	42	2	121	394
OBV	511	Delnice, ki kotirajo	689	111	111	0	45	42	2	22	394
OBV	512	Delnice, ki ne kotirajo	265	98	165	0	65	1	0	99	0
OBV	513	Drug lastniški kapital	50	0	5	0	5	0	0	0	0
OBV	52	Delnice/enote investicijskih skladov	940	0	0	0	0	0	0	0	0
OBV	6	Zavarovalno tehnične rezervacije	4.507	450	230	0	41	1	0	188	10
OBV	611	Rezervacije iz življenjskih zavarovanj	1.972	0	0	0	0	0	0	0	0
OBV	612	Rezervacije iz pokojninskih zavarovanj	1.094	0	0	0	0	0	0	0	0
OBV	62	Druge tehnične rezervacije	1.441	450	230	0	41	1	0	188	10
OBV	7	Druge obveznosti	117	19	33	0	0	2	4	28	30
OBV	71	Trgovinski krediti in avansi	81	14	25	0	0	0	1	24	19
OBV	79	Drugo	36	5	8	0	0	1	3	4	11
NETO		**Neto finančna sredstva**	-2.097	-181	1.767	0	1.317	450	0	0	1.073
			Gospodarstvo Slovenije/ *Total economy*	Nefinančne družbe/ *Non-financial corporations*	Finančne družbe/ *Financial corporations*	Centralna banka/ *Central Bank*	Druge denarne finančne institucije/ *Other monetary financial institutions*	Drugi finančni posredniki / *Other financial intermediaries*	Izvajalci pomožnih finančnih dejavnosti/ *Financial auxiliaries*	Zavarovalnice in pokojninski skladi/ *Insurance corporations and pension funds*	Država/ *General government*
			S1	S11	S12	S121	S122	S123	S124	S125	S13

S.125 - Insurance corporations and pension funds

Non-consolidated financial accounts - outstanding amounts 2009 (end of year) B.1.5.4.

EUR millions

Institutional sectors												
S1311	S1313	S1314	S14	S15	S2	S21	S2111	S2112	S22	Financial instruments	Code	Item type
1.507	1	7	156	0	2.148	1.707	1.435	272	442	**Financial assets**	F	FAS
0	0	0	0	0	0	0	0	0	0	Monetary gold and SDRs	1	FAS
0	0	0	0	0	7	3	3	0	4	Currency and deposits	2	FAS
0	0	0	0	0	0	0	0	0	0	Currency	21	FAS
0	0	0	0	0	1	0	0	0	0	Transferable deposits	22	FAS
0	0	0	0	0	6	3	3	0	3	Other deposits	29	FAS
1.483	0	0	0	0	1.510	1.296	1.065	231	214	Securities other than shares	3	FAS
4	0	0	0	0	78	72	72	0	6	Short-term	331	FAS
1.479	0	0	0	0	1.429	1.221	990	231	208	Long-term	332	FAS
0	0	0	0	0	2	2	2	0	0	Financial derivatives	34	FAS
0	0	0	7	0	18	6	6	0	12	Loans	4	FAS
0	0	0	1	0	0	0	0	0	0	Short-term	41	FAS
0	0	0	6	0	18	6	6	0	12	Long-term	42	FAS
0	0	0	0	0	569	362	332	30	207	Shares and other equity	5	FAS
0	0	0	0	0	112	46	45	1	66	Quoted shares	511	FAS
0	0	0	0	0	101	16	5	11	84	Unquoted shares	512	FAS
0	0	0	0	0	23	4	0	4	19	Other equity	513	FAS
0	0	0	0	0	333	295	282	13	37	Mutual funds shares	52	FAS
0	0	0	0	0	30	26	19	7	4	Insurance technical reserves	6	FAS
0	0	0	0	0	0	0	0	0	0	Life insurance reserves	611	FAS
0	0	0	0	0	0	0	0	0	0	Pension fund reserves	612	FAS
0	0	0	0	0	30	26	19	7	4	Other technical reserves	62	FAS
24	1	7	149	0	15	13	9	4	1	Other accounts receivable	7	FAS
1	0	0	128	0	2	2	1	1	0	Trade credits and advances	71	FAS
23	0	7	20	0	12	11	9	3	1	Other	79	FAS
231	1	210	4.910	2	322	283	252	31	40	**Liabilities**	F	LIA
0	0	0	0	0	0	0	0	0	0	Currency and deposits	2	LIA
0	0	0	0	0	0	0	0	0	0	Currency	21	LIA
0	0	0	0	0	0	0	0	0	0	Transferable deposits	22	LIA
0	0	0	0	0	0	0	0	0	0	Other deposits	29	LIA
2	0	5	2	0	0	0	0	0	0	Securities other than shares	3	LIA
0	0	0	0	0	0	0	0	0	0	Short-term	331	LIA
2	0	5	2	0	0	0	0	0	0	Long-term	332	LIA
0	0	0	0	0	0	0	0	0	0	Financial derivatives	34	LIA
0	0	0	0	0	31	31	31	0	0	Loans	4	LIA
0	0	0	0	0	0	0	0	0	0	Short-term	41	LIA
0	0	0	0	0	31	31	31	0	0	Long-term	42	LIA
195	0	199	1.056	1	145	141	136	5	3	Shares and other equity	5	LIA
195	0	199	71	1	24	21	19	2	3	Quoted shares	511	LIA
0	0	0	1	0	121	121	117	4	0	Unquoted shares	512	LIA
0	0	0	44	0	0	0	0	0	0	Other equity	513	LIA
0	0	0	940	0	0	0	0	0	0	Mutual funds shares	52	LIA
7	0	3	3.817	1	98	62	39	23	36	Insurance technical reserves	6	LIA
0	0	0	1.972	0	3	1	0	0	2	Life insurance reserves	611	LIA
0	0	0	1.094	0	2	0	0	0	2	Pension fund reserves	612	LIA
7	0	3	751	1	92	61	38	23	31	Other technical reserves	62	LIA
27	0	3	35	0	49	48	47	2	0	Other accounts payable	7	LIA
19	0	0	23	0	46	46	45	0	0	Trade credits and advances	71	LIA
8	0	3	12	0	3	3	1	2	0	Other	79	LIA
1.276	0	-203	-4.754	-2	1.826	1.424	1.183	241	402	**Net financial assets**		NETO
Centralna država/ *Central government*	Lokalna država/ *Local government*	Skladi socialne varnosti/ *Social security funds*	Gospodinjstva/ *Households*	Nepr. instit., ki opravljajo storitve za gospod./ *Non-profit institutions serving households*	Tujina/ *Rest of the world*	EU/ *European Union*	EMU/ *Members of the EMU*	Ostale članice EU/ *European Union, not EMU*	Ostali (izven EU)/ *Others (not EU)*			
S1311	S1313	S1314	S14	S15	S2	S21	S2111	S2112	S22			

B.1.5.4.

S.13 - država

B.1.6.1. Nekonsolidirani finančni računi - stanja 2008 (konec leta)

v mio EUR

B.1.6.1.

Vrsta post.	Oznaka	Finančni instrumenti	Institucionalni sektorji								
			S1	S11	S12	S121	S122	S123	S124	S125	S13
FSR	F	**Finančna sredstva**	16.756	7.827	4.454	990	3.109	49	7	299	4.124
FSR	1	Monetarno zlato in SDR	0	0	0	0	0	0	0	0	0
FSR	2	Gotovina in vloge	2.277	0	2.277	384	1.893	0	0	0	0
FSR	21	Gotovina	4	0	4	4	0	0	0	0	0
FSR	22	Prenosljive vloge	142	0	142	29	113	0	0	0	0
FSR	29	Druge vloge	2.130	0	2.130	351	1.780	0	0	0	0
FSR	3	Vrednostni papirji razen delnic	282	28	96	0	88	0	0	8	158
FSR	331	Kratkoročni	1	0	0	0	0	0	0	0	1
FSR	332	Dolgoročni	282	28	96	0	88	0	0	8	158
FSR	34	Izvedeni finančni instrumenti	0	0	0	0	0	0	0	0	0
FSR	4	Posojila	1.616	296	0	0	0	0	0	0	1.168
FSR	41	Kratkoročna	1.047	2	0	0	0	0	0	0	1.045
FSR	42	Dolgoročna	569	294	0	0	0	0	0	0	123
FSR	5	Delnice in drug lastniški kapital	9.512	5.831	1.741	513	951	25	4	249	1.940
FSR	511	Delnice, ki kotirajo	2.104	1.716	388	0	138	2	0	249	0
FSR	512	Delnice, ki ne kotirajo	3.947	1.264	814	0	813	0	1	0	1.869
FSR	513	Drug lastniški kapital	3.438	2.852	516	513	0	0	2	0	71
FSR	52	Delnice/enote investicijskih skladov	23	0	23	0	0	23	0	0	0
FSR	6	Zavarovalno tehnične rezervacije	14	0	14	0	0	0	0	14	0
FSR	611	Rezervacije iz življenjskih zavarovanj	0	0	0	0	0	0	0	0	0
FSR	612	Rezervacije iz pokojninskih zavarovanj	0	0	0	0	0	0	0	0	0
FSR	62	Druge tehnične rezervacije	14	0	14	0	0	0	0	14	0
FSR	7	Druge terjatve	3.056	1.672	327	93	178	24	3	29	858
FSR	71	Trgovinski krediti in avansi	405	120	27	0	0	4	0	23	220
FSR	79	Drugo	2.651	1.552	301	93	178	20	3	7	638
OBV	F	**Obveznosti**	11.079	2.047	4.177	70	2.455	228	20	1.405	4.124
OBV	2	Gotovina in vloge	42	0	0	0	0	0	0	0	0
OBV	21	Gotovina	42	0	0	0	0	0	0	0	0
OBV	22	Prenosljive vloge	0	0	0	0	0	0	0	0	0
OBV	29	Druge vloge	0	0	0	0	0	0	0	0	0
OBV	3	Vrednostni papirji razen delnic	3.975	67	3.398	69	1.912	47	6	1.364	158
OBV	331	Kratkoročni	90	1	88	0	63	1	0	25	1
OBV	332	Dolgoročni	3.884	66	3.309	69	1.848	47	6	1.339	158
OBV	34	Izvedeni finančni instrumenti	0	0	0	0	0	0	0	0	0
OBV	4	Posojila	1.877	64	640	0	511	128	1	0	1.168
OBV	41	Kratkoročna	1.150	46	59	0	57	0	1	0	1.045
OBV	42	Dolgoročna	727	18	582	0	453	128	0	0	123
OBV	5	Delnice in drug lastniški kapital	1.941	0	0	0	0	0	0	0	1.940
OBV	511	Delnice, ki kotirajo	0	0	0	0	0	0	0	0	0
OBV	512	Delnice, ki ne kotirajo	1.870	0	0	0	0	0	0	0	1.869
OBV	513	Drug lastniški kapital	71	0	0	0	0	0	0	0	71
OBV	52	Delnice/enote investicijskih skladov	0	0	0	0	0	0	0	0	0
OBV	6	Zavarovalno tehnične rezervacije	0	0	0	0	0	0	0	0	0
OBV	611	Rezervacije iz življenjskih zavarovanj	0	0	0	0	0	0	0	0	0
OBV	612	Rezervacije iz pokojninskih zavarovanj	0	0	0	0	0	0	0	0	0
OBV	62	Druge tehnične rezervacije	0	0	0	0	0	0	0	0	0
OBV	7	Druge obveznosti	3.244	1.916	139	0	33	53	12	41	858
OBV	71	Trgovinski krediti in avansi	774	499	5	0	0	3	0	1	220
OBV	79	Drugo	2.470	1.416	134	0	33	50	12	40	638
NETO		**Neto finančna sredstva**	5.677	5.780	277	921	654	-179	-13	-1.106	0
			Gospodarstvo Slovenije/ *Total economy*	Nefinančne družbe/ *Non-financial corporations*	Finančne družbe/ *Financial corporations*	Centralna banka/ *Central Bank*	Druge denarne finančne institucije/ *Other monetary financial institutions*	Drugi finančni posredniki / *Other financial intermediaries*	Izvajalci pomožnih finančnih dejavnosti/ *Financial auxiliaries*	Zavarovalnice in pokojninski skladi/ *Insurance corporations and pension funds*	Država/ *General government*
			S1	S11	S12	S121	S122	S123	S124	S125	S13

S.13 - General government

Non-consolidated financial accounts - outstanding amounts 2008 (end of year) B.1.6.1.

EUR millions

B.1.6.1.

Institutional sectors												
S1311	S1313	S1314	S14	S15	S2	S21	S2111	S2112	S22	Financial instruments	Code	Item type
2.634	152	1.337	326	25	563	322	230	93	240	**Financial assets**	F	FAS
0	0	0	0	0	0	0	0	0	0	Monetary gold and SDRs	1	FAS
0	0	0	0	0	4	2	2	0	2	Currency and deposits	2	FAS
0	0	0	0	0	0	0	0	0	0	Currency	21	FAS
0	0	0	0	0	3	2	2	0	1	Transferable deposits	22	FAS
0	0	0	0	0	0	0	0	0	0	Other deposits	29	FAS
158	0	0	0	0	187	161	140	22	26	Securities other than shares	3	FAS
1	0	0	0	0	7	7	7	0	0	Short-term	331	FAS
158	0	0	0	0	173	148	127	22	25	Long-term	332	FAS
0	0	0	0	0	7	6	6	0	1	Financial derivatives	34	FAS
1.077	92	0	129	23	0	0	0	0	0	Loans	4	FAS
1.044	1	0	0	0	0	0	0	0	0	Short-term	41	FAS
33	90	0	129	22	0	0	0	0	0	Long-term	42	FAS
650	0	1.290	0	0	239	91	42	49	149	Shares and other equity	5	FAS
0	0	0	0	0	98	68	22	46	31	Quoted shares	511	FAS
579	0	1.290	0	0	4	0	0	0	4	Unquoted shares	512	FAS
71	0	0	0	0	82	0	0	0	82	Other equity	513	FAS
0	0	0	0	0	55	23	20	3	32	Mutual funds shares	52	FAS
0	0	0	0	0	0	0	0	0	0	Insurance technical reserves	6	FAS
0	0	0	0	0	0	0	0	0	0	Life insurance reserves	611	FAS
0	0	0	0	0	0	0	0	0	0	Pension fund reserves	612	FAS
0	0	0	0	0	0	0	0	0	0	Other technical reserves	62	FAS
750	61	47	196	3	132	68	46	22	64	Other accounts receivable	7	FAS
166	10	44	37	1	16	14	13	1	2	Trade credits and advances	71	FAS
583	51	3	159	1	116	54	33	21	62	Other	79	FAS
3.836	70	218	654	76	4.115	3.586	2.584	1.002	530	**Liabilities**	F	LIA
0	0	0	42	0	0	0	0	0	0	Currency and deposits	2	LIA
0	0	0	42	0	0	0	0	0	0	Currency	21	LIA
0	0	0	0	0	0	0	0	0	0	Transferable deposits	22	LIA
0	0	0	0	0	0	0	0	0	0	Other deposits	29	LIA
103	0	55	301	51	3.537	3.027	2.160	867	510	Securities other than shares	3	LIA
1	0	0	0	0	0	0	0	0	0	Short-term	331	LIA
102	0	55	300	51	3.537	3.027	2.160	867	510	Long-term	332	LIA
0	0	0	0	0	0	0	0	0	0	Financial derivatives	34	LIA
1.035	6	128	4	0	169	153	27	126	16	Loans	4	LIA
917	0	128	0	0	0	0	0	0	0	Short-term	41	LIA
118	5	0	4	0	169	153	27	126	16	Long-term	42	LIA
1.939	1	0	1	0	0	0	0	0	0	Shares and other equity	5	LIA
0	0	0	0	0	0	0	0	0	0	Quoted shares	511	LIA
1.868	1	0	1	0	0	0	0	0	0	Unquoted shares	512	LIA
71	0	0	0	0	0	0	0	0	0	Other equity	513	LIA
0	0	0	0	0	0	0	0	0	0	Mutual funds shares	52	LIA
0	0	0	0	0	0	0	0	0	0	Insurance technical reserves	6	LIA
0	0	0	0	0	0	0	0	0	0	Life insurance reserves	611	LIA
0	0	0	0	0	0	0	0	0	0	Pension fund reserves	612	LIA
0	0	0	0	0	0	0	0	0	0	Other technical reserves	62	LIA
760	62	35	306	25	409	406	397	9	3	Other accounts payable	7	LIA
198	22	1	46	4	352	349	340	9	3	Trade credits and advances	71	LIA
562	41	35	260	21	57	57	57	0	0	Other	79	LIA
-1.201	82	1.119	-328	-51	-3.553	-3.263	-2.354	-909	-289	**Net financial assets**		NETO
Centralna država/ *Central government*	Lokalna država/ *Local government*	Skladi socialne varnosti/ *Social security funds*	Gospodinjstva/ *Households*	Nepr. instit., ki opravljajo storitve za gospod./ *Non-profit institutions serving households*	Tujina/ *Rest of the world*	EU/ *European Union*	EMU/ *Members of the EMU*	Ostale članice EU/ *European Union, not EMU*	Ostali (izven EU)/ *Others (not EU)*			
S1311	S1313	S1314	S14	S15	S2	S21	S2111	S2112	S22			

S.13 - država

B.1.6.2. Nekonsolidirani finančni računi - transakcije 2009

v mio EUR

B.1.6.2

Vrsta post.	Oznaka	Finančni instrumenti	Institucionalni sektorji								
			S1	S11	S12	S121	S122	S123	S124	S125	S13
FSR	F	**Finančna sredstva**	4.203	-96	2.248	2	2.258	-9	-1	-3	2.042
FSR	1	Monetarno zlato in SDR	0	0	0	0	0	0	0	0	0
FSR	2	Gotovina in vloge	2.062	0	2.062	2	2.060	0	0	0	0
FSR	21	Gotovina	0	0	0	0	0	0	0	0	0
FSR	22	Prenosljive vloge	64	0	64	2	62	0	0	0	0
FSR	29	Druge vloge	1.999	0	1.999	1	1.998	0	0	0	0
FSR	3	Vrednostni papirji razen delnic	6	0	13	0	14	0	0	0	-7
FSR	331	Kratkoročni	0	0	0	0	0	0	0	0	0
FSR	332	Dolgoročni	6	-1	13	0	14	0	0	0	-6
FSR	34	Izvedeni finančni instrumenti	0	0	0	0	0	0	0	0	0
FSR	4	Posojila	1.943	7	0	0	0	0	0	0	1.942
FSR	41	Kratkoročna	1.933	1	0	0	0	0	0	0	1.931
FSR	42	Dolgoročna	10	6	0	0	0	0	0	0	11
FSR	5	Delnice in drug lastniški kapital	147	-9	156	0	160	-4	0	0	0
FSR	511	Delnice, ki kotirajo	-1	-1	0	0	0	0	0	0	0
FSR	512	Delnice, ki ne kotirajo	159	-1	160	0	160	0	0	0	0
FSR	513	Drug lastniški kapital	-7	-7	0	0	0	0	0	0	0
FSR	52	Delnice/enote investicijskih skladov	-4	0	-4	0	0	-4	0	0	0
FSR	6	Zavarovalno tehnične rezervacije	-4	0	-4	0	0	0	0	-4	0
FSR	611	Rezervacije iz življenjskih zavarovanj	0	0	0	0	0	0	0	0	0
FSR	612	Rezervacije iz pokojninskih zavarovanj	0	0	0	0	0	0	0	0	0
FSR	62	Druge tehnične rezervacije	-4	0	-4	0	0	0	0	-4	0
FSR	7	Druge terjatve	48	-94	19	0	25	-5	-1	1	108
FSR	71	Trgovinski krediti in avansi	47	20	-4	0	0	0	0	-4	28
FSR	79	Drugo	1	-113	23	0	25	-5	-1	4	80
OBV	F	**Obveznosti**	3.439	-185	1.583	94	1.447	-26	-8	77	2.042
OBV	2	Gotovina in vloge	-2	0	0	0	0	0	0	0	0
OBV	21	Gotovina	-2	0	0	0	0	0	0	0	0
OBV	22	Prenosljive vloge	0	0	0	0	0	0	0	0	0
OBV	29	Druge vloge	0	0	0	0	0	0	0	0	0
OBV	3	Vrednostni papirji razen delnic	1.346	-4	1.369	94	1.196	-7	0	85	-7
OBV	331	Kratkoročni	662	-1	663	0	684	-1	0	-21	0
OBV	332	Dolgoročni	685	-3	706	94	512	-6	0	106	-6
OBV	34	Izvedeni finančni instrumenti	0	0	0	0	0	0	0	0	0
OBV	4	Posojila	2.182	17	223	0	233	-9	0	0	1.942
OBV	41	Kratkoročna	1.897	8	-42	0	-42	0	0	0	1.931
OBV	42	Dolgoročna	285	9	265	0	275	-9	0	0	11
OBV	5	Delnice in drug lastniški kapital	0	0	0	0	0	0	0	0	0
OBV	511	Delnice, ki kotirajo	0	0	0	0	0	0	0	0	0
OBV	512	Delnice, ki ne kotirajo	0	0	0	0	0	0	0	0	0
OBV	513	Drug lastniški kapital	0	0	0	0	0	0	0	0	0
OBV	52	Delnice/enote investicijskih skladov	0	0	0	0	0	0	0	0	0
OBV	6	Zavarovalno tehnične rezervacije	0	0	0	0	0	0	0	0	0
OBV	611	Rezervacije iz življenjskih zavarovanj	0	0	0	0	0	0	0	0	0
OBV	612	Rezervacije iz pokojninskih zavarovanj	0	0	0	0	0	0	0	0	0
OBV	62	Druge tehnične rezervacije	0	0	0	0	0	0	0	0	0
OBV	7	Druge obveznosti	-87	-198	-9	0	18	-10	-8	-9	108
OBV	71	Trgovinski krediti in avansi	21	-13	4	0	0	4	0	0	28
OBV	79	Drugo	-108	-185	-12	0	18	-14	-7	-9	80
NETO		**Neto finančna sredstva**	764	89	665	-92	812	17	7	-80	0
			Gospodarstvo Slovenije/ *Total economy*	Nefinančne družbe/ *Non-financial corporations*	Finančne družbe/ *Financial corporations*	Centralna banka/ *Central Bank*	Druge denarne finančne institucije/ *Other monetary financial institutions*	Drugi finančni posredniki / *Other financial intermediaries*	Izvajalci pomožnih finančnih dejavnosti/ *Financial auxiliaries*	Zavarovalnice in pokojninski skladi/ *Insurance corporations and pension funds*	Država/ *General government*
			S1	S11	S12	S121	S122	S123	S124	S125	S13

S.13 - General government

Non-consolidated financial accounts - transactions 2009 B.1.6.2.

EUR millions

Institutional sectors												
S1311	S1313	S1314	S14	S15	S2	S21	S2111	S2112	S22	Financial instruments	Code	Item type
2.043	5	-6	10	-1	-52	-51	-38	-13	-1	**Financial assets**	F	FAS
0	0	0	0	0	0	0	0	0	0	Monetary gold and SDRs	1	FAS
0	0	0	0	0	-1	0	0	0	-1	Currency and deposits	2	FAS
0	0	0	0	0	0	0	0	0	0	Currency	21	FAS
0	0	0	0	0	0	0	0	0	0	Transferable deposits	22	FAS
0	0	0	0	0	0	0	0	0	0	Other deposits	29	FAS
-7	0	0	0	0	-59	-46	-34	-12	-13	Securities other than shares	3	FAS
0	0	0	0	0	-7	-7	-7	0	0	Short-term	331	FAS
-6	0	0	0	0	-50	-38	-26	-12	-13	Long-term	332	FAS
0	0	0	0	0	-2	-2	-2	0	0	Financial derivatives	34	FAS
1.947	-5	0	-5	-1	0	0	0	0	0	Loans	4	FAS
1.931	0	0	0	0	0	0	0	0	0	Short-term	41	FAS
16	-5	0	-5	-1	0	0	0	0	0	Long-term	42	FAS
0	0	0	0	0	4	-7	-5	-2	11	Shares and other equity	5	FAS
0	0	0	0	0	-22	-9	-6	-3	-13	Quoted shares	511	FAS
0	0	0	0	0	0	0	0	0	0	Unquoted shares	512	FAS
0	0	0	0	0	23	6	6	0	17	Other equity	513	FAS
0	0	0	0	0	3	-4	-4	0	7	Mutual funds shares	52	FAS
0	0	0	0	0	0	0	0	0	0	Insurance technical reserves	6	FAS
0	0	0	0	0	0	0	0	0	0	Life insurance reserves	611	FAS
0	0	0	0	0	0	0	0	0	0	Pension fund reserves	612	FAS
0	0	0	0	0	0	0	0	0	0	Other technical reserves	62	FAS
103	10	-6	14	1	4	2	2	1	2	Other accounts receivable	7	FAS
28	4	-5	2	1	5	3	3	0	1	Trade credits and advances	71	FAS
75	6	-1	12	0	-1	-1	-1	0	0	Other	79	FAS
2.087	22	-67	-12	10	2.765	2.964	1.298	1.665	-199	**Liabilities**	F	LIA
0	0	0	-2	0	0	0	0	0	0	Currency and deposits	2	LIA
0	0	0	-2	0	0	0	0	0	0	Currency	21	LIA
0	0	0	0	0	0	0	0	0	0	Transferable deposits	22	LIA
0	0	0	0	0	0	0	0	0	0	Other deposits	29	LIA
-4	1	-4	-13	1	2.767	2.963	1.282	1.681	-196	Securities other than shares	3	LIA
0	0	0	0	0	0	0	0	0	0	Short-term	331	LIA
-3	1	-4	-13	1	2.767	2.963	1.282	1.681	-196	Long-term	332	LIA
0	0	0	0	0	0	0	0	0	0	Financial derivatives	34	LIA
2.018	-2	-74	0	0	-21	-15	-7	-8	-6	Loans	4	LIA
2.005	1	-74	0	0	0	0	0	0	0	Short-term	41	LIA
13	-2	0	0	0	-21	-15	-7	-8	-6	Long-term	42	LIA
0	0	0	0	0	0	0	0	0	0	Shares and other equity	5	LIA
0	0	0	0	0	0	0	0	0	0	Quoted shares	511	LIA
0	0	0	0	0	0	0	0	0	0	Unquoted shares	512	LIA
0	0	0	0	0	0	0	0	0	0	Other equity	513	LIA
0	0	0	0	0	0	0	0	0	0	Mutual funds shares	52	LIA
0	0	0	0	0	0	0	0	0	0	Insurance technical reserves	6	LIA
0	0	0	0	0	0	0	0	0	0	Life insurance reserves	611	LIA
0	0	0	0	0	0	0	0	0	0	Pension fund reserves	612	LIA
0	0	0	0	0	0	0	0	0	0	Other technical reserves	62	LIA
73	23	11	4	9	19	15	23	-8	4	Other accounts payable	7	LIA
14	12	1	2	1	8	6	14	-8	2	Trade credits and advances	71	LIA
59	10	10	2	8	11	9	9	0	1	Other	79	LIA
-44	-17	61	21	-11	-2.817	-3.015	-1.336	-1.679	198	**Net financial assets**		NETO
Centralna država/ *Central government*	Lokalna država/ *Local government*	Skladi socialne varnosti/ *Social security funds*	Gospodinjstva/ *Households*	Nepr. instit., ki opravljajo storitve za gospod./ *Non-profit institutions serving households*	Tujina/ *Rest of the world*	EU/ *European Union*	EMU/ *Members of the EMU*	Ostale članice EU/ *European Union, not EMU*	Ostali (izven EU)/ *Others (not EU)*			
S1311	S1313	S1314	S14	S15	S2	S21	S2111	S2112	S22			

B.1.6.2.

S.13 - država

B.1.6.3. Nekonsolidirani finančni računi - vrednostne spremembe 2009

v mio EUR

B.1.6.3.

Vrsta post.	Oznaka	Finančni instrumenti	Institucionalni sektorji								
			S1	S11	S12	S121	S122	S123	S124	S125	S13
FSR	F	**Finančna sredstva**	-408	-34	376	163	62	5	0	146	-738
FSR	1	Monetarno zlato in SDR	0	0	0	0	0	0	0	0	0
FSR	2	Gotovina in vloge	-6	0	-6	-4	-3	0	0	0	0
FSR	21	Gotovina	0	0	0	0	0	0	0	0	0
FSR	22	Prenosljive vloge	0	0	0	0	0	0	0	0	0
FSR	29	Druge vloge	-7	0	-7	-3	-3	0	0	0	0
FSR	3	Vrednostni papirji razen delnic	3	1	1	0	1	0	0	0	1
FSR	331	Kratkoročni	0	0	0	0	0	0	0	0	0
FSR	332	Dolgoročni	3	1	1	0	1	0	0	0	2
FSR	34	Izvedeni finančni instrumenti	0	0	0	0	0	0	0	0	0
FSR	4	Posojila	-182	-160	3	0	3	0	0	0	-17
FSR	41	Kratkoročna	-6	1	0	0	0	0	0	0	-6
FSR	42	Dolgoročna	-176	-161	3	0	3	0	0	0	-10
FSR	5	Delnice in drug lastniški kapital	152	173	388	170	66	5	0	146	-409
FSR	511	Delnice, ki kotirajo	396	228	168	0	23	-1	0	146	0
FSR	512	Delnice, ki ne kotirajo	-428	-68	44	0	43	0	0	0	-403
FSR	513	Drug lastniški kapital	178	13	170	170	0	0	0	0	-5
FSR	52	Delnice/enote investicijskih skladov	6	0	6	0	0	6	0	0	0
FSR	6	Zavarovalno tehnične rezervacije	0	0	0	0	0	0	0	0	0
FSR	611	Rezervacije iz življenjskih zavarovanj	0	0	0	0	0	0	0	0	0
FSR	612	Rezervacije iz pokojninskih zavarovanj	0	0	0	0	0	0	0	0	0
FSR	62	Druge tehnične rezervacije	0	0	0	0	0	0	0	0	0
FSR	7	Druge terjatve	-374	-48	-9	-3	-6	0	0	0	-314
FSR	71	Trgovinski krediti in avansi	31	20	0	0	0	-1	0	0	5
FSR	79	Drugo	-404	-68	-8	-3	-6	0	0	0	-318
OBV	F	**Obveznosti**	-621	-45	154	2	124	-5	0	34	-738
OBV	2	Gotovina in vloge	0	0	0	0	0	0	0	0	0
OBV	21	Gotovina	0	0	0	0	0	0	0	0	0
OBV	22	Prenosljive vloge	0	0	0	0	0	0	0	0	0
OBV	29	Druge vloge	0	0	0	0	0	0	0	0	0
OBV	3	Vrednostni papirji razen delnic	181	3	162	2	125	2	0	34	1
OBV	331	Kratkoročni	-3	0	-2	0	-2	0	0	0	0
OBV	332	Dolgoročni	184	3	164	2	127	2	0	34	2
OBV	34	Izvedeni finančni instrumenti	0	0	0	0	0	0	0	0	0
OBV	4	Posojila	-24	-1	-6	0	-7	0	0	0	-17
OBV	41	Kratkoročna	-8	-1	-1	0	-1	0	0	0	-6
OBV	42	Dolgoročna	-16	0	-5	0	-5	0	0	0	-10
OBV	5	Delnice in drug lastniški kapital	-410	0	0	0	0	0	0	0	-409
OBV	511	Delnice, ki kotirajo	0	0	0	0	0	0	0	0	0
OBV	512	Delnice, ki ne kotirajo	-404	0	0	0	0	0	0	0	-403
OBV	513	Drug lastniški kapital	-5	0	0	0	0	0	0	0	-5
OBV	52	Delnice/enote investicijskih skladov	0	0	0	0	0	0	0	0	0
OBV	6	Zavarovalno tehnične rezervacije	0	0	0	0	0	0	0	0	0
OBV	611	Rezervacije iz življenjskih zavarovanj	0	0	0	0	0	0	0	0	0
OBV	612	Rezervacije iz pokojninskih zavarovanj	0	0	0	0	0	0	0	0	0
OBV	62	Druge tehnične rezervacije	0	0	0	0	0	0	0	0	0
OBV	7	Druge obveznosti	-368	-47	-1	0	6	-7	0	0	-314
OBV	71	Trgovinski krediti in avansi	-4	-6	0	0	0	0	0	0	5
OBV	79	Drugo	-364	-41	-1	0	6	-7	0	0	-318
NETO		**Neto finančna sredstva**	213	11	222	162	-62	10	0	112	0
			Gospodarstvo Slovenije/ *Total economy*	Nefinančne družbe/ *Non-financial corporations*	Finančne družbe/ *Financial corporations*	Centralna banka/ *Central Bank*	Druge denarne finančne institucije/ *Other monetary financial institutions*	Drugi finančni posredniki / *Other financial intermediaries*	Izvajalci pomožnih finančnih dejavnosti/ *Financial auxiliaries*	Zavarovalnice in pokojninski skladi/ *Insurance corporations and pension funds*	Država/ *General government*
			S1	S11	S12	S121	S122	S123	S124	S125	S13

S.13 - General government

Non-consolidated financial accounts - revaluation changes 2009 B.1.6.3.

EUR millions

Institutional sectors												
S1311	S1313	S1314	S14	S15	S2	S21	S2111	S2112	S22	Financial instruments	Code	Item type
-695	1	-44	-12	0	19	-27	12	-39	46	**Financial assets**	F	FAS
0	0	0	0	0	0	0	0	0	0	Monetary gold and SDRs	1	FAS
0	0	0	0	0	0	0	0	0	0	Currency and deposits	2	FAS
0	0	0	0	0	0	0	0	0	0	Currency	21	FAS
0	0	0	0	0	0	0	0	0	0	Transferable deposits	22	FAS
0	0	0	0	0	0	0	0	0	0	Other deposits	29	FAS
1	0	0	0	0	7	5	3	2	3	Securities other than shares	3	FAS
0	0	0	0	0	0	0	0	0	0	Short-term	331	FAS
2	0	0	0	0	8	5	4	2	3	Long-term	332	FAS
0	0	0	0	0	-1	-1	-1	0	0	Financial derivatives	34	FAS
-16	-1	0	-9	0	0	0	0	0	0	Loans	4	FAS
-6	0	0	0	0	0	0	0	0	0	Short-term	41	FAS
-10	-1	0	-8	0	0	0	0	0	0	Long-term	42	FAS
-364	0	-45	0	0	39	-30	10	-40	69	Shares and other equity	5	FAS
0	0	0	0	0	26	-39	2	-41	65	Quoted shares	511	FAS
-359	0	-45	0	0	-2	0	0	0	-2	Unquoted shares	512	FAS
-5	0	0	0	0	0	0	0	0	0	Other equity	513	FAS
0	0	0	0	0	16	9	8	1	7	Mutual funds shares	52	FAS
0	0	0	0	0	0	0	0	0	0	Insurance technical reserves	6	FAS
0	0	0	0	0	0	0	0	0	0	Life insurance reserves	611	FAS
0	0	0	0	0	0	0	0	0	0	Pension fund reserves	612	FAS
0	0	0	0	0	0	0	0	0	0	Other technical reserves	62	FAS
-316	1	1	-4	0	-27	-2	-1	-1	-26	Other accounts receivable	7	FAS
4	0	1	6	0	0	0	0	0	0	Trade credits and advances	71	FAS
-321	2	0	-10	0	-27	-2	-1	-1	-26	Other	79	FAS
-749	53	-41	5	2	288	266	159	107	22	**Liabilities**	F	LIA
0	0	0	0	0	0	0	0	0	0	Currency and deposits	2	LIA
0	0	0	0	0	0	0	0	0	0	Currency	21	LIA
0	0	0	0	0	0	0	0	0	0	Transferable deposits	22	LIA
0	0	0	0	0	0	0	0	0	0	Other deposits	29	LIA
1	0	1	12	2	284	263	158	105	21	Securities other than shares	3	LIA
0	0	0	0	0	0	0	0	0	0	Short-term	331	LIA
1	0	1	12	2	284	263	158	105	21	Long-term	332	LIA
0	0	0	0	0	0	0	0	0	0	Financial derivatives	34	LIA
-16	0	-1	0	0	3	3	1	2	0	Loans	4	LIA
-6	0	-1	0	0	0	0	0	0	0	Short-term	41	LIA
-10	0	0	0	0	3	3	1	2	0	Long-term	42	LIA
-407	-1	0	-1	0	0	0	0	0	0	Shares and other equity	5	LIA
0	0	0	0	0	0	0	0	0	0	Quoted shares	511	LIA
-402	-1	0	-1	0	0	0	0	0	0	Unquoted shares	512	LIA
-5	0	0	0	0	0	0	0	0	0	Other equity	513	LIA
0	0	0	0	0	0	0	0	0	0	Mutual funds shares	52	LIA
0	0	0	0	0	0	0	0	0	0	Insurance technical reserves	6	LIA
0	0	0	0	0	0	0	0	0	0	Life insurance reserves	611	LIA
0	0	0	0	0	0	0	0	0	0	Pension fund reserves	612	LIA
0	0	0	0	0	0	0	0	0	0	Other technical reserves	62	LIA
-326	54	-41	-6	0	1	0	0	0	1	Other accounts payable	7	LIA
-51	53	2	-2	0	3	3	3	0	0	Trade credits and advances	71	LIA
-276	0	-43	-4	0	-2	-2	-2	0	1	Other	79	LIA
55	-52	-3	-17	-3	-269	-293	-146	-147	24	**Net financial assets**		NETO
Centralna država/ *Central government*	Lokalna država/ *Local government*	Skladi socialne varnosti/ *Social security funds*	Gospodinjstva/ *Households*	Nepr. instit., ki opravljajo storitve za gospod./ *Non-profit institutions serving households*	Tujina/ *Rest of the world*	EU/ *European Union*	EMU/ *Members of the EMU*	Ostale članice EU/ *European Union, not EMU*	Ostali (izven EU)/ *Others (not EU)*			
S1311	S1313	S1314	S14	S15	S2	S21	S2111	S2112	S22			

B.1.6.3.

S.13 - država

B.1.6.4. Nekonsolidirani finančni računi - stanja 2009 (konec leta)

v mio EUR

B.1.6.4.

Vrsta post.	Oznaka	Finančni instrumenti	Institucionalni sektorji								
			S1	S11	S12	S121	S122	S123	S124	S125	S13
FSR	F	**Finančna sredstva**	20.552	7.697	7.079	1.156	5.430	44	7	442	5.429
FSR	1	Monetarno zlato in SDR	0	0	0	0	0	0	0	0	0
FSR	2	Gotovina in vloge	4.333	0	4.333	382	3.950	0	0	0	0
FSR	21	Gotovina	4	0	4	4	0	0	0	0	0
FSR	22	Prenosljive vloge	206	0	206	31	176	0	0	0	0
FSR	29	Druge vloge	4.122	0	4.122	348	3.775	0	0	0	0
FSR	3	Vrednostni papirji razen delnic	291	29	110	0	102	0	0	7	153
FSR	331	Kratkoročni	0	0	0	0	0	0	0	0	0
FSR	332	Dolgoročni	291	29	110	0	102	0	0	7	153
FSR	34	Izvedeni finančni instrumenti	0	0	0	0	0	0	0	0	0
FSR	4	Posojila	3.377	143	3	0	3	0	0	0	3.093
FSR	41	Kratkoročna	2.974	4	0	0	0	0	0	0	2.970
FSR	42	Dolgoročna	403	139	3	0	3	0	0	0	124
FSR	5	Delnice in drug lastniški kapital	9.811	5.995	2.285	683	1.177	26	5	394	1.531
FSR	511	Delnice, ki kotirajo	2.498	1.942	556	0	161	1	0	394	0
FSR	512	Delnice, ki ne kotirajo	3.678	1.195	1.018	0	1.016	0	2	0	1.465
FSR	513	Drug lastniški kapital	3.609	2.858	686	683	0	0	2	0	66
FSR	52	Delnice/enote investicijskih skladov	25	0	25	0	0	25	0	0	0
FSR	6	Zavarovalno tehnične rezervacije	10	0	10	0	0	0	0	10	0
FSR	611	Rezervacije iz življenjskih zavarovanj	0	0	0	0	0	0	0	0	0
FSR	612	Rezervacije iz pokojninskih zavarovanj	0	0	0	0	0	0	0	0	0
FSR	62	Druge tehnične rezervacije	10	0	10	0	0	0	0	10	0
FSR	7	Druge terjatve	2.730	1.530	338	90	197	18	2	30	651
FSR	71	Trgovinski krediti in avansi	482	160	23	0	0	4	0	19	252
FSR	79	Drugo	2.247	1.371	315	90	197	15	2	11	399
OBV	F	**Obveznosti**	13.897	1.817	5.915	165	4.026	196	12	1.515	5.429
OBV	2	Gotovina in vloge	40	0	0	0	0	0	0	0	0
OBV	21	Gotovina	40	0	0	0	0	0	0	0	0
OBV	22	Prenosljive vloge	0	0	0	0	0	0	0	0	0
OBV	29	Druge vloge	0	0	0	0	0	0	0	0	0
OBV	3	Vrednostni papirji razen delnic	5.502	66	4.929	165	3.232	42	6	1.483	153
OBV	331	Kratkoročni	749	0	749	0	745	0	0	4	0
OBV	332	Dolgoročni	4.753	66	4.179	165	2.487	42	6	1.479	153
OBV	34	Izvedeni finančni instrumenti	0	0	0	0	0	0	0	0	0
OBV	4	Posojila	4.036	81	857	0	737	119	1	0	3.093
OBV	41	Kratkoročna	3.039	54	15	0	14	0	1	0	2.970
OBV	42	Dolgoročna	997	27	842	0	722	119	0	0	124
OBV	5	Delnice in drug lastniški kapital	1.531	0	0	0	0	0	0	0	1.531
OBV	511	Delnice, ki kotirajo	0	0	0	0	0	0	0	0	0
OBV	512	Delnice, ki ne kotirajo	1.465	0	0	0	0	0	0	0	1.465
OBV	513	Drug lastniški kapital	66	0	0	0	0	0	0	0	66
OBV	52	Delnice/enote investicijskih skladov	0	0	0	0	0	0	0	0	0
OBV	6	Zavarovalno tehnične rezervacije	0	0	0	0	0	0	0	0	0
OBV	611	Rezervacije iz življenjskih zavarovanj	0	0	0	0	0	0	0	0	0
OBV	612	Rezervacije iz pokojninskih zavarovanj	0	0	0	0	0	0	0	0	0
OBV	62	Druge tehnične rezervacije	0	0	0	0	0	0	0	0	0
OBV	7	Druge obveznosti	2.788	1.670	129	0	57	35	5	32	651
OBV	71	Trgovinski krediti in avansi	792	480	8	0	0	6	0	1	252
OBV	79	Drugo	1.997	1.190	121	0	57	29	5	31	399
NETO		**Neto finančna sredstva**	6.655	5.880	1.164	991	1.404	-152	-5	-1.073	0
			Gospodarstvo Slovenije/ *Total economy*	Nefinančne družbe/ *Non-financial corporations*	Finančne družbe/ *Financial corporations*	Centralna banka/ *Central Bank*	Druge denarne finančne institucije/ *Other monetary financial institutions*	Drugi finančni posredniki / *Other financial intermediaries*	Izvajalci pomožnih finančnih dejavnosti/ *Financial auxiliaries*	Zavarovalnice in pokojninski skladi/ *Insurance corporations and pension funds*	Država/ *General government*
			S1	S11	S12	S121	S122	S123	S124	S125	S13

S.13 - General government

Non-consolidated financial accounts - outstanding amounts 2009 (end of year) B.1.6.4.

EUR millions

Institutional sectors												
S1311	S1313	S1314	S14	S15	S2	S21	S2111	S2112	S22	Financial instruments	Code	Item type
3.983	158	1.288	323	24	529	244	204	40	286	**Financial assets**	F	FAS
0	0	0	0	0	0	0	0	0	0	Monetary gold and SDRs	1	FAS
0	0	0	0	0	3	2	2	0	1	Currency and deposits	2	FAS
0	0	0	0	0	0	0	0	0	0	Currency	21	FAS
0	0	0	0	0	3	2	2	0	1	Transferable deposits	22	FAS
0	0	0	0	0	0	0	0	0	0	Other deposits	29	FAS
153	0	0	0	0	136	120	108	11	16	Securities other than shares	3	FAS
0	0	0	0	0	0	0	0	0	0	Short-term	331	FAS
153	0	0	0	0	131	116	105	11	15	Long-term	332	FAS
0	0	0	0	0	5	4	4	0	1	Financial derivatives	34	FAS
3.008	86	0	116	21	0	0	0	0	0	Loans	4	FAS
2.968	1	0	0	0	0	0	0	0	0	Short-term	41	FAS
39	84	0	116	21	0	0	0	0	0	Long-term	42	FAS
286	0	1.245	0	0	282	53	47	7	229	Shares and other equity	5	FAS
0	0	0	0	0	102	20	18	2	83	Quoted shares	511	FAS
220	0	1.245	0	0	1	0	0	0	1	Unquoted shares	512	FAS
66	0	0	0	0	105	6	6	0	99	Other equity	513	FAS
0	0	0	0	0	74	28	23	5	46	Mutual funds shares	52	FAS
0	0	0	0	0	0	0	0	0	0	Insurance technical reserves	6	FAS
0	0	0	0	0	0	0	0	0	0	Life insurance reserves	611	FAS
0	0	0	0	0	0	0	0	0	0	Pension fund reserves	612	FAS
0	0	0	0	0	0	0	0	0	0	Other technical reserves	62	FAS
537	72	42	207	3	109	69	48	22	40	Other accounts receivable	7	FAS
199	14	40	45	2	21	18	17	1	3	Trade credits and advances	71	FAS
338	58	3	161	1	88	52	31	21	37	Other	79	FAS
5.174	144	111	648	89	7.168	6.815	4.041	2.774	353	**Liabilities**	F	LIA
0	0	0	40	0	0	0	0	0	0	Currency and deposits	2	LIA
0	0	0	40	0	0	0	0	0	0	Currency	21	LIA
0	0	0	0	0	0	0	0	0	0	Transferable deposits	22	LIA
0	0	0	0	0	0	0	0	0	0	Other deposits	29	LIA
100	1	52	300	55	6.588	6.253	3.600	2.653	335	Securities other than shares	3	LIA
0	0	0	0	0	0	0	0	0	0	Short-term	331	LIA
100	1	52	300	55	6.588	6.253	3.600	2.653	335	Long-term	332	LIA
0	0	0	0	0	0	0	0	0	0	Financial derivatives	34	LIA
3.036	4	53	5	0	151	141	20	121	10	Loans	4	LIA
2.916	1	53	0	0	0	0	0	0	0	Short-term	41	LIA
121	3	0	4	0	151	141	20	121	10	Long-term	42	LIA
1.531	0	0	0	0	0	0	0	0	0	Shares and other equity	5	LIA
0	0	0	0	0	0	0	0	0	0	Quoted shares	511	LIA
1.465	0	0	0	0	0	0	0	0	0	Unquoted shares	512	LIA
66	0	0	0	0	0	0	0	0	0	Other equity	513	LIA
0	0	0	0	0	0	0	0	0	0	Mutual funds shares	52	LIA
0	0	0	0	0	0	0	0	0	0	Insurance technical reserves	6	LIA
0	0	0	0	0	0	0	0	0	0	Life insurance reserves	611	LIA
0	0	0	0	0	0	0	0	0	0	Pension fund reserves	612	LIA
0	0	0	0	0	0	0	0	0	0	Other technical reserves	62	LIA
507	139	6	303	34	429	421	421	1	8	Other accounts payable	7	LIA
161	87	4	46	5	363	357	356	1	6	Trade credits and advances	71	LIA
346	52	1	257	29	66	64	64	0	2	Other	79	LIA
-1.191	14	1.177	-325	-64	-6.639	-6.571	-3.837	-2.734	-67	**Net financial assets**		NETO
Centralna država/ *Central government*	Lokalna država/ *Local government*	Skladi socialne varnosti/ *Social security funds*	Gospodinjstva/ *Households*	Nepr. instit., ki opravljajo storitve za gospod./ *Non-profit institutions serving households*	Tujina/ *Rest of the world*	EU/ *European Union*	EMU/ *Members of the EMU*	Ostale članice EU/ *European Union, not EMU*	Ostali (izven EU)/ *Others (not EU)*			
S1311	S1313	S1314	S14	S15	S2	S21	S2111	S2112	S22			

B.1.6.4.

S.14 - gospodinjstva

B.1.7.1. Nekonsolidirani finančni računi - stanja 2008 (konec leta)

v mio EUR

B.1.7.1.

Vrsta post.	Oznaka	Finančni instrumenti	Institucionalni sektorji								
			S1	S11	S12	S121	S122	S123	S124	S125	S13
FSR	F	**Finančna sredstva**	32.964	10.344	21.966	2.920	13.585	1.187	108	4.166	654
FSR	1	Monetarno zlato in SDR	0	0	0	0	0	0	0	0	0
FSR	2	Gotovina in vloge	16.295	0	16.253	2.882	13.372	0	0	0	42
FSR	21	Gotovina	2.923	0	2.882	2.882	0	0	0	0	42
FSR	22	Prenosljive vloge	5.039	0	5.039	0	5.039	0	0	0	0
FSR	29	Druge vloge	8.332	0	8.332	0	8.332	0	0	0	0
FSR	3	Vrednostni papirji razen delnic	405	52	53	0	47	1	3	1	301
FSR	331	Kratkoročni	9	7	1	0	1	0	1	0	0
FSR	332	Dolgoročni	382	30	51	0	47	1	3	1	300
FSR	34	Izvedeni finančni instrumenti	15	15	0	0	0	0	0	0	0
FSR	4	Posojila	898	842	52	0	0	21	30	0	4
FSR	41	Kratkoročna	376	344	32	0	0	13	19	0	0
FSR	42	Dolgoročna	523	498	20	0	0	8	11	0	4
FSR	5	Delnice in drug lastniški kapital	9.988	7.832	2.155	0	135	1.124	59	838	1
FSR	511	Delnice, ki kotirajo	1.785	1.549	236	0	72	113	5	45	0
FSR	512	Delnice, ki ne kotirajo	1.124	1.033	90	0	47	11	31	1	1
FSR	513	Drug lastniški kapital	5.334	5.250	84	0	0	21	22	41	0
FSR	52	Delnice/enote investicijskih skladov	1.746	0	1.746	0	16	979	0	751	0
FSR	6	Zavarovalno tehnične rezervacije	3.291	0	3.291	0	0	0	0	3.291	0
FSR	611	Rezervacije iz življenjskih zavarovanj	1.640	0	1.640	0	0	0	0	1.640	0
FSR	612	Rezervacije iz pokojninskih zavarovanj	932	0	932	0	0	0	0	932	0
FSR	62	Druge tehnične rezervacije	719	0	719	0	0	0	0	719	0
FSR	7	Druge terjatve	2.087	1.617	163	38	31	41	17	37	306
FSR	71	Trgovinski krediti in avansi	773	686	41	0	1	13	1	25	46
FSR	79	Drugo	1.314	932	123	38	30	28	15	12	260
OBV	F	**Obveznosti**	11.063	1.285	9.452	1	7.883	1.385	31	152	326
OBV	2	Gotovina in vloge	0	0	0	0	0	0	0	0	0
OBV	21	Gotovina	0	0	0	0	0	0	0	0	0
OBV	22	Prenosljive vloge	0	0	0	0	0	0	0	0	0
OBV	29	Druge vloge	0	0	0	0	0	0	0	0	0
OBV	3	Vrednostni papirji razen delnic	0	0	0	0	0	0	0	0	0
OBV	331	Kratkoročni	0	0	0	0	0	0	0	0	0
OBV	332	Dolgoročni	0	0	0	0	0	0	0	0	0
OBV	34	Izvedeni finančni instrumenti	0	0	0	0	0	0	0	0	0
OBV	4	Posojila	9.605	331	9.145	0	7.852	1.266	21	7	129
OBV	41	Kratkoročna	1.326	213	1.113	0	1.048	46	17	1	0
OBV	42	Dolgoročna	8.279	117	8.032	0	6.803	1.220	4	6	129
OBV	5	Delnice in drug lastniški kapital	0	0	0	0	0	0	0	0	0
OBV	511	Delnice, ki kotirajo	0	0	0	0	0	0	0	0	0
OBV	512	Delnice, ki ne kotirajo	0	0	0	0	0	0	0	0	0
OBV	513	Drug lastniški kapital	0	0	0	0	0	0	0	0	0
OBV	52	Delnice/enote investicijskih skladov	0	0	0	0	0	0	0	0	0
OBV	6	Zavarovalno tehnične rezervacije	0	0	0	0	0	0	0	0	0
OBV	611	Rezervacije iz življenjskih zavarovanj	0	0	0	0	0	0	0	0	0
OBV	612	Rezervacije iz pokojninskih zavarovanj	0	0	0	0	0	0	0	0	0
OBV	62	Druge tehnične rezervacije	0	0	0	0	0	0	0	0	0
OBV	7	Druge obveznosti	1.458	954	307	1	31	120	10	145	196
OBV	71	Trgovinski krediti in avansi	1.078	816	224	0	1	100	1	122	37
OBV	79	Drugo	380	138	83	1	30	20	9	23	159
NETO		**Neto finančna sredstva**	21.901	9.059	12.514	2.919	5.702	-199	78	4.014	328
			Gospodarstvo Slovenije/ *Total economy*	Nefinančne družbe/ *Non-financial corporations*	Finančne družbe/ *Financial corporations*	Centralna banka/ *Central Bank*	Druge denarne finančne institucije/ *Other monetary financial institutions*	Drugi finančni posredniki / *Other financial intermediaries*	Izvajalci pomožnih finančnih dejavnosti/ *Financial auxiliaries*	Zavarovalnice in pokojninski skladi/ *Insurance corporations and pension funds*	Država/ *General government*
			S1	S11	S12	S121	S122	S123	S124	S125	S13

S.14 - Households

Non-consolidated financial accounts - outstanding amounts 2008 (end of year) B.1.7.1.

EUR millions

Institutional sectors												
S1311	S1313	S1314	S14	S15	S2	S21	S2111	S2112	S22	Financial instruments	Code	Item type
576	63	15	0	0	3.331	2.309	2.242	67	1.022	**Financial assets**	F	FAS
0	0	0	0	0	0	0	0	0	0	Monetary gold and SDRs	1	FAS
42	0	0	0	0	2.882	2.015	1.967	48	868	Currency and deposits	2	FAS
42	0	0	0	0	2.045	1.215	1.215	0	830	Currency	21	FAS
0	0	0	0	0	0	0	0	0	0	Transferable deposits	22	FAS
0	0	0	0	0	837	800	752	48	38	Other deposits	29	FAS
301	0	0	0	0	30	29	28	1	1	Securities other than shares	3	FAS
0	0	0	0	0	0	0	0	0	0	Short-term	331	FAS
300	0	0	0	0	20	18	17	1	1	Long-term	332	FAS
0	0	0	0	0	11	11	11	0	0	Financial derivatives	34	FAS
0	4	0	0	0	2	0	0	0	2	Loans	4	FAS
0	0	0	0	0	1	0	0	0	1	Short-term	41	FAS
0	4	0	0	0	0	0	0	0	0	Long-term	42	FAS
1	0	0	0	0	310	165	153	12	146	Shares and other equity	5	FAS
0	0	0	0	0	181	49	39	11	132	Quoted shares	511	FAS
1	0	0	0	0	0	0	0	0	0	Unquoted shares	512	FAS
0	0	0	0	0	0	0	0	0	0	Other equity	513	FAS
0	0	0	0	0	129	115	114	1	13	Mutual funds shares	52	FAS
0	0	0	0	0	99	96	91	6	3	Insurance technical reserves	6	FAS
0	0	0	0	0	99	96	91	6	3	Life insurance reserves	611	FAS
0	0	0	0	0	0	0	0	0	0	Pension fund reserves	612	FAS
0	0	0	0	0	0	0	0	0	0	Other technical reserves	62	FAS
233	58	15	0	0	7	4	3	1	3	Other accounts receivable	7	FAS
23	14	9	0	0	7	4	3	1	3	Trade credits and advances	71	FAS
210	44	6	0	0	0	0	0	0	0	Other	79	FAS
269	50	6	0	0	7	7	6	1	1	**Liabilities**	F	LIA
0	0	0	0	0	0	0	0	0	0	Currency and deposits	2	LIA
0	0	0	0	0	0	0	0	0	0	Currency	21	LIA
0	0	0	0	0	0	0	0	0	0	Transferable deposits	22	LIA
0	0	0	0	0	0	0	0	0	0	Other deposits	29	LIA
0	0	0	0	0	0	0	0	0	0	Securities other than shares	3	LIA
0	0	0	0	0	0	0	0	0	0	Short-term	331	LIA
0	0	0	0	0	0	0	0	0	0	Long-term	332	LIA
0	0	0	0	0	0	0	0	0	0	Financial derivatives	34	LIA
122	6	1	0	0	4	4	3	0	0	Loans	4	LIA
0	0	0	0	0	0	0	0	0	0	Short-term	41	LIA
122	6	1	0	0	3	3	3	0	0	Long-term	42	LIA
0	0	0	0	0	0	0	0	0	0	Shares and other equity	5	LIA
0	0	0	0	0	0	0	0	0	0	Quoted shares	511	LIA
0	0	0	0	0	0	0	0	0	0	Unquoted shares	512	LIA
0	0	0	0	0	0	0	0	0	0	Other equity	513	LIA
0	0	0	0	0	0	0	0	0	0	Mutual funds shares	52	LIA
0	0	0	0	0	0	0	0	0	0	Insurance technical reserves	6	LIA
0	0	0	0	0	0	0	0	0	0	Life insurance reserves	611	LIA
0	0	0	0	0	0	0	0	0	0	Pension fund reserves	612	LIA
0	0	0	0	0	0	0	0	0	0	Other technical reserves	62	LIA
147	44	5	0	0	3	3	2	1	1	Other accounts payable	7	LIA
14	23	1	0	0	3	3	2	1	1	Trade credits and advances	71	LIA
133	21	5	0	0	0	0	0	0	0	Other	79	LIA
307	12	9	0	0	3.324	2.302	2.236	66	1.022	**Net financial assets**		NETO
Centralna država/ *Central government*	Lokalna država/ *Local government*	Skladi socialne varnosti/ *Social security funds*	Gospodinjstva/ *Households*	Nepr. instit., ki opravljajo storitve za gospod./ *Non-profit institutions serving households*	Tujina/ *Rest of the world*	EU/ *European Union*	EMU/ *Members of the EMU*	Ostale članice EU/ *European Union, not EMU*	Ostali (izven EU)/ *Others (not EU)*			
S1311	S1313	S1314	S14	S15	S2	S21	S2111	S2112	S22			

B.1.7.1.

S.14 - gospodinjstva

B.1.7.2. Nekonsolidirani finančni računi - transakcije 2009

v mio EUR

B.1.7.2.

Vrsta post.	Oznaka	Finančni instrumenti	Institucionalni sektorji								
			S1	S11	S12	S121	S122	S123	S124	S125	S13
FSR	F	**Finančna sredstva**	1.483	108	1.388	284	612	-24	2	513	-12
FSR	1	Monetarno zlato in SDR	0	0	0	0	0	0	0	0	0
FSR	2	Gotovina in vloge	905	0	907	288	619	0	0	0	-2
FSR	21	Gotovina	286	0	288	288	0	0	0	0	-2
FSR	22	Prenosljive vloge	414	0	414	0	414	0	0	0	0
FSR	29	Druge vloge	205	0	205	0	205	0	0	0	0
FSR	3	Vrednostni papirji razen delnic	-21	-7	0	0	0	0	-1	1	-13
FSR	331	Kratkoročni	-3	-1	-1	0	-1	0	-1	0	0
FSR	332	Dolgoročni	-3	8	2	0	1	0	0	1	-13
FSR	34	Izvedeni finančni instrumenti	-15	-15	0	0	0	0	0	0	0
FSR	4	Posojila	39	36	3	0	1	2	0	0	0
FSR	41	Kratkoročna	36	35	0	0	0	1	-1	0	0
FSR	42	Dolgoročna	4	1	2	0	1	1	1	0	0
FSR	5	Delnice in drug lastniški kapital	197	55	142	0	-9	-20	8	164	0
FSR	511	Delnice, ki kotirajo	16	14	2	0	2	-6	0	7	0
FSR	512	Delnice, ki ne kotirajo	-3	-4	1	0	-7	0	8	0	0
FSR	513	Drug lastniški kapital	48	45	3	0	0	3	0	0	0
FSR	52	Delnice/enote investicijskih skladov	136	0	136	0	-4	-17	0	157	0
FSR	6	Zavarovalno tehnične rezervacije	350	0	350	0	0	0	0	350	0
FSR	611	Rezervacije iz življenjskih zavarovanj	200	0	200	0	0	0	0	200	0
FSR	612	Rezervacije iz pokojninskih zavarovanj	120	0	120	0	0	0	0	120	0
FSR	62	Druge tehnične rezervacije	30	0	30	0	0	0	0	30	0
FSR	7	Druge terjatve	13	24	-15	-4	1	-5	-4	-2	4
FSR	71	Trgovinski krediti in avansi	-14	-14	-2	0	0	1	0	-3	2
FSR	79	Drugo	27	39	-13	-4	1	-6	-4	0	2
OBV	F	**Obveznosti**	614	19	585	0	588	-3	-2	3	10
OBV	2	Gotovina in vloge	0	0	0	0	0	0	0	0	0
OBV	21	Gotovina	0	0	0	0	0	0	0	0	0
OBV	22	Prenosljive vloge	0	0	0	0	0	0	0	0	0
OBV	29	Druge vloge	0	0	0	0	0	0	0	0	0
OBV	3	Vrednostni papirji razen delnic	0	0	0	0	0	0	0	0	0
OBV	331	Kratkoročni	0	0	0	0	0	0	0	0	0
OBV	332	Dolgoročni	0	0	0	0	0	0	0	0	0
OBV	34	Izvedeni finančni instrumenti	0	0	0	0	0	0	0	0	0
OBV	4	Posojila	640	61	584	0	584	-1	0	1	-5
OBV	41	Kratkoročna	80	57	22	0	7	15	0	0	0
OBV	42	Dolgoročna	560	3	562	0	578	-17	0	1	-5
OBV	5	Delnice in drug lastniški kapital	0	0	0	0	0	0	0	0	0
OBV	511	Delnice, ki kotirajo	0	0	0	0	0	0	0	0	0
OBV	512	Delnice, ki ne kotirajo	0	0	0	0	0	0	0	0	0
OBV	513	Drug lastniški kapital	0	0	0	0	0	0	0	0	0
OBV	52	Delnice/enote investicijskih skladov	0	0	0	0	0	0	0	0	0
OBV	6	Zavarovalno tehnične rezervacije	0	0	0	0	0	0	0	0	0
OBV	611	Rezervacije iz življenjskih zavarovanj	0	0	0	0	0	0	0	0	0
OBV	612	Rezervacije iz pokojninskih zavarovanj	0	0	0	0	0	0	0	0	0
OBV	62	Druge tehnične rezervacije	0	0	0	0	0	0	0	0	0
OBV	7	Druge obveznosti	-26	-41	1	0	3	-2	-2	2	14
OBV	71	Trgovinski krediti in avansi	-30	-34	1	0	0	-4	1	4	2
OBV	79	Drugo	4	-8	0	0	3	2	-4	-3	12
NETO		**Neto finančna sredstva**	869	88	803	284	24	-21	5	510	-21
			Gospodarstvo Slovenije/ *Total economy*	Nefinančne družbe/ *Non-financial corporations*	Finančne družbe/ *Financial corporations*	Centralna banka/ *Central Bank*	Druge denarne finančne institucije/ *Other monetary financial institutions*	Drugi finančni posredniki / *Other financial intermediaries*	Izvajalci pomožnih finančnih dejavnosti/ *Financial auxiliaries*	Zavarovalnice in pokojninski skladi/ *Insurance corporations and pension funds*	Država/ *General government*
			S1	S11	S12	S121	S122	S123	S124	S125	S13

S.14 - Households

Non-consolidated financial accounts - transactions 2009 B.1.7.2.

EUR millions

Institutional sectors												
S1311	S1313	S1314	S14	S15	S2	S21	S2111	S2112	S22	Financial instruments	Code	Item type
-2	-8	-2	0	0	472	346	333	12	126	**Financial assets**	F	FAS
0	0	0	0	0	0	0	0	0	0	Monetary gold and SDRs	1	FAS
-2	0	0	0	0	441	318	320	-2	123	Currency and deposits	2	FAS
-2	0	0	0	0	647	516	516	0	131	Currency	21	FAS
0	0	0	0	0	0	0	0	0	0	Transferable deposits	22	FAS
0	0	0	0	0	-206	-198	-196	-2	-8	Other deposits	29	FAS
-13	0	0	0	0	24	22	12	10	2	Securities other than shares	3	FAS
0	0	0	0	0	0	0	0	0	0	Short-term	331	FAS
-13	0	0	0	0	26	24	14	10	2	Long-term	332	FAS
0	0	0	0	0	-2	-2	-2	0	0	Financial derivatives	34	FAS
0	0	0	0	0	-2	0	0	0	-2	Loans	4	FAS
0	0	0	0	0	-1	0	0	0	-1	Short-term	41	FAS
0	0	0	0	0	0	0	0	0	0	Long-term	42	FAS
0	0	0	0	0	12	11	8	3	1	Shares and other equity	5	FAS
0	0	0	0	0	8	7	4	3	1	Quoted shares	511	FAS
0	0	0	0	0	0	0	0	0	0	Unquoted shares	512	FAS
0	0	0	0	0	0	0	0	0	0	Other equity	513	FAS
0	0	0	0	0	4	4	4	0	0	Mutual funds shares	52	FAS
0	0	0	0	0	-5	-7	-8	1	2	Insurance technical reserves	6	FAS
0	0	0	0	0	-5	-7	-8	1	2	Life insurance reserves	611	FAS
0	0	0	0	0	0	0	0	0	0	Pension fund reserves	612	FAS
0	0	0	0	0	0	0	0	0	0	Other technical reserves	62	FAS
14	-8	-2	0	0	2	1	1	0	0	Other accounts receivable	7	FAS
-1	5	-2	0	0	2	1	1	0	0	Trade credits and advances	71	FAS
15	-14	0	0	0	0	0	0	0	0	Other	79	FAS
11	-3	2	0	0	-1	-1	-1	0	0	**Liabilities**	F	LIA
0	0	0	0	0	0	0	0	0	0	Currency and deposits	2	LIA
0	0	0	0	0	0	0	0	0	0	Currency	21	LIA
0	0	0	0	0	0	0	0	0	0	Transferable deposits	22	LIA
0	0	0	0	0	0	0	0	0	0	Other deposits	29	LIA
0	0	0	0	0	0	0	0	0	0	Securities other than shares	3	LIA
0	0	0	0	0	0	0	0	0	0	Short-term	331	LIA
0	0	0	0	0	0	0	0	0	0	Long-term	332	LIA
0	0	0	0	0	0	0	0	0	0	Financial derivatives	34	LIA
-3	-1	0	0	0	-1	-1	-1	0	0	Loans	4	LIA
0	0	0	0	0	0	0	0	0	0	Short-term	41	LIA
-3	-1	0	0	0	-1	-1	-1	0	0	Long-term	42	LIA
0	0	0	0	0	0	0	0	0	0	Shares and other equity	5	LIA
0	0	0	0	0	0	0	0	0	0	Quoted shares	511	LIA
0	0	0	0	0	0	0	0	0	0	Unquoted shares	512	LIA
0	0	0	0	0	0	0	0	0	0	Other equity	513	LIA
0	0	0	0	0	0	0	0	0	0	Mutual funds shares	52	LIA
0	0	0	0	0	0	0	0	0	0	Insurance technical reserves	6	LIA
0	0	0	0	0	0	0	0	0	0	Life insurance reserves	611	LIA
0	0	0	0	0	0	0	0	0	0	Pension fund reserves	612	LIA
0	0	0	0	0	0	0	0	0	0	Other technical reserves	62	LIA
14	-2	2	0	0	-1	0	-1	0	0	Other accounts payable	7	LIA
1	0	1	0	0	-1	0	-1	0	0	Trade credits and advances	71	LIA
13	-2	1	0	0	0	0	0	0	0	Other	79	LIA
-12	-5	-4	0	0	473	347	335	12	126	**Net financial assets**		NETO
Centralna država/ *Central government*	Lokalna država/ *Local government*	Skladi socialne varnosti/ *Social security funds*	Gospodinjstva/ *Households*	Nepr. instit., ki opravljajo storitve za gospod./ *Non-profit institutions serving households*	Tujina/ *Rest of the world*	EU/ *European Union*	EMU/ *Members of the EMU*	Ostale članice EU/ *European Union, not EMU*	Ostali (izven EU)/ *Others (not EU)*			
S1311	S1313	S1314	S14	S15	S2	S21	S2111	S2112	S22			

B.1.7.2.

S.14 - gospodinjstva

B.1.7.3. Nekonsolidirani finančni računi - vrednostne spremembe 2009

v mio EUR

B.1.7.3.

Vrsta post.	Oznaka	Finančni instrumenti	Institucionalni sektorji								
			S1	S11	S12	S121	S122	S123	S124	S125	S13
FSR	F	**Finančna sredstva**	895	460	430	0	43	168	-12	231	5
FSR	1	Monetarno zlato in SDR	0	0	0	0	0	0	0	0	0
FSR	2	Gotovina in vloge	23	0	23	0	23	0	0	0	0
FSR	21	Gotovina	0	0	0	0	0	0	0	0	0
FSR	22	Prenosljive vloge	40	0	40	0	40	0	0	0	0
FSR	29	Druge vloge	-17	0	-17	0	-17	0	0	0	0
FSR	3	Vrednostni papirji razen delnic	14	-1	3	0	2	0	0	0	12
FSR	331	Kratkoročni	0	0	0	0	0	0	0	0	0
FSR	332	Dolgoročni	14	-1	3	0	2	0	0	0	12
FSR	34	Izvedeni finančni instrumenti	0	0	0	0	0	0	0	0	0
FSR	4	Posojila	-3	-3	-1	0	0	0	0	0	0
FSR	41	Kratkoročna	-6	-5	0	0	0	0	0	0	0
FSR	42	Dolgoročna	2	3	0	0	0	0	0	0	0
FSR	5	Delnice in drug lastniški kapital	674	449	226	0	16	167	-11	55	-1
FSR	511	Delnice, ki kotirajo	174	186	-12	0	10	-41	-1	20	0
FSR	512	Delnice, ki ne kotirajo	-21	-9	-11	0	6	-6	-11	0	-1
FSR	513	Drug lastniški kapital	278	272	6	0	0	2	1	3	0
FSR	52	Delnice/enote investicijskih skladov	243	0	243	0	0	212	0	31	0
FSR	6	Zavarovalno tehnične rezervacije	176	0	176	0	0	0	0	176	0
FSR	611	Rezervacije iz življenjskih zavarovanj	132	0	132	0	0	0	0	132	0
FSR	612	Rezervacije iz pokojninskih zavarovanj	42	0	42	0	0	0	0	42	0
FSR	62	Druge tehnične rezervacije	2	0	2	0	0	0	0	2	0
FSR	7	Druge terjatve	12	15	4	0	2	0	0	0	-6
FSR	71	Trgovinski krediti in avansi	5	7	0	0	0	0	0	0	-2
FSR	79	Drugo	7	8	3	0	2	0	0	0	-4
OBV	F	**Obveznosti**	-46	4	-38	0	-15	-24	0	1	-12
OBV	2	Gotovina in vloge	0	0	0	0	0	0	0	0	0
OBV	21	Gotovina	0	0	0	0	0	0	0	0	0
OBV	22	Prenosljive vloge	0	0	0	0	0	0	0	0	0
OBV	29	Druge vloge	0	0	0	0	0	0	0	0	0
OBV	3	Vrednostni papirji razen delnic	0	0	0	0	0	0	0	0	0
OBV	331	Kratkoročni	0	0	0	0	0	0	0	0	0
OBV	332	Dolgoročni	0	0	0	0	0	0	0	0	0
OBV	34	Izvedeni finančni instrumenti	0	0	0	0	0	0	0	0	0
OBV	4	Posojila	-46	-5	-33	0	-12	-20	0	0	-9
OBV	41	Kratkoročna	-12	-3	-8	0	-5	-3	0	0	0
OBV	42	Dolgoročna	-35	-2	-24	0	-7	-17	0	0	-8
OBV	5	Delnice in drug lastniški kapital	0	0	0	0	0	0	0	0	0
OBV	511	Delnice, ki kotirajo	0	0	0	0	0	0	0	0	0
OBV	512	Delnice, ki ne kotirajo	0	0	0	0	0	0	0	0	0
OBV	513	Drug lastniški kapital	0	0	0	0	0	0	0	0	0
OBV	52	Delnice/enote investicijskih skladov	0	0	0	0	0	0	0	0	0
OBV	6	Zavarovalno tehnične rezervacije	0	0	0	0	0	0	0	0	0
OBV	611	Rezervacije iz življenjskih zavarovanj	0	0	0	0	0	0	0	0	0
OBV	612	Rezervacije iz pokojninskih zavarovanj	0	0	0	0	0	0	0	0	0
OBV	62	Druge tehnične rezervacije	0	0	0	0	0	0	0	0	0
OBV	7	Druge obveznosti	0	9	-6	0	-3	-4	0	2	-4
OBV	71	Trgovinski krediti in avansi	16	8	2	0	0	1	0	1	6
OBV	79	Drugo	-16	1	-8	0	-3	-5	0	0	-10
NETO		**Neto finančna sredstva**	942	456	468	0	59	192	-12	229	17
			Gospodarstvo Slovenije/ *Total economy*	Nefinančne družbe/ *Non-financial corporations*	Finančne družbe/ *Financial corporations*	Centralna banka/ *Central Bank*	Druge denarne finančne institucije/ *Other monetary financial institutions*	Drugi finančni posredniki / *Other financial intermediaries*	Izvajalci pomožnih finančnih dejavnosti/ *Financial auxiliaries*	Zavarovalnice in pokojninski skladi/ *Insurance corporations and pension funds*	Država/ *General government*
			S1	S11	S12	S121	S122	S123	S124	S125	S13

S.14 - Households

Non-consolidated financial accounts - revaluation changes 2009 B.1.7.3.

EUR millions

Institutional sectors												
S1311	S1313	S1314	S14	S15	S2	S21	S2111	S2112	S22	Financial instruments	Code	Item type
7	-2	0	0	0	121	82	92	-10	39	**Financial assets**	F	FAS
0	0	0	0	0	0	0	0	0	0	Monetary gold and SDRs	1	FAS
0	0	0	0	0	8	8	7	1	0	Currency and deposits	2	FAS
0	0	0	0	0	-1	0	0	0	-1	Currency	21	FAS
0	0	0	0	0	0	0	0	0	0	Transferable deposits	22	FAS
0	0	0	0	0	9	8	7	1	1	Other deposits	29	FAS
12	0	0	0	0	-9	-9	-1	-8	0	Securities other than shares	3	FAS
0	0	0	0	0	0	0	0	0	0	Short-term	331	FAS
12	0	0	0	0	-9	-9	-1	-8	0	Long-term	332	FAS
0	0	0	0	0	0	0	0	0	0	Financial derivatives	34	FAS
0	0	0	0	0	0	0	0	0	0	Loans	4	FAS
0	0	0	0	0	0	0	0	0	0	Short-term	41	FAS
0	0	0	0	0	0	0	0	0	0	Long-term	42	FAS
-1	0	0	0	0	120	81	85	-3	39	Shares and other equity	5	FAS
0	0	0	0	0	50	16	18	-2	34	Quoted shares	511	FAS
-1	0	0	0	0	0	0	0	0	0	Unquoted shares	512	FAS
0	0	0	0	0	0	0	0	0	0	Other equity	513	FAS
0	0	0	0	0	70	65	67	-1	5	Mutual funds shares	52	FAS
0	0	0	0	0	1	1	1	0	0	Insurance technical reserves	6	FAS
0	0	0	0	0	1	1	1	0	0	Life insurance reserves	611	FAS
0	0	0	0	0	0	0	0	0	0	Pension fund reserves	612	FAS
0	0	0	0	0	0	0	0	0	0	Other technical reserves	62	FAS
-5	-2	0	0	0	0	0	0	0	0	Other accounts receivable	7	FAS
-3	0	0	0	0	0	0	0	0	0	Trade credits and advances	71	FAS
-2	-2	0	0	0	0	0	0	0	0	Other	79	FAS
-10	-1	-1	0	0	0	0	0	0	0	**Liabilities**	F	LIA
0	0	0	0	0	0	0	0	0	0	Currency and deposits	2	LIA
0	0	0	0	0	0	0	0	0	0	Currency	21	LIA
0	0	0	0	0	0	0	0	0	0	Transferable deposits	22	LIA
0	0	0	0	0	0	0	0	0	0	Other deposits	29	LIA
0	0	0	0	0	0	0	0	0	0	Securities other than shares	3	LIA
0	0	0	0	0	0	0	0	0	0	Short-term	331	LIA
0	0	0	0	0	0	0	0	0	0	Long-term	332	LIA
0	0	0	0	0	0	0	0	0	0	Financial derivatives	34	LIA
-8	0	0	0	0	0	0	0	0	0	Loans	4	LIA
0	0	0	0	0	0	0	0	0	0	Short-term	41	LIA
-8	0	0	0	0	0	0	0	0	0	Long-term	42	LIA
0	0	0	0	0	0	0	0	0	0	Shares and other equity	5	LIA
0	0	0	0	0	0	0	0	0	0	Quoted shares	511	LIA
0	0	0	0	0	0	0	0	0	0	Unquoted shares	512	LIA
0	0	0	0	0	0	0	0	0	0	Other equity	513	LIA
0	0	0	0	0	0	0	0	0	0	Mutual funds shares	52	LIA
0	0	0	0	0	0	0	0	0	0	Insurance technical reserves	6	LIA
0	0	0	0	0	0	0	0	0	0	Life insurance reserves	611	LIA
0	0	0	0	0	0	0	0	0	0	Pension fund reserves	612	LIA
0	0	0	0	0	0	0	0	0	0	Other technical reserves	62	LIA
-2	-1	-1	0	0	0	0	0	0	0	Other accounts payable	7	LIA
7	0	-1	0	0	0	0	0	0	0	Trade credits and advances	71	LIA
-8	-1	0	0	0	0	0	0	0	0	Other	79	LIA
17	0	1	0	0	121	82	92	-10	39	**Net financial assets**		NETO
Centralna država/ *Central government*	Lokalna država/ *Local government*	Skladi socialne varnosti/ *Social security funds*	Gospodinjstva/ *Households*	Nepr. instit., ki opravljajo storitve za gospod./ *Non-profit institutions serving households*	Tujina/ *Rest of the world*	EU/ *European Union*	EMU/ *Members of the EMU*	Ostale članice EU/ *European Union, not EMU*	Ostali (izven EU)/ *Others (not EU)*			
S1311	S1313	S1314	S14	S15	S2	S21	S2111	S2112	S22			

B.1.7.3.

S.14 - gospodinjstva

B.1.7.4. Nekonsolidirani finančni računi - stanja 2009 (konec leta)

v mio EUR

B.1.7.4.

Vrsta post.	Oznaka	Finančni instrumenti	Institucionalni sektorji								
			S1	S11	S12	S121	S122	S123	S124	S125	S13
FSR	F	**Finančna sredstva**	35.343	10.912	23.784	3.204	14.240	1.331	99	4.910	648
FSR	1	Monetarno zlato in SDR	0	0	0	0	0	0	0	0	0
FSR	2	Gotovina in vloge	17.223	0	17.183	3.170	14.013	0	0	0	40
FSR	21	Gotovina	3.210	0	3.170	3.170	0	0	0	0	40
FSR	22	Prenosljive vloge	5.493	0	5.493	0	5.493	0	0	0	0
FSR	29	Druge vloge	8.520	0	8.520	0	8.520	0	0	0	0
FSR	3	Vrednostni papirji razen delnic	399	44	55	0	50	1	2	2	300
FSR	331	Kratkoročni	6	6	0	0	0	0	0	0	0
FSR	332	Dolgoročni	392	37	55	0	50	1	2	2	300
FSR	34	Izvedeni finančni instrumenti	0	0	0	0	0	0	0	0	0
FSR	4	Posojila	934	876	54	0	1	23	30	0	5
FSR	41	Kratkoročna	406	374	32	0	0	14	18	0	0
FSR	42	Dolgoročna	529	502	22	0	1	9	12	0	4
FSR	5	Delnice in drug lastniški kapital	10.859	8.335	2.524	0	142	1.270	55	1.056	0
FSR	511	Delnice, ki kotirajo	1.975	1.749	226	0	84	66	4	71	0
FSR	512	Delnice, ki ne kotirajo	1.100	1.019	80	0	47	5	27	1	0
FSR	513	Drug lastniški kapital	5.660	5.567	93	0	0	26	23	44	0
FSR	52	Delnice/enote investicijskih skladov	2.125	0	2.125	0	12	1.174	0	940	0
FSR	6	Zavarovalno tehnične rezervacije	3.817	0	3.817	0	0	0	0	3.817	0
FSR	611	Rezervacije iz življenjskih zavarovanj	1.972	0	1.972	0	0	0	0	1.972	0
FSR	612	Rezervacije iz pokojninskih zavarovanj	1.094	0	1.094	0	0	0	0	1.094	0
FSR	62	Druge tehnične rezervacije	751	0	751	0	0	0	0	751	0
FSR	7	Druge terjatve	2.112	1.657	152	35	34	36	12	35	303
FSR	71	Trgovinski krediti in avansi	763	678	39	0	1	14	1	23	46
FSR	79	Drugo	1.349	979	113	35	33	22	11	12	257
OBV	F	**Obveznosti**	11.631	1.309	9.999	1	8.455	1.358	28	156	323
OBV	2	Gotovina in vloge	0	0	0	0	0	0	0	0	0
OBV	21	Gotovina	0	0	0	0	0	0	0	0	0
OBV	22	Prenosljive vloge	0	0	0	0	0	0	0	0	0
OBV	29	Druge vloge	0	0	0	0	0	0	0	0	0
OBV	3	Vrednostni papirji razen delnic	0	0	0	0	0	0	0	0	0
OBV	331	Kratkoročni	0	0	0	0	0	0	0	0	0
OBV	332	Dolgoročni	0	0	0	0	0	0	0	0	0
OBV	34	Izvedeni finančni instrumenti	0	0	0	0	0	0	0	0	0
OBV	4	Posojila	10.199	386	9.696	0	8.424	1.244	21	7	116
OBV	41	Kratkoročna	1.395	267	1.127	0	1.050	59	17	1	0
OBV	42	Dolgoročna	8.804	119	8.570	0	7.374	1.186	4	6	116
OBV	5	Delnice in drug lastniški kapital	0	0	0	0	0	0	0	0	0
OBV	511	Delnice, ki kotirajo	0	0	0	0	0	0	0	0	0
OBV	512	Delnice, ki ne kotirajo	0	0	0	0	0	0	0	0	0
OBV	513	Drug lastniški kapital	0	0	0	0	0	0	0	0	0
OBV	52	Delnice/enote investicijskih skladov	0	0	0	0	0	0	0	0	0
OBV	6	Zavarovalno tehnične rezervacije	0	0	0	0	0	0	0	0	0
OBV	611	Rezervacije iz življenjskih zavarovanj	0	0	0	0	0	0	0	0	0
OBV	612	Rezervacije iz pokojninskih zavarovanj	0	0	0	0	0	0	0	0	0
OBV	62	Druge tehnične rezervacije	0	0	0	0	0	0	0	0	0
OBV	7	Druge obveznosti	1.431	923	302	1	31	114	8	149	207
OBV	71	Trgovinski krediti in avansi	1.064	791	228	0	0	97	2	128	45
OBV	79	Drugo	368	132	74	1	31	17	5	20	161
NETO		**Neto finančna sredstva**	23.712	9.603	13.785	3.203	5.785	-27	71	4.754	325
			Gospodarstvo Slovenije/ *Total economy*	Nefinančne družbe/ *Non-financial corporations*	Finančne družbe/ *Financial corporations*	Centralna banka/ *Central Bank*	Druge denarne finančne institucije/ *Other monetary financial institutions*	Drugi finančni posredniki / *Other financial intermediaries*	Izvajalci pomožnih finančnih dejavnosti/ *Financial auxiliaries*	Zavarovalnice in pokojninski skladi/ *Insurance corporations and pension funds*	Država/ *General government*
			S1	S11	S12	S121	S122	S123	S124	S125	S13

S.14 - Households

Non-consolidated financial accounts - outstanding amounts 2009 (end of year) B.1.7.4.

EUR millions

Institutional sectors												
S1311	S1313	S1314	S14	S15	S2	S21	S2111	S2112	S22	Financial instruments	Code	Item type
582	53	13	0	0	3.924	2.736	2.667	69	1.187	**Financial assets**	F	FAS
0	0	0	0	0	0	0	0	0	0	Monetary gold and SDRs	1	FAS
40	0	0	0	0	3.331	2.341	2.295	47	990	Currency and deposits	2	FAS
40	0	0	0	0	2.691	1.731	1.731	0	960	Currency	21	FAS
0	0	0	0	0	0	0	0	0	0	Transferable deposits	22	FAS
0	0	0	0	0	640	610	563	47	30	Other deposits	29	FAS
300	0	0	0	0	46	43	39	4	3	Securities other than shares	3	FAS
0	0	0	0	0	0	0	0	0	0	Short-term	331	FAS
300	0	0	0	0	37	34	30	4	3	Long-term	332	FAS
0	0	0	0	0	9	9	9	0	0	Financial derivatives	34	FAS
0	5	0	0	0	0	0	0	0	0	Loans	4	FAS
0	0	0	0	0	0	0	0	0	0	Short-term	41	FAS
0	4	0	0	0	0	0	0	0	0	Long-term	42	FAS
0	0	0	0	0	443	257	245	12	186	Shares and other equity	5	FAS
0	0	0	0	0	239	73	61	12	167	Quoted shares	511	FAS
0	0	0	0	0	0	0	0	0	0	Unquoted shares	512	FAS
0	0	0	0	0	0	0	0	0	0	Other equity	513	FAS
0	0	0	0	0	203	184	184	0	18	Mutual funds shares	52	FAS
0	0	0	0	0	95	90	84	7	5	Insurance technical reserves	6	FAS
0	0	0	0	0	95	90	84	7	5	Life insurance reserves	611	FAS
0	0	0	0	0	0	0	0	0	0	Pension fund reserves	612	FAS
0	0	0	0	0	0	0	0	0	0	Other technical reserves	62	FAS
242	48	13	0	0	9	5	5	1	3	Other accounts receivable	7	FAS
19	19	7	0	0	9	5	5	1	3	Trade credits and advances	71	FAS
223	29	6	0	0	0	0	0	0	0	Other	79	FAS
270	46	7	0	0	6	6	4	1	0	**Liabilities**	F	LIA
0	0	0	0	0	0	0	0	0	0	Currency and deposits	2	LIA
0	0	0	0	0	0	0	0	0	0	Currency	21	LIA
0	0	0	0	0	0	0	0	0	0	Transferable deposits	22	LIA
0	0	0	0	0	0	0	0	0	0	Other deposits	29	LIA
0	0	0	0	0	0	0	0	0	0	Securities other than shares	3	LIA
0	0	0	0	0	0	0	0	0	0	Short-term	331	LIA
0	0	0	0	0	0	0	0	0	0	Long-term	332	LIA
0	0	0	0	0	0	0	0	0	0	Financial derivatives	34	LIA
111	5	1	0	0	3	3	3	0	0	Loans	4	LIA
0	0	0	0	0	0	0	0	0	0	Short-term	41	LIA
111	5	1	0	0	3	3	3	0	0	Long-term	42	LIA
0	0	0	0	0	0	0	0	0	0	Shares and other equity	5	LIA
0	0	0	0	0	0	0	0	0	0	Quoted shares	511	LIA
0	0	0	0	0	0	0	0	0	0	Unquoted shares	512	LIA
0	0	0	0	0	0	0	0	0	0	Other equity	513	LIA
0	0	0	0	0	0	0	0	0	0	Mutual funds shares	52	LIA
0	0	0	0	0	0	0	0	0	0	Insurance technical reserves	6	LIA
0	0	0	0	0	0	0	0	0	0	Life insurance reserves	611	LIA
0	0	0	0	0	0	0	0	0	0	Pension fund reserves	612	LIA
0	0	0	0	0	0	0	0	0	0	Other technical reserves	62	LIA
159	41	6	0	0	3	3	2	1	0	Other accounts payable	7	LIA
21	24	1	0	0	3	3	2	1	0	Trade credits and advances	71	LIA
139	18	5	0	0	0	0	0	0	0	Other	79	LIA
311	6	7	0	0	3.918	2.731	2.663	68	1.187	**Net financial assets**		NETO
Centralna država/ *Central government*	Lokalna država/ *Local government*	Skladi socialne varnosti/ *Social security funds*	Gospodinjstva/ *Households*	Nepr. instit., ki opravljajo storitve za gospod./ *Non-profit institutions serving households*	Tujina/ *Rest of the world*	EU/ *European Union*	EMU/ *Members of the EMU*	Ostale članice EU/ *European Union, not EMU*	Ostali (izven EU)/ *Others (not EU)*			
S1311	S1313	S1314	S14	S15	S2	S21	S2111	S2112	S22			

B.1.7.4.

S.2 - tujina

B.1.8.1. Nekonsolidirani finančni računi - stanja 2008 (konec leta)

v mio EUR

B.1.8.1.

Vrsta post.	Oznaka	Finančni instrumenti	Institucionalni sektorji								
			S1	S11	S12	S121	S122	S123	S124	S125	S13
FSR	F	**Finančna sredstva**	47.684	15.619	27.942	3.617	19.447	4.580	23	275	4.115
FSR	1	Monetarno zlato in SDR	0	0	0	0	0	0	0	0	0
FSR	2	Gotovina in vloge	10.179	0	10.179	3.603	6.576	0	0	0	0
FSR	21	Gotovina	0	0	0	0	0	0	0	0	0
FSR	22	Prenosljive vloge	3.802	0	3.802	3.570	232	0	0	0	0
FSR	29	Druge vloge	6.378	0	6.378	33	6.345	0	0	0	0
FSR	3	Vrednostni papirji razen delnic	4.190	20	633	14	620	0	0	0	3.537
FSR	331	Kratkoročni	102	0	102	0	102	0	0	0	0
FSR	332	Dolgoročni	3.847	4	306	0	306	0	0	0	3.537
FSR	34	Izvedeni finančni instrumenti	242	16	225	14	211	0	0	0	0
FSR	4	Posojila	20.018	4.972	14.872	0	10.842	3.992	7	31	169
FSR	41	Kratkoročna	1.164	828	336	0	0	332	5	0	0
FSR	42	Dolgoročna	18.854	4.145	14.535	0	10.842	3.660	2	31	169
FSR	5	Delnice in drug lastniški kapital	8.077	5.985	2.092	0	1.400	564	10	118	0
FSR	511	Delnice, ki kotirajo	612	455	158	0	22	113	3	20	0
FSR	512	Delnice, ki ne kotirajo	3.290	1.781	1.509	0	1.379	27	6	97	0
FSR	513	Drug lastniški kapital	4.161	3.749	412	0	0	411	1	0	0
FSR	52	Delnice/enote investicijskih skladov	14	0	14	0	0	14	0	0	0
FSR	6	Zavarovalno tehnične rezervacije	73	0	73	0	0	0	0	73	0
FSR	611	Rezervacije iz življenjskih zavarovanj	2	0	2	0	0	0	0	2	0
FSR	612	Rezervacije iz pokojninskih zavarovanj	2	0	2	0	0	0	0	2	0
FSR	62	Druge tehnične rezervacije	68	0	68	0	0	0	0	68	0
FSR	7	Druge terjatve	5.147	4.642	93	0	9	24	7	54	409
FSR	71	Trgovinski krediti in avansi	4.928	4.519	53	0	4	3	1	46	352
FSR	79	Drugo	220	123	40	0	5	21	6	8	57
OBV	F	**Obveznosti**	35.283	10.146	21.234	7.907	9.662	1.749	33	1.883	563
OBV	2	Gotovina in vloge	9.136	164	6.086	3.650	2.412	6	3	14	4
OBV	21	Gotovina	2.062	2	14	0	14	0	0	0	0
OBV	22	Prenosljive vloge	501	141	358	2	351	0	3	1	3
OBV	29	Druge vloge	6.573	21	5.714	3.648	2.047	6	0	13	0
OBV	3	Vrednostni papirji razen delnic	9.528	54	9.255	4.070	3.730	97	1	1.358	187
OBV	331	Kratkoročni	1.076	12	1.057	0	1.046	1	1	10	7
OBV	332	Dolgoročni	8.355	41	8.120	4.056	2.624	96	0	1.345	173
OBV	34	Izvedeni finančni instrumenti	97	1	78	14	60	0	0	3	7
OBV	4	Posojila	4.863	1.367	3.494	0	2.893	580	14	7	0
OBV	41	Kratkoročna	1.977	788	1.187	0	840	341	6	1	0
OBV	42	Dolgoročna	2.886	579	2.307	0	2.053	240	8	6	0
OBV	5	Delnice in drug lastniški kapital	5.963	3.271	2.134	78	588	1.007	10	452	239
OBV	511	Delnice, ki kotirajo	1.546	191	1.073	0	247	703	5	118	98
OBV	512	Delnice, ki ne kotirajo	983	395	584	23	315	157	0	89	4
OBV	513	Drug lastniški kapital	2.859	2.663	113	55	22	17	1	17	82
OBV	52	Delnice/enote investicijskih skladov	574	22	363	0	3	129	3	227	55
OBV	6	Zavarovalno tehnične rezervacije	136	0	37	0	0	0	0	37	0
OBV	611	Rezervacije iz življenjskih zavarovanj	99	0	0	0	0	0	0	0	0
OBV	612	Rezervacije iz pokojninskih zavarovanj	0	0	0	0	0	0	0	0	0
OBV	62	Druge tehnične rezervacije	37	0	37	0	0	0	0	37	0
OBV	7	Druge obveznosti	5.659	5.290	229	109	39	59	6	17	132
OBV	71	Trgovinski krediti in avansi	5.266	5.209	34	0	1	29	1	3	16
OBV	79	Drugo	393	81	195	109	38	30	4	13	116
NETO		**Neto finančna sredstva**	12.401	5.473	6.708	-4.290	9.785	2.831	-10	-1.608	3.553
			Gospodarstvo Slovenije/ *Total economy*	Nefinančne družbe/ *Non-financial corporations*	Finančne družbe/ *Financial corporations*	Centralna banka/ *Central Bank*	Druge denarne finančne institucije/ *Other monetary financial institutions*	Drugi finančni posredniki / *Other financial intermediaries*	Izvajalci pomožnih finančnih dejavnosti/ *Financial auxiliaries*	Zavarovalnice in pokojninski skladi/ *Insurance corporations and pension funds*	Država/ *General government*
			S1	S11	S12	S121	S122	S123	S124	S125	S13

S.2 - Rest of the world

Non-consolidated financial accounts - outstanding amounts 2008 (end of year) B.1.8.1.

EUR millions

Institutional sectors												
S1311	S1313	S1314	S14	S15	S2	S21	S2111	S2112	S22	Financial instruments	Code	Item type
4.112	0	3	7	1	0	0	0	0	0	**Financial assets**	F	FAS
0	0	0	0	0	0	0	0	0	0	Monetary gold and SDRs	1	FAS
0	0	0	0	0	0	0	0	0	0	Currency and deposits	2	FAS
0	0	0	0	0	0	0	0	0	0	Currency	21	FAS
0	0	0	0	0	0	0	0	0	0	Transferable deposits	22	FAS
0	0	0	0	0	0	0	0	0	0	Other deposits	29	FAS
3.537	0	0	0	0	0	0	0	0	0	Securities other than shares	3	FAS
0	0	0	0	0	0	0	0	0	0	Short-term	331	FAS
3.537	0	0	0	0	0	0	0	0	0	Long-term	332	FAS
0	0	0	0	0	0	0	0	0	0	Financial derivatives	34	FAS
169	0	0	4	1	0	0	0	0	0	Loans	4	FAS
0	0	0	0	0	0	0	0	0	0	Short-term	41	FAS
169	0	0	3	1	0	0	0	0	0	Long-term	42	FAS
0	0	0	0	0	0	0	0	0	0	Shares and other equity	5	FAS
0	0	0	0	0	0	0	0	0	0	Quoted shares	511	FAS
0	0	0	0	0	0	0	0	0	0	Unquoted shares	512	FAS
0	0	0	0	0	0	0	0	0	0	Other equity	513	FAS
0	0	0	0	0	0	0	0	0	0	Mutual funds shares	52	FAS
0	0	0	0	0	0	0	0	0	0	Insurance technical reserves	6	FAS
0	0	0	0	0	0	0	0	0	0	Life insurance reserves	611	FAS
0	0	0	0	0	0	0	0	0	0	Pension fund reserves	612	FAS
0	0	0	0	0	0	0	0	0	0	Other technical reserves	62	FAS
406	0	3	3	0	0	0	0	0	0	Other accounts receivable	7	FAS
349	0	3	3	0	0	0	0	0	0	Trade credits and advances	71	FAS
57	0	0	0	0	0	0	0	0	0	Other	79	FAS
310	0	253	3.331	10	0	0	0	0	0	**Liabilities**	F	LIA
4	0	0	2.882	0	0	0	0	0	0	Currency and deposits	2	LIA
0	0	0	2.045	0	0	0	0	0	0	Currency	21	LIA
3	0	0	0	0	0	0	0	0	0	Transferable deposits	22	LIA
0	0	0	837	0	0	0	0	0	0	Other deposits	29	LIA
31	0	156	30	2	0	0	0	0	0	Securities other than shares	3	LIA
0	0	7	0	0	0	0	0	0	0	Short-term	331	LIA
24	0	149	20	1	0	0	0	0	0	Long-term	332	LIA
7	0	0	11	1	0	0	0	0	0	Financial derivatives	34	LIA
0	0	0	2	0	0	0	0	0	0	Loans	4	LIA
0	0	0	1	0	0	0	0	0	0	Short-term	41	LIA
0	0	0	0	0	0	0	0	0	0	Long-term	42	LIA
156	0	84	310	9	0	0	0	0	0	Shares and other equity	5	LIA
47	0	51	181	3	0	0	0	0	0	Quoted shares	511	LIA
4	0	0	0	0	0	0	0	0	0	Unquoted shares	512	LIA
82	0	0	0	1	0	0	0	0	0	Other equity	513	LIA
23	0	32	129	5	0	0	0	0	0	Mutual funds shares	52	LIA
0	0	0	99	0	0	0	0	0	0	Insurance technical reserves	6	LIA
0	0	0	99	0	0	0	0	0	0	Life insurance reserves	611	LIA
0	0	0	0	0	0	0	0	0	0	Pension fund reserves	612	LIA
0	0	0	0	0	0	0	0	0	0	Other technical reserves	62	LIA
120	0	13	7	0	0	0	0	0	0	Other accounts payable	7	LIA
4	0	11	7	0	0	0	0	0	0	Trade credits and advances	71	LIA
115	0	1	0	0	0	0	0	0	0	Other	79	LIA
3.802	0	-249	-3.324	-9	0	0	0	0	0	**Net financial assets**		NETO
Centralna država/ *Central government*	Lokalna država/ *Local government*	Skladi socialne varnosti/ *Social security funds*	Gospodinjstva/ *Households*	Nepr. instit., ki opravljajo storitve za gospod./ *Non-profit institutions serving households*	Tujina/ *Rest of the world*	EU/ *European Union*	EMU/ *Members of the EMU*	Ostale članice EU/ *European Union, not EMU*	Ostali (izven EU)/ *Others (not EU)*			
S1311	S1313	S1314	S14	S15	S2	S21	S2111	S2112	S22			

B.1.8.1.

S.2 - tujina

B.1.8.2. Nekonsolidirani finančni računi - transakcije 2009

v mio EUR

B.1.8.2.

Vrsta post.	Oznaka	Finančni instrumenti	Institucionalni sektorji								
			S1	S11	S12	S121	S122	S123	S124	S125	S13
FSR	F	**Finančna sredstva**	731	-376	-1.657	-321	-1.416	53	7	20	2.765
FSR	1	Monetarno zlato in SDR	0	0	0	0	0	0	0	0	0
FSR	2	Gotovina in vloge	-1.689	0	-1.689	-243	-1.446	0	0	0	0
FSR	21	Gotovina	0	0	0	0	0	0	0	0	0
FSR	22	Prenosljive vloge	-206	0	-206	-225	19	0	0	0	0
FSR	29	Druge vloge	-1.484	0	-1.484	-18	-1.465	0	0	0	0
FSR	3	Vrednostni papirji razen delnic	4.605	279	1.559	-78	1.637	0	0	0	2.767
FSR	331	Kratkoročni	-93	0	-93	0	-93	0	0	0	0
FSR	332	Dolgoročni	4.775	267	1.740	0	1.740	0	0	0	2.767
FSR	34	Izvedeni finančni instrumenti	-76	12	-88	-78	-10	0	0	0	0
FSR	4	Posojila	-1.971	-410	-1.539	0	-1.629	91	-1	0	-21
FSR	41	Kratkoročna	-308	-277	-31	0	0	-31	-1	0	0
FSR	42	Dolgoročna	-1.662	-133	-1.508	0	-1.629	122	-1	0	-21
FSR	5	Delnice in drug lastniški kapital	147	152	-5	0	31	-41	4	0	0
FSR	511	Delnice, ki kotirajo	10	13	-3	0	0	4	0	-6	0
FSR	512	Delnice, ki ne kotirajo	71	34	37	0	32	-6	4	7	0
FSR	513	Drug lastniški kapital	68	106	-38	0	0	-38	0	0	0
FSR	52	Delnice/enote investicijskih skladov	-1	0	-1	0	0	-1	0	0	0
FSR	6	Zavarovalno tehnične rezervacije	25	0	25	0	0	0	0	25	0
FSR	611	Rezervacije iz življenjskih zavarovanj	1	0	1	0	0	0	0	1	0
FSR	612	Rezervacije iz pokojninskih zavarovanj	0	0	0	0	0	0	0	0	0
FSR	62	Druge tehnične rezervacije	24	0	24	0	0	0	0	24	0
FSR	7	Druge terjatve	-387	-397	-8	1	-10	3	4	-5	19
FSR	71	Trgovinski krediti in avansi	-420	-429	1	1	0	1	0	0	8
FSR	79	Drugo	34	32	-9	0	-10	2	4	-5	11
OBV	F	**Obveznosti**	139	-60	-224	-675	305	19	-7	134	-52
OBV	2	Gotovina in vloge	258	-7	-175	-656	490	0	-1	-8	-1
OBV	21	Gotovina	651	-1	5	0	5	0	0	0	0
OBV	22	Prenosljive vloge	-116	7	-122	-15	-106	0	-1	0	0
OBV	29	Druge vloge	-276	-13	-58	-641	590	0	0	-7	0
OBV	3	Vrednostni papirji razen delnic	-283	7	-257	-12	-337	10	-1	83	-59
OBV	331	Kratkoročni	173	-2	182	0	115	-1	-1	68	-7
OBV	332	Dolgoročni	-392	10	-379	46	-452	11	0	15	-50
OBV	34	Izvedeni finančni instrumenti	-64	0	-59	-59	0	0	0	0	-2
OBV	4	Posojila	296	198	99	0	99	-5	-7	12	0
OBV	41	Kratkoročna	-6	71	-75	0	74	-151	2	0	0
OBV	42	Dolgoročna	302	127	175	0	25	146	-8	12	0
OBV	5	Delnice in drug lastniški kapital	236	83	136	3	42	35	0	56	4
OBV	511	Delnice, ki kotirajo	60	-23	96	0	38	57	0	1	-22
OBV	512	Delnice, ki ne kotirajo	0	1	-1	0	1	-1	0	-1	0
OBV	513	Drug lastniški kapital	146	113	10	3	4	-7	0	10	23
OBV	52	Delnice/enote investicijskih skladov	30	-9	32	0	0	-14	0	46	3
OBV	6	Zavarovalno tehnične rezervacije	-12	0	-6	0	0	0	0	-6	0
OBV	611	Rezervacije iz življenjskih zavarovanj	-5	0	0	0	0	0	0	0	0
OBV	612	Rezervacije iz pokojninskih zavarovanj	0	0	0	0	0	0	0	0	0
OBV	62	Druge tehnične rezervacije	-6	0	-6	0	0	0	0	-6	0
OBV	7	Druge obveznosti	-357	-342	-21	-10	11	-22	2	-2	4
OBV	71	Trgovinski krediti in avansi	-457	-439	-25	0	0	-24	0	-1	5
OBV	79	Drugo	100	97	4	-10	11	2	2	-1	-1
NETO		**Neto finančna sredstva**	592	-315	-1.433	354	-1.721	34	14	-114	2.817
			Gospodarstvo Slovenije/ *Total economy*	Nefinančne družbe/ *Non-financial corporations*	Finančne družbe/ *Financial corporations*	Centralna banka/ *Central Bank*	Druge denarne finančne institucije/ *Other monetary financial institutions*	Drugi finančni posredniki / *Other financial intermediaries*	Izvajalci pomožnih finančnih dejavnosti/ *Financial auxiliaries*	Zavarovalnice in pokojninski skladi/ *Insurance corporations and pension funds*	Država/ *General government*
			S1	S11	S12	S121	S122	S123	S124	S125	S13

S.2 - Rest of the world

Non-consolidated financial accounts - transactions 2009 B.1.8.2.

EUR millions

Institutional sectors												
S1311	S1313	S1314	S14	S15	S2	S21	S2111	S2112	S22	Financial instruments	Code	Item type
2.759	0	6	-1	0	0	0	0	0	0	**Financial assets**	F	FAS
0	0	0	0	0	0	0	0	0	0	Monetary gold and SDRs	1	FAS
0	0	0	0	0	0	0	0	0	0	Currency and deposits	2	FAS
0	0	0	0	0	0	0	0	0	0	Currency	21	FAS
0	0	0	0	0	0	0	0	0	0	Transferable deposits	22	FAS
0	0	0	0	0	0	0	0	0	0	Other deposits	29	FAS
2.767	0	0	0	0	0	0	0	0	0	Securities other than shares	3	FAS
0	0	0	0	0	0	0	0	0	0	Short-term	331	FAS
2.767	0	0	0	0	0	0	0	0	0	Long-term	332	FAS
0	0	0	0	0	0	0	0	0	0	Financial derivatives	34	FAS
-21	0	0	-1	0	0	0	0	0	0	Loans	4	FAS
0	0	0	0	0	0	0	0	0	0	Short-term	41	FAS
-21	0	0	-1	0	0	0	0	0	0	Long-term	42	FAS
0	0	0	0	0	0	0	0	0	0	Shares and other equity	5	FAS
0	0	0	0	0	0	0	0	0	0	Quoted shares	511	FAS
0	0	0	0	0	0	0	0	0	0	Unquoted shares	512	FAS
0	0	0	0	0	0	0	0	0	0	Other equity	513	FAS
0	0	0	0	0	0	0	0	0	0	Mutual funds shares	52	FAS
0	0	0	0	0	0	0	0	0	0	Insurance technical reserves	6	FAS
0	0	0	0	0	0	0	0	0	0	Life insurance reserves	611	FAS
0	0	0	0	0	0	0	0	0	0	Pension fund reserves	612	FAS
0	0	0	0	0	0	0	0	0	0	Other technical reserves	62	FAS
13	0	6	-1	0	0	0	0	0	0	Other accounts receivable	7	FAS
2	0	6	-1	0	0	0	0	0	0	Trade credits and advances	71	FAS
11	0	0	0	0	0	0	0	0	0	Other	79	FAS
6	1	-59	472	3	0	0	0	0	0	**Liabilities**	F	LIA
-1	0	0	441	0	0	0	0	0	0	Currency and deposits	2	LIA
0	0	0	647	0	0	0	0	0	0	Currency	21	LIA
0	0	0	0	0	0	0	0	0	0	Transferable deposits	22	LIA
0	0	0	-206	0	0	0	0	0	0	Other deposits	29	LIA
-2	0	-56	24	1	0	0	0	0	0	Securities other than shares	3	LIA
0	0	-7	0	0	0	0	0	0	0	Short-term	331	LIA
-1	0	-49	26	2	0	0	0	0	0	Long-term	332	LIA
-2	0	0	-2	-1	0	0	0	0	0	Financial derivatives	34	LIA
0	0	0	-2	0	0	0	0	0	0	Loans	4	LIA
0	0	0	-1	0	0	0	0	0	0	Short-term	41	LIA
0	0	0	0	0	0	0	0	0	0	Long-term	42	LIA
11	0	-7	12	1	0	0	0	0	0	Shares and other equity	5	LIA
-3	0	-19	8	1	0	0	0	0	0	Quoted shares	511	LIA
0	0	0	0	0	0	0	0	0	0	Unquoted shares	512	LIA
23	0	0	0	0	0	0	0	0	0	Other equity	513	LIA
-9	0	12	4	1	0	0	0	0	0	Mutual funds shares	52	LIA
0	0	0	-5	0	0	0	0	0	0	Insurance technical reserves	6	LIA
0	0	0	-5	0	0	0	0	0	0	Life insurance reserves	611	LIA
0	0	0	0	0	0	0	0	0	0	Pension fund reserves	612	LIA
0	0	0	0	0	0	0	0	0	0	Other technical reserves	62	LIA
-1	1	4	2	0	0	0	0	0	0	Other accounts payable	7	LIA
-1	1	6	2	0	0	0	0	0	0	Trade credits and advances	71	LIA
0	0	-1	0	0	0	0	0	0	0	Other	79	LIA
2.753	-1	64	-473	-3	0	0	0	0	0	**Net financial assets**		NETO
Centralna država/ *Central government*	Lokalna država/ *Local government*	Skladi socialne varnosti/ *Social security funds*	Gospodinjstva/ *Households*	Nepr. instit., ki opravljajo storitve za gospod./ *Non-profit institutions serving households*	Tujina/ *Rest of the world*	EU/ *European Union*	EMU/ *Members of the EMU*	Ostale članice EU/ *European Union, not EMU*	Ostali (izven EU)/ *Others (not EU)*			
S1311	S1313	S1314	S14	S15	S2	S21	S2111	S2112	S22			

B.1.8.2.

S.2 - tujina

B.1.8.3. Nekonsolidirani finančni računi - vrednostne spremembe 2009

v mio EUR

B.1.8.3.

Vrsta post.	Oznaka	Finančni instrumenti	Institucionalni sektorji								
			S1	S11	S12	S121	S122	S123	S124	S125	S13
FSR	F	**Finančna sredstva**	359	96	-25	73	87	-208	-5	28	288
FSR	1	Monetarno zlato in SDR	0	0	0	0	0	0	0	0	0
FSR	2	Gotovina in vloge	-1	0	-1	0	-1	0	0	0	0
FSR	21	Gotovina	0	0	0	0	0	0	0	0	0
FSR	22	Prenosljive vloge	2	0	2	0	2	0	0	0	0
FSR	29	Druge vloge	-3	0	-3	0	-3	0	0	0	0
FSR	3	Vrednostni papirji razen delnic	321	-11	49	72	-23	0	0	0	284
FSR	331	Kratkoročni	-9	0	-9	0	-9	0	0	0	0
FSR	332	Dolgoročni	286	0	3	0	3	0	0	0	284
FSR	34	Izvedeni finančni instrumenti	44	-11	55	72	-17	0	0	0	0
FSR	4	Posojila	186	226	-43	0	6	-47	-2	0	3
FSR	41	Kratkoročna	58	62	-4	0	0	-3	-1	0	0
FSR	42	Dolgoročna	128	163	-38	0	6	-44	-1	0	3
FSR	5	Delnice in drug lastniški kapital	-99	-65	-34	0	96	-154	-2	27	0
FSR	511	Delnice, ki kotirajo	1	15	-14	0	2	-25	-1	10	0
FSR	512	Delnice, ki ne kotirajo	-74	-170	95	0	94	-14	-1	17	0
FSR	513	Drug lastniški kapital	-30	90	-120	0	0	-120	0	0	0
FSR	52	Delnice/enote investicijskih skladov	5	0	5	0	0	5	0	0	0
FSR	6	Zavarovalno tehnične rezervacije	0	0	0	0	0	0	0	0	0
FSR	611	Rezervacije iz življenjskih zavarovanj	0	0	0	0	0	0	0	0	0
FSR	612	Rezervacije iz pokojninskih zavarovanj	0	0	0	0	0	0	0	0	0
FSR	62	Druge tehnične rezervacije	0	0	0	0	0	0	0	0	0
FSR	7	Druge terjatve	-48	-53	4	0	10	-8	0	1	1
FSR	71	Trgovinski krediti in avansi	-149	-152	1	0	0	0	0	0	3
FSR	79	Drugo	100	99	3	0	10	-8	0	0	-2
OBV	F	**Obveznosti**	600	149	312	78	-87	187	3	131	19
OBV	2	Gotovina in vloge	17	8	0	11	-10	0	0	0	0
OBV	21	Gotovina	-1	0	0	0	0	0	0	0	0
OBV	22	Prenosljive vloge	29	8	21	16	5	0	0	0	0
OBV	29	Druge vloge	-12	0	-20	-5	-16	0	0	0	0
OBV	3	Vrednostni papirji razen delnic	165	1	168	70	27	2	0	69	7
OBV	331	Kratkoročni	-47	0	-47	0	-48	0	0	0	0
OBV	332	Dolgoročni	156	1	159	26	62	2	0	69	8
OBV	34	Izvedeni finančni instrumenti	56	0	57	45	12	0	0	0	-1
OBV	4	Posojila	-13	-15	2	0	10	-8	0	0	0
OBV	41	Kratkoročna	-44	-38	-5	0	-1	-4	0	0	0
OBV	42	Dolgoročna	31	23	7	0	11	-4	0	0	0
OBV	5	Delnice in drug lastniški kapital	418	111	147	0	-111	193	3	62	39
OBV	511	Delnice, ki kotirajo	308	12	220	0	-27	252	2	-7	26
OBV	512	Delnice, ki ne kotirajo	-218	-35	-181	0	-83	-110	0	12	-2
OBV	513	Drug lastniški kapital	135	128	7	0	-1	7	3	-3	0
OBV	52	Delnice/enote investicijskih skladov	194	5	101	0	0	44	-3	59	16
OBV	6	Zavarovalno tehnične rezervacije	1	0	0	0	0	0	0	0	0
OBV	611	Rezervacije iz življenjskih zavarovanj	1	0	0	0	0	0	0	0	0
OBV	612	Rezervacije iz pokojninskih zavarovanj	0	0	0	0	0	0	0	0	0
OBV	62	Druge tehnične rezervacije	0	0	0	0	0	0	0	0	0
OBV	7	Druge obveznosti	12	44	-6	-3	-3	1	0	0	-27
OBV	71	Trgovinski krediti in avansi	18	18	0	0	0	0	0	0	0
OBV	79	Drugo	-6	27	-6	-3	-3	0	0	0	-27
NETO		**Neto finančna sredstva**	-241	-53	-337	-5	174	-395	-7	-103	269
			Gospodarstvo Slovenije/ *Total economy*	Nefinančne družbe/ *Non-financial corporations*	Finančne družbe/ *Financial corporations*	Centralna banka/ *Central Bank*	Druge denarne finančne institucije/ *Other monetary financial institutions*	Drugi finančni posredniki / *Other financial intermediaries*	Izvajalci pomožnih finančnih dejavnosti/ *Financial auxiliaries*	Zavarovalnice in pokojninski skladi/ *Insurance corporations and pension funds*	Država/ *General government*
			S1	S11	S12	S121	S122	S123	S124	S125	S13

S.2 - Rest of the world

Non-consolidated financial accounts - revaluation changes 2009 B.1.8.3.

EUR millions

Institutional sectors												
S1311	S1313	S1314	S14	S15	S2	S21	S2111	S2112	S22	Financial instruments	Code	Item type
288	0	0	0	0	0	0	0	0	0	**Financial assets**	F	FAS
0	0	0	0	0	0	0	0	0	0	Monetary gold and SDRs	1	FAS
0	0	0	0	0	0	0	0	0	0	Currency and deposits	2	FAS
0	0	0	0	0	0	0	0	0	0	Currency	21	FAS
0	0	0	0	0	0	0	0	0	0	Transferable deposits	22	FAS
0	0	0	0	0	0	0	0	0	0	Other deposits	29	FAS
284	0	0	0	0	0	0	0	0	0	Securities other than shares	3	FAS
0	0	0	0	0	0	0	0	0	0	Short-term	331	FAS
284	0	0	0	0	0	0	0	0	0	Long-term	332	FAS
0	0	0	0	0	0	0	0	0	0	Financial derivatives	34	FAS
3	0	0	0	0	0	0	0	0	0	Loans	4	FAS
0	0	0	0	0	0	0	0	0	0	Short-term	41	FAS
3	0	0	0	0	0	0	0	0	0	Long-term	42	FAS
0	0	0	0	0	0	0	0	0	0	Shares and other equity	5	FAS
0	0	0	0	0	0	0	0	0	0	Quoted shares	511	FAS
0	0	0	0	0	0	0	0	0	0	Unquoted shares	512	FAS
0	0	0	0	0	0	0	0	0	0	Other equity	513	FAS
0	0	0	0	0	0	0	0	0	0	Mutual funds shares	52	FAS
0	0	0	0	0	0	0	0	0	0	Insurance technical reserves	6	FAS
0	0	0	0	0	0	0	0	0	0	Life insurance reserves	611	FAS
0	0	0	0	0	0	0	0	0	0	Pension fund reserves	612	FAS
0	0	0	0	0	0	0	0	0	0	Other technical reserves	62	FAS
1	0	0	0	0	0	0	0	0	0	Other accounts receivable	7	FAS
3	0	0	0	0	0	0	0	0	0	Trade credits and advances	71	FAS
-2	0	0	0	0	0	0	0	0	0	Other	79	FAS
-12	0	31	121	-1	0	0	0	0	0	**Liabilities**	F	LIA
0	0	0	8	0	0	0	0	0	0	Currency and deposits	2	LIA
0	0	0	-1	0	0	0	0	0	0	Currency	21	LIA
0	0	0	0	0	0	0	0	0	0	Transferable deposits	22	LIA
0	0	0	9	0	0	0	0	0	0	Other deposits	29	LIA
-1	0	8	-9	-2	0	0	0	0	0	Securities other than shares	3	LIA
0	0	0	0	0	0	0	0	0	0	Short-term	331	LIA
0	0	8	-9	-2	0	0	0	0	0	Long-term	332	LIA
-1	0	0	0	0	0	0	0	0	0	Financial derivatives	34	LIA
0	0	0	0	0	0	0	0	0	0	Loans	4	LIA
0	0	0	0	0	0	0	0	0	0	Short-term	41	LIA
0	0	0	0	0	0	0	0	0	0	Long-term	42	LIA
15	0	23	120	2	0	0	0	0	0	Shares and other equity	5	LIA
15	0	11	50	0	0	0	0	0	0	Quoted shares	511	LIA
-2	0	0	0	0	0	0	0	0	0	Unquoted shares	512	LIA
0	0	0	0	0	0	0	0	0	0	Other equity	513	LIA
3	0	12	70	2	0	0	0	0	0	Mutual funds shares	52	LIA
0	0	0	1	0	0	0	0	0	0	Insurance technical reserves	6	LIA
0	0	0	1	0	0	0	0	0	0	Life insurance reserves	611	LIA
0	0	0	0	0	0	0	0	0	0	Pension fund reserves	612	LIA
0	0	0	0	0	0	0	0	0	0	Other technical reserves	62	LIA
-27	0	0	0	0	0	0	0	0	0	Other accounts payable	7	LIA
0	0	0	0	0	0	0	0	0	0	Trade credits and advances	71	LIA
-27	0	0	0	0	0	0	0	0	0	Other	79	LIA
300	0	-31	-121	1	0	0	0	0	0	**Net financial assets**		NETO
Centralna država/ *Central government*	Lokalna država/ *Local government*	Skladi socialne varnosti/ *Social security funds*	Gospodinjstva/ *Households*	Nepr. instit., ki opravljajo storitve za gospod./ *Non-profit institutions serving households*	Tujina/ *Rest of the world*	EU/ *European Union*	EMU/ *Members of the EMU*	Ostale članice EU/ *European Union, not EMU*	Ostali (izven EU)/ *Others (not EU)*			
S1311	S1313	S1314	S14	S15	S2	S21	S2111	S2112	S22			

B.1.8.3.

S.2 - tujina

B.1.8.4. Nekonsolidirani finančni računi - stanja 2009 (konec leta)

v mio EUR

B.1.8.4.

Vrsta post.	Oznaka	Finančni instrumenti	Institucionalni sektorji								
			S1	S11	S12	S121	S122	S123	S124	S125	S13
FSR	F	**Finančna sredstva**	48.774	15.339	26.260	3.369	18.119	4.425	25	322	7.168
FSR	1	Monetarno zlato in SDR	0	0	0	0	0	0	0	0	0
FSR	2	Gotovina in vloge	8.489	0	8.489	3.360	5.129	0	0	0	0
FSR	21	Gotovina	0	0	0	0	0	0	0	0	0
FSR	22	Prenosljive vloge	3.598	0	3.598	3.345	253	0	0	0	0
FSR	29	Druge vloge	4.891	0	4.891	15	4.876	0	0	0	0
FSR	3	Vrednostni papirji razen delnic	9.117	288	2.241	7	2.234	0	0	0	6.588
FSR	331	Kratkoročni	0	0	0	0	0	0	0	0	0
FSR	332	Dolgoročni	8.908	271	2.049	0	2.049	0	0	0	6.588
FSR	34	Izvedeni finančni instrumenti	209	17	192	7	185	0	0	0	0
FSR	4	Posojila	18.233	4.788	13.290	0	9.220	4.036	3	31	151
FSR	41	Kratkoročna	913	612	301	0	0	298	3	0	0
FSR	42	Dolgoročna	17.320	4.175	12.989	0	9.220	3.738	1	31	151
FSR	5	Delnice in drug lastniški kapital	8.125	6.072	2.053	0	1.527	369	12	145	0
FSR	511	Delnice, ki kotirajo	623	482	141	0	23	91	2	24	0
FSR	512	Delnice, ki ne kotirajo	3.286	1.645	1.641	0	1.504	7	9	121	0
FSR	513	Drug lastniški kapital	4.199	3.945	254	0	0	253	1	0	0
FSR	52	Delnice/enote investicijskih skladov	18	0	18	0	0	18	0	0	0
FSR	6	Zavarovalno tehnične rezervacije	98	0	98	0	0	0	0	98	0
FSR	611	Rezervacije iz življenjskih zavarovanj	3	0	3	0	0	0	0	3	0
FSR	612	Rezervacije iz pokojninskih zavarovanj	2	0	2	0	0	0	0	2	0
FSR	62	Druge tehnične rezervacije	92	0	92	0	0	0	0	92	0
FSR	7	Druge terjatve	4.712	4.192	89	1	9	20	10	49	429
FSR	71	Trgovinski krediti in avansi	4.358	3.938	55	1	4	4	0	46	363
FSR	79	Drugo	354	254	33	0	5	15	10	3	66
OBV	F	**Obveznosti**	36.022	10.235	21.322	7.309	9.881	1.955	29	2.148	529
OBV	2	Gotovina in vloge	9.410	165	5.911	3.005	2.891	6	2	7	3
OBV	21	Gotovina	2.712	1	19	0	19	0	0	0	0
OBV	22	Prenosljive vloge	414	155	256	3	251	0	2	1	3
OBV	29	Druge vloge	6.285	9	5.635	3.002	2.621	6	0	6	0
OBV	3	Vrednostni papirji razen delnic	9.411	62	9.167	4.128	3.420	109	0	1.510	136
OBV	331	Kratkoročni	1.202	10	1.192	0	1.113	0	0	78	0
OBV	332	Dolgoročni	8.119	51	7.900	4.128	2.234	109	0	1.429	131
OBV	34	Izvedeni finančni instrumenti	90	1	75	0	72	0	0	2	5
OBV	4	Posojila	5.146	1.551	3.595	0	3.002	568	7	18	0
OBV	41	Kratkoročna	1.927	821	1.106	0	913	186	7	0	0
OBV	42	Dolgoročna	3.219	730	2.489	0	2.089	382	0	18	0
OBV	5	Delnice in drug lastniški kapital	6.617	3.464	2.417	81	520	1.235	12	569	282
OBV	511	Delnice, ki kotirajo	1.914	180	1.389	0	258	1.012	7	112	102
OBV	512	Delnice, ki ne kotirajo	765	361	402	23	233	46	0	101	1
OBV	513	Drug lastniški kapital	3.139	2.904	130	58	26	18	5	23	105
OBV	52	Delnice/enote investicijskih skladov	799	19	496	0	3	160	1	333	74
OBV	6	Zavarovalno tehnične rezervacije	125	0	30	0	0	0	0	30	0
OBV	611	Rezervacije iz življenjskih zavarovanj	95	0	0	0	0	0	0	0	0
OBV	612	Rezervacije iz pokojninskih zavarovanj	0	0	0	0	0	0	0	0	0
OBV	62	Druge tehnične rezervacije	30	0	30	0	0	0	0	30	0
OBV	7	Druge obveznosti	5.313	4.993	202	95	47	37	8	15	109
OBV	71	Trgovinski krediti in avansi	4.826	4.788	9	0	1	5	1	2	21
OBV	79	Drugo	487	205	193	95	47	32	7	12	88
NETO		**Neto finančna sredstva**	12.752	5.104	4.938	-3.941	8.238	2.470	-4	-1.826	6.639
			Gospodarstvo Slovenije/ *Total economy*	Nefinančne družbe/ *Non-financial corporations*	Finančne družbe/ *Financial corporations*	Centralna banka/ *Central Bank*	Druge denarne finančne institucije/ *Other monetary financial institutions*	Drugi finančni posredniki / *Other financial intermediaries*	Izvajalci pomožnih finančnih dejavnosti/ *Financial auxiliaries*	Zavarovalnice in pokojninski skladi/ *Insurance corporations and pension funds*	Država/ *General government*
			S1	S11	S12	S121	S122	S123	S124	S125	S13

S.2 - Rest of the world

Non-consolidated financial accounts - outstanding amounts 2009 (end of year) B.1.8.4.

EUR millions

Institutional sectors												
S1311	S1313	S1314	S14	S15	S2	S21	S2111	S2112	S22	Financial instruments	Code	Item type
7.159	0	9	6	1	0	0	0	0	0	**Financial assets**	F	FAS
0	0	0	0	0	0	0	0	0	0	Monetary gold and SDRs	1	FAS
0	0	0	0	0	0	0	0	0	0	Currency and deposits	2	FAS
0	0	0	0	0	0	0	0	0	0	Currency	21	FAS
0	0	0	0	0	0	0	0	0	0	Transferable deposits	22	FAS
0	0	0	0	0	0	0	0	0	0	Other deposits	29	FAS
6.588	0	0	0	0	0	0	0	0	0	Securities other than shares	3	FAS
0	0	0	0	0	0	0	0	0	0	Short-term	331	FAS
6.588	0	0	0	0	0	0	0	0	0	Long-term	332	FAS
0	0	0	0	0	0	0	0	0	0	Financial derivatives	34	FAS
151	0	0	3	1	0	0	0	0	0	Loans	4	FAS
0	0	0	0	0	0	0	0	0	0	Short-term	41	FAS
151	0	0	3	1	0	0	0	0	0	Long-term	42	FAS
0	0	0	0	0	0	0	0	0	0	Shares and other equity	5	FAS
0	0	0	0	0	0	0	0	0	0	Quoted shares	511	FAS
0	0	0	0	0	0	0	0	0	0	Unquoted shares	512	FAS
0	0	0	0	0	0	0	0	0	0	Other equity	513	FAS
0	0	0	0	0	0	0	0	0	0	Mutual funds shares	52	FAS
0	0	0	0	0	0	0	0	0	0	Insurance technical reserves	6	FAS
0	0	0	0	0	0	0	0	0	0	Life insurance reserves	611	FAS
0	0	0	0	0	0	0	0	0	0	Pension fund reserves	612	FAS
0	0	0	0	0	0	0	0	0	0	Other technical reserves	62	FAS
420	0	9	3	0	0	0	0	0	0	Other accounts receivable	7	FAS
354	0	9	3	0	0	0	0	0	0	Trade credits and advances	71	FAS
66	0	0	0	0	0	0	0	0	0	Other	79	FAS
304	1	225	3.924	13	0	0	0	0	0	**Liabilities**	F	LIA
3	0	0	3.331	0	0	0	0	0	0	Currency and deposits	2	LIA
0	0	0	2.691	0	0	0	0	0	0	Currency	21	LIA
3	0	0	0	0	0	0	0	0	0	Transferable deposits	22	LIA
0	0	0	640	0	0	0	0	0	0	Other deposits	29	LIA
28	0	108	46	1	0	0	0	0	0	Securities other than shares	3	LIA
0	0	0	0	0	0	0	0	0	0	Short-term	331	LIA
23	0	108	37	1	0	0	0	0	0	Long-term	332	LIA
5	0	0	9	0	0	0	0	0	0	Financial derivatives	34	LIA
0	0	0	0	0	0	0	0	0	0	Loans	4	LIA
0	0	0	0	0	0	0	0	0	0	Short-term	41	LIA
0	0	0	0	0	0	0	0	0	0	Long-term	42	LIA
182	0	100	443	12	0	0	0	0	0	Shares and other equity	5	LIA
59	0	44	239	4	0	0	0	0	0	Quoted shares	511	LIA
1	0	0	0	0	0	0	0	0	0	Unquoted shares	512	LIA
105	0	0	0	1	0	0	0	0	0	Other equity	513	LIA
17	0	56	203	7	0	0	0	0	0	Mutual funds shares	52	LIA
0	0	0	95	0	0	0	0	0	0	Insurance technical reserves	6	LIA
0	0	0	95	0	0	0	0	0	0	Life insurance reserves	611	LIA
0	0	0	0	0	0	0	0	0	0	Pension fund reserves	612	LIA
0	0	0	0	0	0	0	0	0	0	Other technical reserves	62	LIA
91	1	17	9	0	0	0	0	0	0	Other accounts payable	7	LIA
3	1	17	9	0	0	0	0	0	0	Trade credits and advances	71	LIA
88	0	0	0	0	0	0	0	0	0	Other	79	LIA
6.855	-1	-216	-3.918	-11	0	0	0	0	0	**Net financial assets**		NETO
Centralna država/ *Central government*	Lokalna država/ *Local government*	Skladi socialne varnosti/ *Social security funds*	Gospodinjstva/ *Households*	Nepr. instit., ki opravljajo storitve za gospod./ *Non-profit institutions serving households*	Tujina/ *Rest of the world*	EU/ *European Union*	EMU/ *Members of the EMU*	Ostale članice EU/ *European Union, not EMU*	Ostali (izven EU)/ *Others (not EU)*			
S1311	S1313	S1314	S14	S15	S2	S21	S2111	S2112	S22			

B.1.8.4.

3. METODOLOGIJA FINANČNIH RAČUNOV

3.1 Metodologija ESA95

Metodološko osnovo za sestavo finančnih računov predstavlja ESA95 (European system of accounts/ESR95 – Evropski sistem računov).

Finančni računi prikazujejo stanja in tokove, ki jih imajo posamezni institucionalni sektorji v posameznih finančnih instrumentih kot terjatve in kot obveznosti.

Finančni račun prikazuje, kako se razporedi presežek oziroma pokriva primanjkljaj s transakcijami finančnih sredstev (terjatev) in obveznosti.

Neto postavka finančnega računa, ki predstavlja transakcije v finančnih sredstvih zmanjšane za transakcije v obveznostih, naj bi bila praviloma enake vrednosti, kot je neto postavka nefinančnega računa (neto posojanje oziroma neto izposojanje B.9).

Osnovna načela ESA95 so:
- vrednotenje vseh sredstev in obveznosti po tekoči tržni vrednosti;
- razlika med finančnimi sredstvi in obveznostmi predstavlja neto finančna sredstva;
- razlika med celotnimi sredstvi (finančnimi in nefinančnimi) in obveznostmi predstavlja neto vrednost;
- neto vrednost in kapital predstavljata lastne sklade.

Postavke iz finančnih računov in postavke iz bilance stanja niso vrednostno enake že zaradi zgoraj omenjenih načel ESA95.

Finančni računi so nekonsolidirani in konsolidirani. V konsolidiranem računu so izločene terjatve in obveznosti med institucionalnimi enotami v okviru opazovanega sektorja.

3.2 Institucionalni sektorji

Finančni računi prikazujejo stanje in tokove v finančnih sredstvih in obveznostih po različnih sektorjih oziroma podsektorjih po SKIS (Standardni klasifikaciji institucionalnih sektorjih, Ur. list RS št. 13/06).

Pregled sektorjev in podsektorjev:

Oznaka sektorja	Naziv sektorja
S.1	Gospodarstvo Slovenije
S.11	Nefinančne družbe
S.12	Finančne družbe
S.121	Centralna banka
S.122	Druge denarne finančne institucije
S.123	Drugi finančni posredniki razen zavarovalnic in pokojninskih skladov
S.124	Izvajalci pomožnih finančnih dejavnosti
S.125	Zavarovalnice in pokojninski skladi
S.13	Država
S.1311	Centralna država
S.1313	Lokalna država
S.1314	Skladi socialne varnosti
S.14	Gospodinjstva
S.15	Nepridobitne institucije, ki opravljajo storitve za gospodinjstva
S.2	Tujina
S.21	Evropska unija (EU)
S.2111	Ekonomska in monetarna unija (EMU)
S.2112	Ostale članice EU izven EMU (Ostale članice EU) ter institucije EU
S.22	Tretje države in mednarodne organizacije (Ostali izven EU)

Gospodarstvo Slovenije (S.1) predstavlja rezidenčne institucionalne enote.

Nefinančne družbe (S.11) so tržni proizvajalci, katerih osnovna dejavnost je proizvodnja blaga in nefinančnih storitev.

Centralna banka (S.121) je Banka Slovenije.

Druge denarne finančne institucije (S.122) vključujejo poslovne banke, hranilnice in sklade denarnega trga.

Drugi finančni posredniki razen zavarovalnic in pokojninskih skladov (S.123) so:
- vzajemni skladi;
- investicijske družbe (ID);
- družbe za upravljanje;
- družbe, ki se ukvarjajo s finančnim leasingom;
- družbe, ki se ukvarjajo s factoringom (trgovanje s terjatvami).

Izvajalci pomožnih finančnih dejavnosti (S.124) vključujejo:
- borzno posredniške hiše;
- menjalnice;
- institucije, ki nudijo storitve infrastrukture finančnih trgov (npr. KDD - Klirinško depotna družba);
- borze (Ljubljanska borza vrednostnih papirjev).

Zavarovalnice in pokojninski skladi (S.125) predstavljajo:
- zavarovalnice in pozavarovalnice;
- vzajemne pokojninske sklade;
- pokojninske družbe.

Centralna država (S.1311) vključuje:
- neposredne uporabnike državnega proračuna (nevladni, vladni in pravosodni proračunski uporabniki);
- posredne proračunske uporabnike (javni zavodi in agencije) na ravni države;
- javne sklade na ravni države;
- Slovensko odškodninsko družbo (SOD).

Lokalna država (S.1313) predstavlja:
- občine;
- krajevne skupnosti;
- javne sklade na ravni občin;
- posredne proračunske uporabnike na lokalni ravni.

Skladi socialne varnosti (S.1314) so:
- Zavod za zdravstveno zavarovanje (ZZZS);
- Zavod za pokojninsko in invalidsko zavarovanje (ZPIZ);
- Kapitalska družba invalidskega in pokojninskega zavarovanja (KAD).

Sektor Gospodinjstva (S.14) predstavlja prebivalstvo RS in samostojne podjetnike.

Nepridobitne institucije, ki opravljajo storitve za gospodinjstva (S.15) vključujejo društva, politične stranke, sindikate, klube, zveze, cerkvene skupnosti in humanitarne organizacije.

Tujina (S.2) so nerezidenčne enote in je razdeljena na S.21 (EU) in S.22 (Ostali izven EU). EU vključuje države članice EU, razdeljene na države EMU (S.2111) in ostale članice EU (S.2112).

3.3 Finančni instrumenti

Stanje in gibanje finančnih sredstev ter obveznosti po metodologiji ESA95 je prikazano po posameznih finančnih instrumentih, ki so enaki tako na strani sredstev kot obveznosti.

Posamezen finančni instrument, ki ga ima posamezna enota kot finančno sredstvo, ima protipostavko v obveznostih druge enote in obratno. Edino finančno sredstvo, ki nima protipostavke v obveznostih, je instrument F.1 (Monetarno zlato in SDR).

Pregled razčlenitve finančnih instrumentov:

Oznaka finančnega instrumenta	Naziv finančnega instrumenta
F.1	Monetarno zlato in SDR (Posebne pravice črpanja)
F.2	Gotovina in vloge
F.21	Gotovina
F.22	Prenosljive vloge
F.29	Druge vloge
F.3	Vrednostni papirji razen delnic
F.33	Vrednostni papirji razen delnic in izvedenih finančnih instrumentov
F.331	Kratkoročni dolžniški vrednostni papirji
F.332	Dolgoročni dolžniški vrednostni papirji
F.34	Izvedeni finančni instrumenti
F.4	Posojila
F.41	Kratkoročna posojila
F.42	Dolgoročna posojila
F.5	Delnice in drug lastniški kapital
F.51	Delnice in drug lastniški kapital, razen delnic investicijskih družb in enot vzajemnih skladov
F.511	Delnice, ki kotirajo
F.512	Delnice, ki ne kotirajo
F.513	Drug lastniški kapital
F.52	Delnice/enote investicijskih skladov
F.6	Zavarovalno tehnične rezervacije
F.61	Neto lastniški kapital gospodinjstev v rezervacijah življenjskega zavarovanja in v rezervacijah pokojninskih skladov
F.611	Neto lastniški kapital gospodinjstev v rezervacijah življenjskega zavarovanja (rezervacije iz življenjskega zavarovanja)
F.612	Neto lastniški kapital gospodinjstev v rezervacijah pokojninskih skladov (rezervacije iz pokojninskih zavarovanj)
F.62	Prenosne premije in škodne rezervacije (druge tehnične rezervacije)
F.7	Druge terjatve in obveznosti
F.71	Komercialni krediti in predujmi
F.79	Drugo (druge terjatve in obveznosti razen komercialnih kreditov in predujmov)

Skupino F.1 Monetarno zlato in SDR sestavlja:
- Monetarno (denarno) zlato, ki je sestavina mednarodnih rezerv denarne oblasti in drugih subjektov, ki so pod njenim dejanskim nadzorom;
- SDR (Posebne pravice črpanja), ki so mednarodna rezervna sredstva in jih je oblikoval Mednarodni denarni sklad ter dodelil svojim članicam za povečanje obstoječih rezervnih sredstev.

Praviloma je F.1 finančno sredstvo centralne banke (S.121). Posebnost finančnega instrumenta F.1 je v tem, da nobena institucionalna enota oziroma sektor ne izkazuje obveznosti iz omenjenega instrumenta. Samo v transakcijah je nasprotna postavka izkazana na strani finančnih sredstev tujine (S.2) v enakem znesku, kot jo izkazuje centralna banka, vendar z negativnim predznakom.

Skupino F.2 Gotovina in vloge sestavljajo tri podskupine finančnih instrumentov:

- Podskupina F.21 Gotovina predstavlja bankovce in kovance, ki se navadno uporabijo za plačila, in obsega bankovce in kovance v obtoku, izdane s strani rezidenčne denarne oblasti ter bankovce in kovance v obtoku, izdane s strani nerezidenčne denarne oblasti, katerih imetniki so rezidenti. F.21 imajo lahko kot finančno sredstvo vsi sektorji. F.21 predstavlja obveznost enote, ki jo je izdala (praviloma centralna banka).
- Podskupina F.22 Prenosljive vloge predstavlja vloge na vpogled v domači ali tuji valuti. Prenosljive vloge je možno brez odloga zamenjati v gotovino oziroma so prenosljive s čekom, plačilnim nalogom, debetno vknjižbo ali na drug podoben način, in sicer brez pomembnejših omejitev ali dodatnih stroškov. F.22 zajema tudi vloge med denarnimi finančnimi institucijami (primer so vloge, ki jih imajo druge denarne finančne institucije pri centralni banki na osnovi zahtev po obvezni rezervi). F.22 imajo lahko kot finančno sredstvo vsi sektorji. Obveznosti iz naslova F.22 izkazujejo praviloma denarne finančne institucije (S.121 in S.122) ter tujina (S.2).
- Podskupina F.29 Druge vloge predstavlja vloge, ki jih ni možno uporabljati za plačevanje ob vsakem času in jih ni možno zamenjati za gotovino ali prenosljive vloge brez pomembnejših omejitev ali dodatnih stroškov. Druge vloge obsegajo:
  - vezane vloge;
  - hranilne vloge;
  - potrdila o vlogah, ki niso tržna oziroma katerih tržnost je, čeprav teoretično možna, zelo omejena;
  - repo posle (posle ponovnega odkupa), ki predstavljajo obveznost denarnih finančnih institucij;
  - kritja vezana na izvedene finančne instrumente, ki predstavljajo obveznost denarnih finančnih institucij;
  - vloge, ki so posledica varčevalne sheme ali pogodbe;
  - dokazila o vlogah, izdanih s strani hranilnih in posojilnih združenj, družb za izgradnjo, kreditnih unij in podobno;
  - terjatve oziroma obveznosti do Mednarodnega denarnega sklada;
  - druge vloge, ki niso vključene v podskupino F.22.

F.29 imajo lahko kot finančno sredstvo vsi sektorji. Obveznosti iz naslova F.29 izkazujejo praviloma denarne finančne institucije (S.121 in S.122) ter tujina (S.2).

Skupino F.3 Vrednostni papirji razen delnic sestavlja:

- F.33 Vrednostni papirji razen delnic brez izvedenih finančnih instrumentov (dolžniški vrednostni papirji). Ta se naprej deli na:
  - F.331 Kratkoročni dolžniški vrednostni papirji so vrednostni papirji z originalno ročnostjo (prvotno zapadlostjo) enega leta ali manj in obsegajo:
    - zakladne menice in druge kratkoročne vrednostne papirje države;
    - kratkoročne menice (lastne, blagovne, trasirane ali trate);
    - blagajniške zapise;
    - komercialne papirje;
    - potrdila o vlogi, ki so tržni;
    - bančne akcepte.
  - F.332 Dolgoročni dolžniški vrednostni papirji so vrednostni papirji, katerih originalna ročnost (prvotna zapadlost) je daljša od enega leta in obsegajo:
    - obveznice;
    - zapise s spremenljivo obrestno mero (FRNs);
    - druge dolžniške vrednostne papirje z originalno zapadlostjo daljšo od enega leta.
- F.34 Izvedeni finančni instrumenti obsegajo:
  - opcije, s katerimi se trguje na organiziranih trgih ali prek okenc (OTC);
  - standardizirane terminske pogodbe, če imajo tržno vrednost, ker se z njimi trguje ali so lahko pobotane;
  - zamenjave, če imajo tržno vrednost, ker se z njimi trguje ali so lahko pobotane;
  - terminske dogovore o obrestni meri, če imajo tržno vrednost, ker se z njimi trguje ali so lahko pobotane;
  - nakupne bone. Nakupni boni so posebna oblika opcij, s katerimi se trguje na organiziranih trgih.

F.3 imajo lahko kot finančno sredstvo vsi sektorji. F.3 so praviloma obveznosti nefinančnih družb (S.11), finančnih družb (S.12), sektorja države (S.13) in tujine (S.2).

Skupina F.4 je razdeljena na dve podskupini:

- F.41 Kratkoročna posojila so posojila z originalno ročnostjo (prvotno zapadlostjo) do enega leta oziroma vključno z enim letom;
- F.42 Dolgoročna posojila so posojila, katerih originalna ročnost (prvotna zapadlost) je daljša od enega leta.

Skupina F.4 Posojila predstavlja vse vrste posojil, ki nastanejo, ko upnik bodisi neposredno ali preko posrednikov posodi sredstva dolžniku, dokumentirana pa so z netržnimi dokumenti ali sploh niso dokumentirana. Pobudo za posojilo navadno da posojilojemalec. F.4 vključuje tudi posojila za financiranje trgovinskih kreditov, finančni najem, dogovor o ponovnem odkupu in kritja vezana na izvedene finančne instrumente, kadar so ti dogovori in kritja obveznosti družb, ki niso denarne finančne institucije. F.4 ne vključuje komercialne kredite in predujme. F.4 imajo lahko kot finančno sredstvo in kot obveznost vsi sektorji.

Skupino F.5 Delnice in drug lastniški kapital sestavlja:

- F.51 Delnice in drug lastniški kapital, razen delnic/enot investicijskih skladov. Ta obsega:
  - F.511 Delnice, ki kotirajo predstavljajo lastniške vrednostne papirje, ki kotirajo na domačem ali tujem trgu;
  - F.512 Delnice, ki ne kotirajo predstavljajo lastniške vrednostne papirje, ki ne kotirajo na domačem ali tujem trgu;
  - F.513 Drug lastniški kapital predstavlja lastniški kapital, ki ni v obliki delnic.
- F.52 Delnice/enote investicijskih skladov. Ta obsega:
  - delnice investicijskih družb;
  - investicijske kupone, ki se glasijo na eno ali več enot premoženja vzajemnega sklada;
  - enote premoženja vzajemnih pokojninskih skladov.

F.51 imajo lahko kot finančno sredstvo vsi sektorji. F.51 so praviloma obveznosti nefinančnih družb (S.11), finančnih družb (S.12) in tujine (S.2). Izjemoma imajo lahko obveznost v F.51 posamezne enote države (S.13).

F.52 imajo lahko kot finančno sredstvo vsi sektorji. Obveznosti v F.52 imajo lahko skladi denarnega trga (S.122), investicijske družbe in vzajemni skladi (S.123), vzajemni pokojninski skladi (S.125) ter tujina (S.2).

Skupina F.6 Zavarovalno tehnične rezervacije obsega zavarovalno tehnične rezervacije zavarovalnic in pokojninskih skladov nasproti zavarovancem in upravičencem in je razdeljena na dve osnovni podskupini finančnih instrumentov:

- F.61 Neto lastniški kapital gospodinjstev v rezervacijah življenjskega zavarovanja in v rezervacijah pokojninskih skladov. Ta obsega:
  - F.611 Neto lastniški kapital gospodinjstev v rezervacijah življenjskega zavarovanja (rezervacije iz življenjskih zavarovanj) obsega:
    - čiste matematične rezervacije življenjskih zavarovanj;
    - čiste rezervacije v korist življenjskih zavarovancev, ki prevzemajo naložbeno tveganje.
  - F.612 Neto lastniški kapital gospodinjstev v rezervacijah pokojninskih skladov (rezervacije iz pokojninskih zavarovanj) predstavlja matematične rezervacije iz naslova pokojnin.
- F.62 Prenosne premije in škodne rezervacije (druge tehnične rezervacije). Ta obsega:
  - čiste prenosne premije;
  - čiste rezervacije za bonuse, popuste in storno;
  - čiste škodne rezervacije;
  - izravnalne rezervacije;
  - druge čiste zavarovalno tehnične rezervacije.

F.611 so lahko finančna sredstva gospodinjstev (S.14) kot zavarovancev in obveznost zavarovalnic (S.125).
F.612 so lahko finančna sredstva gospodinjstev (S.14) kot zavarovancev in so praviloma obveznost pokojninskih družb (S.125).
F.62 so lahko finančna sredstva vseh sektorjev kot zavarovancev (prenosne premije) ali upravičencev (škodne rezervacije) in so praviloma obveznost zavarovalnic in pokojninskih družb (S.125).

Obvezniki poročanja, ki oblikujejo zavarovalno tehnične rezervacije, poročajo za instrument zavarovalno tehničnih rezervacij čiste tehnične rezervacije kot obveznost obveznika poročanja in jih porazdelijo na obveznosti do posameznih sektorjev/podsektorjev, kot zavarovancev ali upravičencev (npr. obveznosti do gospodinjstev, nefinančnih družb, ipd.).

Skupino F.7 Druge terjatve in obveznosti sestavlja:

- F.71 Komercialni krediti in predujmi predstavljajo finančne terjatve oziroma obveznosti, ki izhajajo iz dobaviteljevega ali kupčevega neposrednega kreditiranja transakcij z blagom in storitvami, ter predujmi za delo, ki je v teku ali se bo začelo in je povezano s temi transakcijami. F.71 vključuje vse še neplačane terjatve oziroma obveznosti iz naslova blaga ali storitev. F.71 so lahko finančna sredstva ali obveznosti za vse sektorje;
- F.79 Drugo (druge terjatve in obveznosti razen komercialnih kreditov in predujmov) predstavlja vse druge terjatve in obveznosti, ki so rezultat časovne razlike med transakcijami in plačili vezanimi na davke, socialne prispevke, plače, rente, dividende, obresti in transakcije finančnih sredstev na sekundarnem trgu. F.79 so lahko finančna sredstva ali obveznosti za vse sektorje.

Praviloma se natečene obresti vključijo v instrument, na katerega se nanašajo (npr. obresti iz naslova vlog se vključijo v F.2, obresti iz naslova posojil se vključijo v F.4, obresti iz naslova vrednostnih papirjev se vključijo v F.3). V primeru, da obresti ni mogoče vključiti v ustrezen instrument, se izkažejo v postavki F.79.

3.4 Pravila evidentiranja in vrednotenja

Za stanja finančnih sredstev in obveznosti velja splošno načelo vrednotenja po tekoči tržni ceni na dan preseka. Delnice, ki ne kotirajo in drug lastniški kapital so vrednotene po knjigovodski vrednosti. Praviloma se natečene obresti vključijo v instrument, na katerega se nanašajo (vloge, posojila, vrednostni papirji).

Transakcije se izkazujejo kot neto transakcije po posameznem instrumentu in so razlika med povečanji (po izvirni vrednosti) in zmanjšanji (po vrednosti s vključenimi realiziranimi vrednostnimi spremembami) v posameznem finančnem instrumentu.

Vrednostne spremembe predstavljajo spremembe tržnih cen in deviznih tečajev ter druge spremembe (prerazporeditve finančnih instrumentov/sektorjev, sprememba metodologije, odpisi terjatev/dolgov).

3. FINANCIAL ACCOUNTS METHODOLOGY

3.1 ESA95 methodology

The methodological basis for the compilation of the financial accounts is the ESA 95 (the European System of Accounts).

The financial accounts disclose the stocks and flows that individual institutional sectors hold in individual financial instruments as claims and as liabilities.

The financial accounts disclose how a surplus is distributed or a deficit is covered by transactions in financial assets (claims) and liabilities.

The net item of a financial account, which represents transactions in financial assets minus transactions in liabilities, should as a rule be equal to the net item of the non-financial (capital) account (net borrowing or net lending B.9).

The basic principles of the ESA 95 are:
- all assets and liabilities are valued at current market value;
- the difference between financial assets and liabilities represents the net financial assets;
- the difference between total assets (financial and non-financial) and liabilities represents net worth;
- net worth plus shares and other equity represents own funds.

The items in the financial accounts and the items in the balance sheet are not equal in value for reason of the aforementioned ESA 95 principles.

Financial accounts may be non-consolidated or consolidated. In a consolidated account claims and liabilities between institutional units within a particular sector are eliminated.

3.2 Institutional sectors

The financial accounts disclose the stock of and flows in financial assets and liabilities in terms of different sectors or subsectors under the Standard Classification of Institutional Sectors (Official Gazette of the Republic of Slovenia, No. 13/06).

Sectors and subsectors:

Sector code	Title of sector
S.1	Slovenian economy
S.11	Non-financial corporations
S.12	Financial corporations
S.121	Central bank
S.122	Other monetary financial institutions
S.123	Other financial intermediaries, except insurance corporations and pension funds
S.124	Financial auxiliaries
S.125	Insurance corporations and pension funds
S.13	General government
S.1311	Central government
S.1313	Local government
S.1314	Social security funds
S.14	Households
S.15	Non-profit institutions serving households
S.2	Rest of the world
S.21	European Union (EU)
S.2111	Economic Monetary Union (EMU)
S.2112	Other EU members outside the EMU, and EU institutions
S.22	Third countries and international organisations (Others outside the EU)

The Slovenian economy (S.1) consists of resident institutional units.

Non-financial corporations (S.11) are market producers whose principal activity is the production of goods and non-financial services.

The central bank (S.121) is the Bank of Slovenia.

Other monetary financial institutions (S.122) comprise commercial banks, savings banks and money-market funds.

Other financial intermediaries except insurance corporations and pension funds (S.123) comprise:
- mutual funds;
- investment companies (ICs);
- management companies;
- corporations engaged in financial leasing;
- corporations engaged in factoring (trading in claims).

Financial auxiliaries (S.124) include:
- brokerage houses;
- exchange offices;
- institutions providing financial market infrastructure services (e.g. KDD - the Central Securities Clearing Corporation);
- stock exchanges (Ljubljana Stock Exchange).

Insurance corporations and pension funds (S.125) comprise:
- insurance and reinsurance corporations;
- mutual pension funds;
- pension companies.

Central government (S.1311) includes:
- direct state budget spending units (non-governmental, governmental and judicial spending units);
- indirect budget spending units (public institutes and agencies) at state level;
- public funds at state level;
- the Slovene Compensation Fund (SOD).

Local government (S.1313) comprises:
- municipalities;
- regional authorities;
- public funds at municipal level;
- indirect budget spending units at local level.

Social security funds (S.1314) comprise:
- the Health Insurance Institute (ZZZS);
- the Pension and Disability Insurance Institute (ZPIZ);
- Kapitalska Družba (pension fund manager; KAD).

The households sector (S.14) consists of private individuals and sole traders.

Non-profit institutions serving households (S.15) include societies, political parties, trade unions, clubs, associations, religious communities and humanitarian organisations.

The rest of the world (S.2) consists of non-resident units, and comprises S.21 (EU) and S.22 (Others outside the EU). The EU comprises EU Member States, divided into the countries of the EMU (S.2111) and other EU members (S.2112).

3.3 Financial instruments

The stock of and changes in financial assets and liabilities under the ESA 95 methodology are disclosed by individual financial instrument, and are equal on both the asset and liability sides.

Each individual financial instrument that a particular unit holds as a financial asset has a counterpart item in the liabilities of another unit, and vice-versa. The only financial asset that does not have a counterpart in liabilities is F.1 (Monetary gold and SDRs).

Financial instruments comprise a title and code:

Financial instrument code	Title of financial instrument
F.1	Monetary gold and SDRs (Special Drawing Rights)
F.2	Currency and deposits
F.21	Currency
F.22	Transferable deposits
F.29	Other deposits
F.3	Securities other than shares
F.33	Securities other than shares, excluding financial derivatives
F.331	Short-term debt securities
F.332	Long-term debt securities
F.34	Financial derivatives
F.4	Loans
F.41	Short-term loans
F.42	Long-term loans
F.5	Shares and other equity
F.51	Shares and other equity, excluding mutual funds shares
F.511	Quoted shares
F.512	Unquoted shares
F.513	Other equity
F.52	Mutual funds shares
F.6	Insurance technical reserves
F.61	Net equity of households in life insurance reserves and pension funds reserves
F.611	Net equity of households in life insurance reserves (Life insurance reserves)
F.612	Net equity of households in pension funds reserves (Pension fund reserves)
F.62	Prepayments of insurance premiums and reserves for outstanding claims (Other technical reserves)
F.7	Other accounts receivable/payable
F.71	Trade credits and advances
F.79	Other accounts receivable/payable, excluding trade credits and advances

Category F.1 Monetary gold and SDRs comprises:
- Monetary gold, which is gold held as a component of international reserves by monetary authorities or by others subject to the effective control of the authorities;
- SDRs (special drawing rights), which are international reserve assets created by the International Monetary Fund and allocated to its members to supplement existing reserve assets.

As a rule F.1 is a financial asset of the central bank (S.121). A feature of F.1 is that no institutional unit or sector discloses a liability deriving from the instrument. Only in transactions is the counterpart item disclosed on the side of financial assets of the rest of the world (S.2) in the same amount as it is disclosed by the central bank (S.121), but with a negative sign.

Category F.2 Currency and deposits consists of three sub-categories of financial instruments:
- Sub-category F.21 Currency consists of notes and coins that are commonly used to make payments, and comprises notes and coins in circulation issued by resident monetary authorities and notes and coins in circulation issued by non-resident monetary authorities held by residents. All sectors may hold F.21 as a financial asset. F.21 represents a liability of the unit that issued it (generally the central bank).

- Sub-category F.22 Transferable deposits consists of sight deposits in domestic or foreign currency. Transferable deposits can be converted into currency or transferred by cheque, banker's order, debit entry or the like, without any kind of significant restriction or penalty. F.22 also includes deposits between monetary financial institutions (such as deposits that other monetary financial institutions hold with the central bank to satisfy compulsory reserve requirements). All sectors may hold F.22 as a financial asset. Liabilities deriving from F.22 are disclosed as a rule by monetary financial institutions (S.121 and S.122) and by the rest of the world (S.2).
- Sub-category F.29 Other deposits consists of deposits that cannot be used to make payments at any time and are not convertible into currency or transferable deposits without any kind of significant restriction or penalty. Other deposits comprise:
  - fixed-term deposits;
  - savings deposits;
  - certificates of deposit that are non-negotiable, or whose negotiability, while theoretically possible, is very limited;
  - repo transactions (repurchase agreements) that are liabilities of monetary financial institutions;
  - repayable margin payments related to financial derivatives that are liabilities of monetary financial institutions;
  - deposits resulting from a savings scheme or contract;
  - evidence of deposits issued by savings and loan associations, building societies, credit unions and the like;
  - claims against and liabilities to the International Monetary Fund;
  - other deposits not included in sub-category F.22.

All sectors may hold F.29 as a financial asset. Liabilities deriving from F.29 are disclosed as a rule by monetary financial institutions (S.121 and S.122) and by the rest of the world (S.2).

Category F.3 Securities other than shares consists of:
- F.33 Securities other than shares (debt securities), excluding financial derivatives, and is further sub-divided into:
  - F.331 Short-term debt securities, which are securities with an original maturity of one year or less, and comprise:
    - treasury bills and other short-term securities issued by the general government;
    - short-term bills of exchange (own bills, commodity bills, drawn bills, drafts);
    - bills;
    - commercial paper;
    - negotiable certificates of deposit;
    - bankers' acceptances.
  - F.332 Long-term debt securities, which are securities with an original maturity of more than one year, and comprise:
    - bonds;
    - floating rate notes (FRNs);
    - other debt securities with an original maturity of more than one year.
- F.34 Financial derivatives comprises:
  - options, tradable and over-the-counter (OTC);
  - standardised futures, provided that they have a market value because they are tradable or can be offset;
  - swaps, provided that they have a market value because they are tradable or can be offset;
  - forward rate agreements, provided that they have a market value because they are tradable or can be offset;
  - warrants. Warrants are a special form of tradable option.

All sectors may hold F.3 as a financial asset. F.3 is generally liabilities of non-financial corporations (S.11), financial corporations (S.12), general government (S.13) and the rest of the world (S.2).

Category F.4 is divided into two sub-categories:
- F.41 Short-term loans consists of loans with an original maturity of one year or less;
- F.42 Long-term loans consist of loans with an original maturity of more than one year.

Category F.4 Loans consists of all types of loan created when creditors lend funds to debtors, either directly or through brokers, that are either evidenced by non-negotiable documents or not evidenced by documents. The initiative concerning a loan normally lies with the borrower. F.4 also includes loans to finance trade credits, finance leasing, repurchase agreements, and repayable margin payments related to financial derivatives when these agreements and payments are liabilities of corporations that are not monetary financial institutions. F.4 does not include trade credits or advances. All sectors may hold F.4 as a financial asset and liability.

Category F.5 Shares and other equity comprise:
- F.51 Shares and other equity, excluding mutual funds shares, which comprise:
  - F.511 Quoted shares, namely equity securities quoted on the domestic market or a foreign market;
  - F.512 Unquoted shares, namely equity securities not quoted on the domestic market or a foreign market;
  - F.513 Other equity, namely equity that is not in the form of shares.
- F.52 Mutual funds shares, which comprise:
  - shares in investment companies;
  - investment coupons registered to one or more units of a mutual fund;
  - mutual pension fund units.

All sectors may hold F.51 as a financial asset. F.51 is generally liabilities of non-financial corporations (S.11), financial corporations (S.12) and the rest of the world (S.2). Exceptionally, individual units of general government (S.13) may hold a liability in F.51.

All sectors may hold F.52 as a financial asset. Money market funds (S.122), investment companies and mutual funds (S.123), mutual pension funds (S.125) and the rest of the world (S.2) may hold liabilities in F.52.

Category F.6 Insurance technical reserves comprises the insurance technical reserves of insurance corporations and pension funds against policyholders and beneficiaries, and is divided into two basic sub-categories of financial instruments:
- F.61 Net equity of households in life insurance reserves and in pension funds reserves, which is further sub-divided into:
  - F.611 Net equity of households in life insurance reserves, comprising:
    - net life insurance provisions;
    - net provisions for life insurance policies where the investment risk is borne by the policyholder;
  - F.612 Net equity of households in pension funds reserves, which consists of provisions deriving from pensions.

- F.62 Prepayments of insurance premiums and reserves for outstanding claims, which consists of:
  - net prepayments of insurance premiums;
  - net provisions for bonuses, rebates and cancellations;
  - net reserves for outstanding claims;
  - equalisation reserves;
  - other net insurance technical reserves.

F.611 may be financial assets of households (S.14) as policyholders, and liabilities of insurance corporations (S.125).
F.612 may be financial assets of households (S.14) as policyholders, and is generally a liability of pension funds (S.125).
F.62 may be financial assets of all sectors as policyholders (prepayments of insurance premiums) or beneficiaries (reserves for outstanding claims), and is generally a liability of insurance corporations and pension funds (S.125).

Those who are obliged to report and who create insurance technical reserves report the net technical reserves for the instrument of insurance technical reserves as a liability of the reporter, and allocate them as liabilities to individual sectors/subsectors as policyholders or beneficiaries (e.g. liabilities to households, liabilities to non-financial corporations).

Category F.7 Other accounts receivable/payable consists of:

- F.71 Trade credits and advances, which consists of financial claims or liabilities arising from the direct extension of credit by suppliers and buyers for goods and services transactions, and advance payments for work that is in progress or to be undertaken and associated with such transactions. F.71 includes all as-yet-unpaid claims and liabilities deriving from goods and services. F.71 may be financial assets or liabilities for all sectors;
- F.79 Other accounts receivable/payable, excluding trade credits and advances consists of all other claims and liabilities arising from timing differences between transactions and payments made in respect of taxes, social contributions, wages, rents, dividends, interest and transactions in financial assets on the secondary market. F.79 may be financial assets or liabilities for all sectors.

As a rule accrued interest is included in the instrument to which the interest relates (e.g. interest on deposits is included in F.2, interest on loans is included in F.4, interest on securities is included in F.3). However, should it be impossible to include the interest in the relevant instrument, it is disclosed in F.79.

3.4 Rules of recording and valuation

The general principle of valuation at the current market price as at the cut-off date applies to the stock of financial assets and liabilities. Unquoted shares and other equity are valued at book value. As a rule accrued interest is included in the instrument to which it relates (deposits, loans, securities).

Transactions are disclosed as net transactions for each individual instrument, and are the difference between additions (at original cost) and reductions (at a value including realised gains/losses) in the individual financial instrument.

Other revaluations consist of holding gains/losses from changes in market prices and exchange rates, and other changes (reallocations of financial instruments/sectors, changes in methodology, write-downs of claims/debts).

4. SESTAVA FINANČNIH RAČUNOV

Letne finančne račune se sestavlja od leta 2001 in četrtletne finančne račune od prvega četrtletja 2004.

4.1 Viri podatkov za sestavo finančnih računov

Pri sestavi finančnih računov se uporablja primarne in sekundarne vire podatkov.

Primarni viri podatkov:
- četrtletni podatki (stanja in transakcije) na osnovi neposrednega poročanja institucionalnih enot:
  - nefinančne družbe (S.11): prag poročanja nad 1 mio EUR bilančne vsote;
  - finančne družbe (S.12): prag poročanja nad 1 mio EUR bilančne vsote;
  - enote države (S.13): prag poročanja nad 8 mio EUR bilančne vsote.
- četrtletni podatki stanja mednarodnih naložb (IIP) in plačilne bilance (BOP);
- statistika vrednostnih papirjev.

Sekundarni viri podatkov:
- denarna in bančna statistika;
- statistika drugih finančnih institucij;
- statistika javnih financ.

4.2 Postopek sestave

Pred postopkom sestave finančnih računov je potrebno preveriti ustreznost individualnih podatkov na osnovi neposrednega poročanja (primerjava podatkov iz letnih poročil, primerjava podatkov iz poročil predhodnih obdobij, ipd.). V primeru ugotovitve napak pri poročanju se izvedejo popravki.

Delo na področju sestave finančnih računov je razdeljeno na tri horizontalne faze in na pet vertikalnih faz.

I. Horizontalne faze

1. Faza: priprava osnovnih podatkov za vse sektorje in podsektorje na podlagi primarnih virov podatkov:
- za domače sektorje: podatki na osnovi neposrednega poročanja;
- za tuje sektorje: podatki IIP/BOP.

2. Faza: sestava nekonsolidiranih finančnih računov. Postopek je naslednji:
- osnovni podatki iz prve faze se prenesejo v ustrezne tabele posameznih sektorjev/podsektorjev;
- prazne celice za S.14 in S.15 se zapolni s podatki iz nasprotne strani.

Sledi proces usklajevanja podatkov iz dveh strani (terjatve enega sektorja, obveznosti drugega sektorja) z izbiro najustreznejšega podatka. Sam proces je v tej fazi postopen:

A) Sestava stanj

- Po določenem instrumentu se primerja podatek iz dveh strani/virov: na eni strani kot terjatev, na drugi kot obveznost (npr. S.11 prikazuje terjatev iz vlog do S.122 in S.122 izkazuje podatek kot obveznost iz vlog do S.11), pri čemer podatki iz obeh virov običajno niso enaki. Za namen izenačitve obeh podatkov se uporabi hierarhija različnih virov podatkov. Kot dodaten/primerjalen vir se uporabijo tudi sekundarni viri podatkov.
- Na osnovi ugotovitev se terjatev določenega sektorja izenači z obveznostmi nasprotnega sektorja v istem finančnem instrumentu.

B) Sestava transakcij

Sestava transakcij z uporabo:
- podatkov na osnovi neposrednega poročanja (uporabi se npr. poročane podatke S.122);
- ocen (npr. borzni indeksi za vrednostne papirje);
- dodatnih informacij (npr. sprememba sektorske klasifikacije).

3. Faza: sestava konsolidiranih finančnih računov. Proces konsolidacije obsega:
- konsolidacija na ravni podsektorja: izločitev stanj in transakcij med enotami v okviru podsektorja (npr. izločitev terjatev S.122 do S.122);
- konsolidacija na ravni sektorja: izločitev stanj in transakcij med enotami v okviru sektorja (npr. izločitev terjatev S.122 do S.125).

V zbirni tabeli finančnih računov je seštevek konsolidiranih podatkov za posamezne podsektorje določenega sektorja večji od konsolidiranega podatka za sektor, razen kadar podsektorji nimajo med seboj nobenih terjatev/obveznosti. Npr. na ravni S.122 so izločene samo terjatve v okviru S.122, v okviru S.12 pa so izločene še terjatve S.122 do ostalih podsektorjev S.12 (S.12 ≤ S.121 + S.122 + S.123 + S.124 + S.125).

II. Vertikalne faze

- začetno stanje ST0: predstavlja stanje na koncu obdobja, pred obdobjem, za katerega se sestavljajo finančni računi;
- končno stanje ST1: predstavlja stanje na koncu obdobja, za katerega se sestavljajo finančni računi;
- razlika stanj RS (ST1 - ST0);
- transakcije TR: predstavljajo transakcije v obdobju, za katerega se sestavljajo finančni računi;
- vrednostne spremembe VR: predstavljajo vrednostne spremembe v obdobju, za katerega se sestavljajo finančni računi.

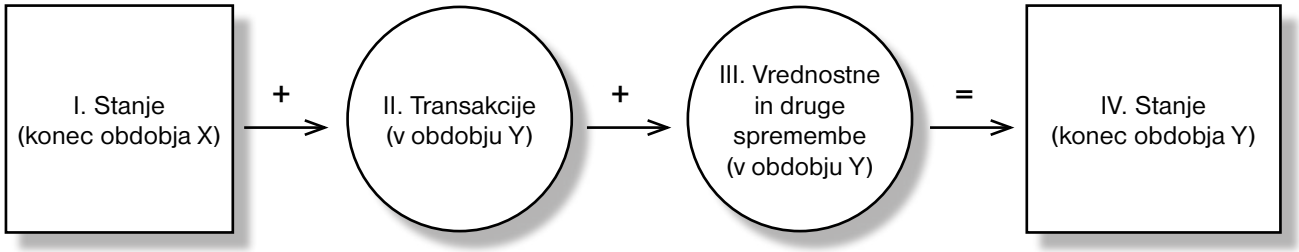

Sestavi finančnih računov sledi analiza usklajenosti podatkov z drugimi statistikami, zlasti vezanih na sektor države (S.13) in tujine (S.2). Neto transakcije iz finančnih računov S.13 se primerja z neto postavko S.13 nefinančnih računov, saj naj bi bili neto postavki iz obeh računov praviloma enaki. Podatke S.2 iz finančnih računov se primerja s podatki IIP (stanja mednarodnih naložb) in BOP (plačilne bilance).

4. FINANCIAL ACCOUNTS COMPILATION

Annual financial accounts have been compiled from 2001, and quarterly financial accounts from the first quarter of 2004.

4.1 Data sources for compilation of financial accounts

Primary and secondary sources are used for the compilation of the financial accounts.

Primary sources:
- quarterly data (stocks and transactions) based on direct reporting by individual institutional units:
  - non-financial corporations (S.11): reporting threshold: balance sheet total of EUR 1 million;
  - financial corporations (S.12): reporting threshold: balance sheet total of EUR 1 million;
  - general government units (S.13): reporting threshold: balance sheet total of EUR 8 million.
- quarterly IIP (International Investment Position) and BOP (Balance of Payments) data;
- securities statistics.

Secondary sources:
- monetary and banking statistics;
- other financial institutions' statistics;
- public finance statistics.

4.2 Compilation process

The adequacy of individual data based on direct reporting (comparisons with data from annual reports, comparisons with data from previous reports, etc.) must be reviewed before the compilation of the financial accounts can proceed. Corrections are made in the event of reporting errors being identified.

The compilation of the financial accounts is divided into three horizontal and five vertical phases.

I. Horizontal phases

Phase 1: preparation of basic data for individual sectors and subsectors on the basis of primary data sources:
- for domestic sectors: data from direct reporting;
- for foreign sectors: IIP and BOP data.

Phase 2: compilation of non-consolidated financial accounts. The process is the following:
- transfer of the basic data from phase 1 into the relevant tables of individual institutional sectors and subsectors;
- completion of the empty cells for S.14 and S.15 with data from the counterpart side.

The process of reconciling the data between the two sides (claims of one sector, liabilities of another sector) then follows, with the most appropriate data being selected. This is a step-by-step process:

A) Compilation of stocks

- Data from the two sides/sources is compared for a specific instrument, namely on one side as a claim, and on the other side as a liability (e.g. S.11 discloses claims from deposits against S.122, and S.122 discloses liabilities from deposits to S.11), where usually the figures from the two sources differ. A hierarchy of sources is used for the purpose of equalising the two figures. Secondary sources are also used as an additional/comparative source.
- Based on the findings, the claims of one sector are equalised with the liabilities of the counterpart sector in the same financial instrument.

B) Compilation of transactions

Transactions are compiled with the use of:
- data from direct reporting (e.g. reported data of S.122);
- estimates (e.g. stock exchange indexes for securities);
- supplementary information (e.g. changes in sectoral classification).

Phase 3: compilation of consolidated financial accounts. The process of consolidation comprises:
- consolidation at the subsector level: eliminating stocks and transactions between units in the same subsector (e.g. elimination of claims of S.122 against S.122);
- consolidation at the sector level: eliminating stocks and transactions between units in the same sector (e.g. elimination of claims of S.122 against S.125).

In the final table of financial accounts the sum of the consolidated data of the individual subsectors of a specific sector is larger than the consolidated data for the sector, except when there are no mutual claims/liabilities between the subsectors. For example, at the level of S.122 only the claims within S.122 are eliminated, while at the level of S.12 the claims of S.122 against the other subsectors of S.12 are also eliminated (S.12 ≤ S.121 + S.122 + S.123 + S.124 + S.125).

II. Vertical phases

- stock ST0: represents the stock at the end of the period preceding the period for which the financial accounts are being compiled;
- stock ST1: represents the stock at the end of the period for which the financial accounts are being compiled;
- change in stocks RS (ST1 - ST0);
- transactions TR: represents the transactions in the period for which the financial accounts are being compiled;
- holding gains/losses VR: represents the holdings gains/losses in the period for which the financial accounts are being compiled.

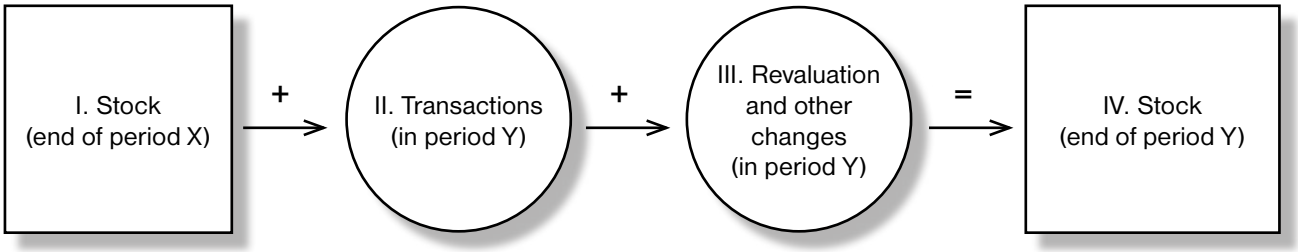

The compilation of the financial accounts is followed by analysis of the compliance of the data with other statistics, in particular those of the general government (S.13) and the rest of the world (S.2). The net transactions of S.13 from the financial accounts are being compared with net item of S.13 in the non-financial accounts, as the two net items should in principle be equal. The data of S.2 from the financial accounts is compared with the IIP (international investment position) and BOP (balance of payments) data.